



US00D413082S

United States Patent [19]
Trostle et al.

[11] **Patent Number:** **Des. 413,082**
[45] **Date of Patent:** **** Aug. 24, 1999**

[54] **AUTOMOBILE BODY**

[75] Inventors: **Mark C. Trostle**, Royal Oak; **Darrel L. Morley**, Birmingham; **William A. Dayton**, Northville; **K. Neil Walling**, Leonard, all of Mich.

[73] Assignee: **DaimlerChrysler Corporation**, Auburn Hills, Mich.

[**] Term: **14 Years**

[21] Appl. No.: **29/089,274**
[22] Filed: **Jun. 11, 1998**

Related U.S. Application Data

[63] Continuation of application No. 29/045,878, Nov. 1, 1995, Pat. No. Des. 384,099.
[51] **LOC (6) Cl.** **12-08**
[52] **U.S. Cl.** **D12/92**
[58] **Field of Search** D12/90-92; 296/185

References Cited

U.S. PATENT DOCUMENTS

D. 283,603	4/1986	Reed et al.	D12/90
D. 289,626	5/1987	Villard	D12/92
D. 294,337	2/1988	Reed et al.	D12/90
D. 338,638	8/1993	Lagaay	D12/91
D. 352,483	11/1994	Verduyn et al.	D12/91
D. 356,758	3/1995	Ackerman et al.	D12/92

D. 370,876	6/1996	Santoro et al.	D12/92
D. 391,522	3/1998	Hall et al.	D12/92

Primary Examiner—Melody N. Brown
Attorney, Agent, or Firm—Mark P. Calcaterra


[57] **CLAIM**

The ornamental design for a automobile body, as shown and described.

DESCRIPTION

FIG. 1 is a front perspective view of a vehicle body showing our new design;
FIG. 2 is a rear perspective view thereof;
FIG. 3 is a left side view thereof, it being understood that the side opposite to that shown is a substantial mirror image thereof;
FIG. 4 is a front view thereof; and,
FIG. 5 is a rear view thereof.
It will be understood that the vehicle body is a substantially mirror image about a longitudinally extending center line. In this regard, the left side of the vehicle will be understood to embody completed details of the subject design, while the right side includes uncompleted details understood to be identical to similar details on the left side.
It will be understood that there is no claim being made to any particular color for the design of the present invention. It will be further understood that the hidden line showing of wheels and tires throughout the drawings is for illustrative purposes only and forms no part of the subject invention.

1 Claim, 4 Drawing Sheets



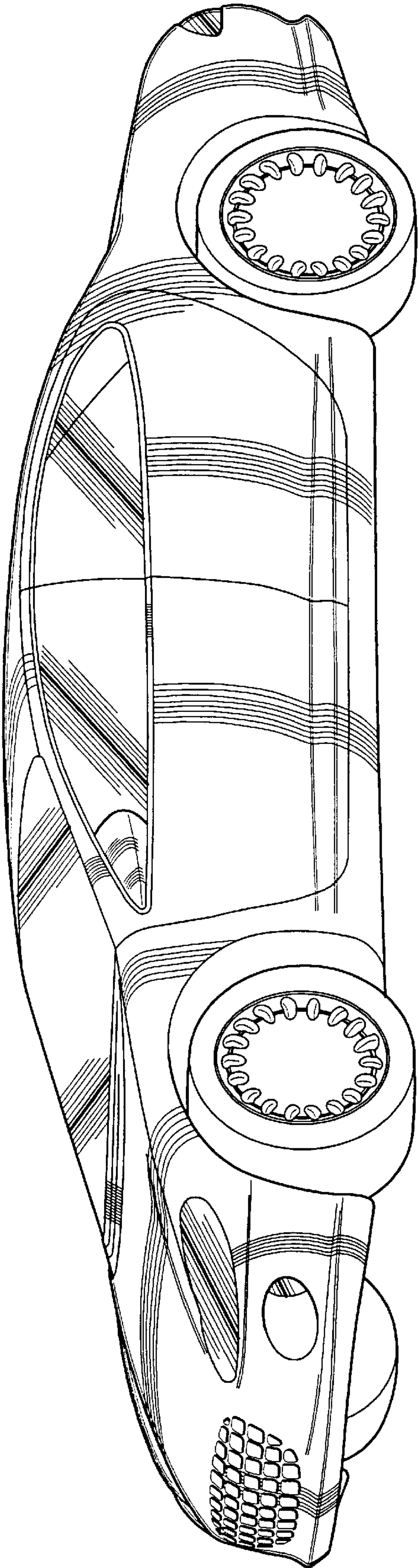


Fig-1

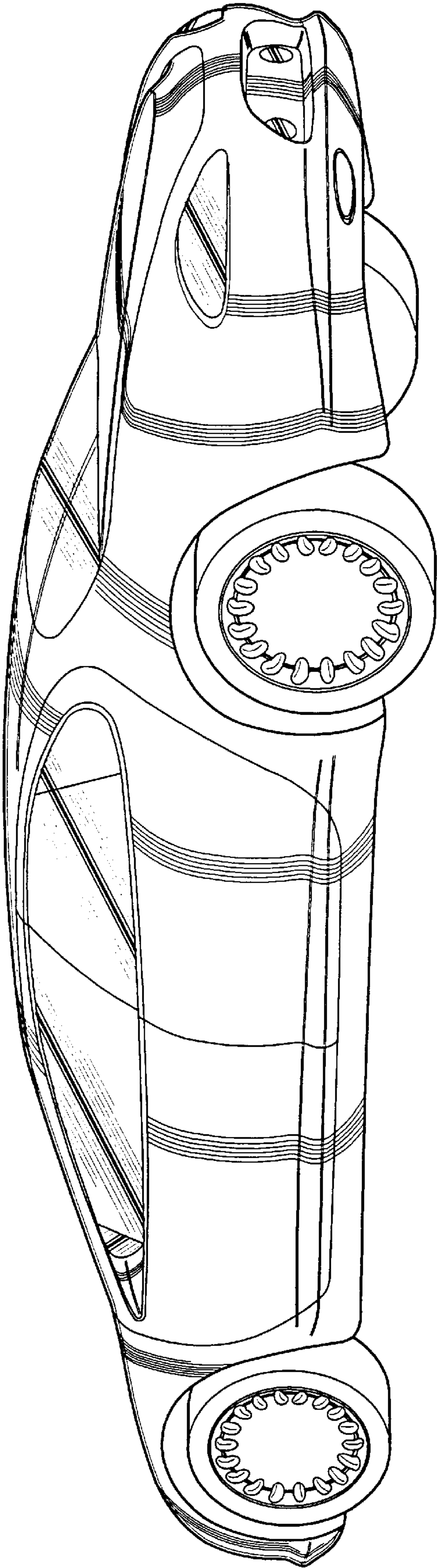


Fig-2

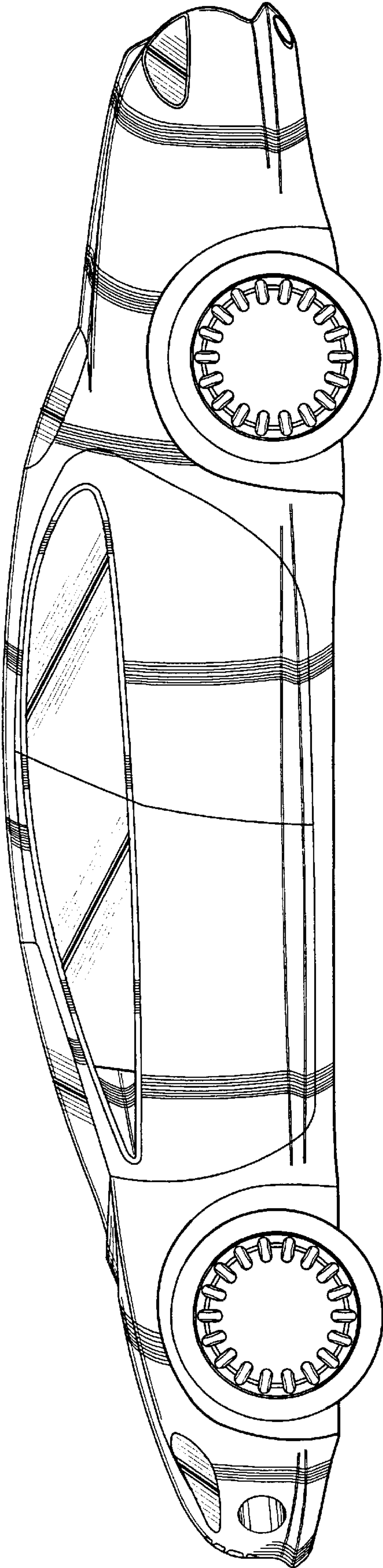


Fig-3




Fig-4

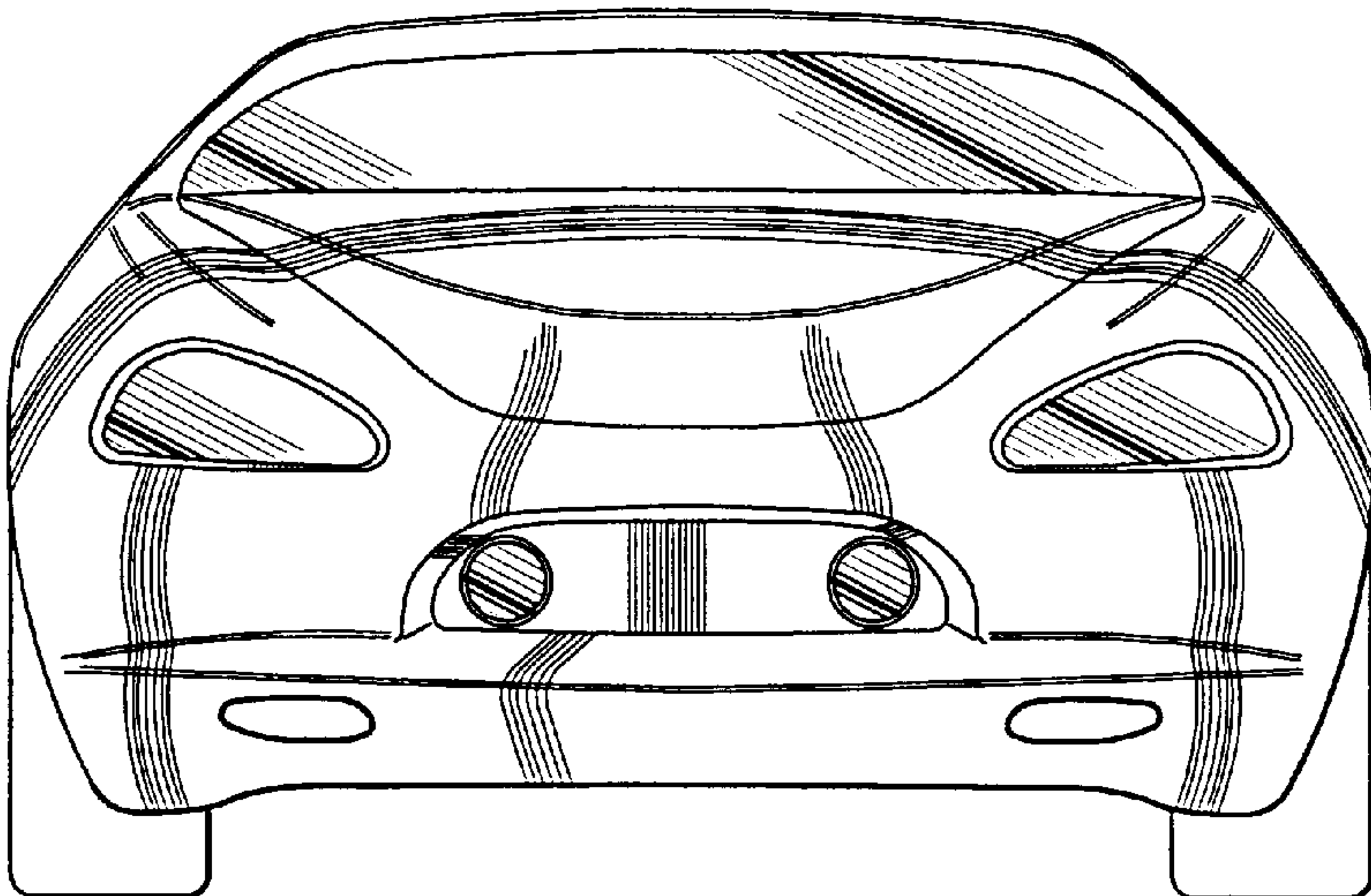


Fig-5