



US00D413081S

United States Patent [19]

Nesbitt et al.

[11] **Patent Number: Des. 413,081**

[45] **Date of Patent: ** Aug. 24, 1999**

[54] **VEHICLE BODY**

D. 392,920 3/1998 Verduyn et al. D12/91

[75] Inventors: **Bryan Nesbitt**, Lake Orion; **Steven W. Ferrerio**, Troy; **William A. Dayton**, Northville; **K. Neil Walling**, Leonard, all of Mich.

OTHER PUBLICATIONS

John Lee, Standard Catalog of Chrysler, 1924–1990, pp. 33, 53.

[73] Assignee: **Chrysler Corporation**, Auburn Hills, Mich.

Primary Examiner—Melody N. Brown
Attorney, Agent, or Firm—Mark P. Calcaterra

[**] Term: **14 Years**

[57] CLAIM

The ornamental design for an vehicle body, as shown and described.

[21] Appl. No.: **29/085,866**

DESCRIPTION

[22] Filed: **Mar. 31, 1998**

[51] **LOC (6) Cl.** **12-08**

FIG. 1 is a front perspective view illustrating an automobile body constructed in accordance with the teachings of the present invention.

[52] **U.S. Cl.** **D12/91**

FIG. 2 is a left side view, it will be understood that the side opposite to that shown is a substantial mirror image thereof.

[58] **Field of Search** D12/91, 90, 92;
296/185

FIG. 3 is a rear perspective view thereof.

[56] References Cited

U.S. PATENT DOCUMENTS


- D. 298,521 11/1988 Ui et al. D12/91
- D. 346,990 5/1994 Abbott et al. D12/91
- D. 355,397 2/1995 Verduyn et al. D12/92
- D. 357,648 4/1995 Osawa et al. D12/91
- D. 373,331 9/1996 Ohkuna et al. D12/91

FIG. 4 is a front view thereof; and,

FIG. 5 is a rear view thereof.

It will be understood that the broken line showing of the wheels and tires throughout the drawings is for illustrative purposes only and forms no part of the subject invention.

1 Claim, 4 Drawing Sheets



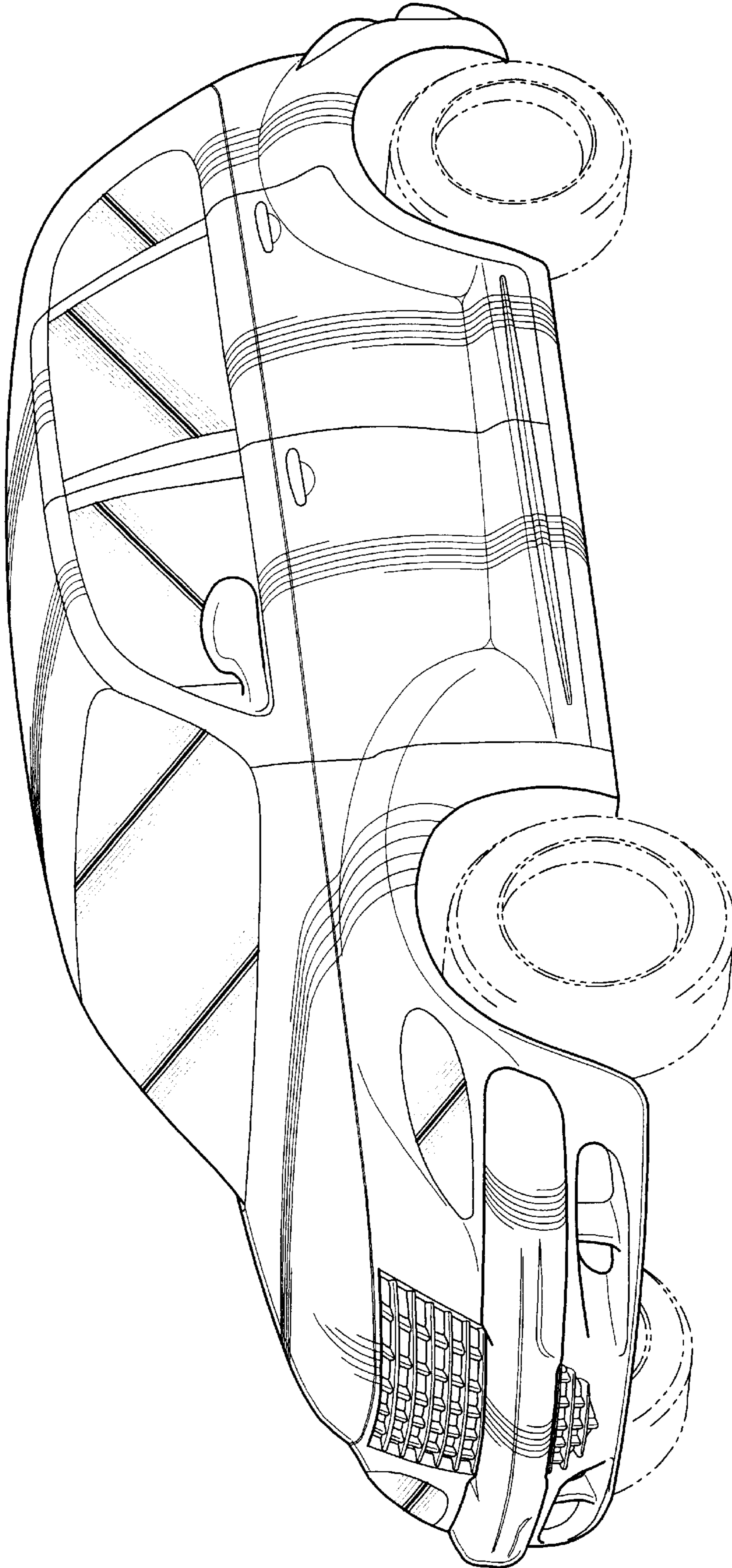


Fig-1

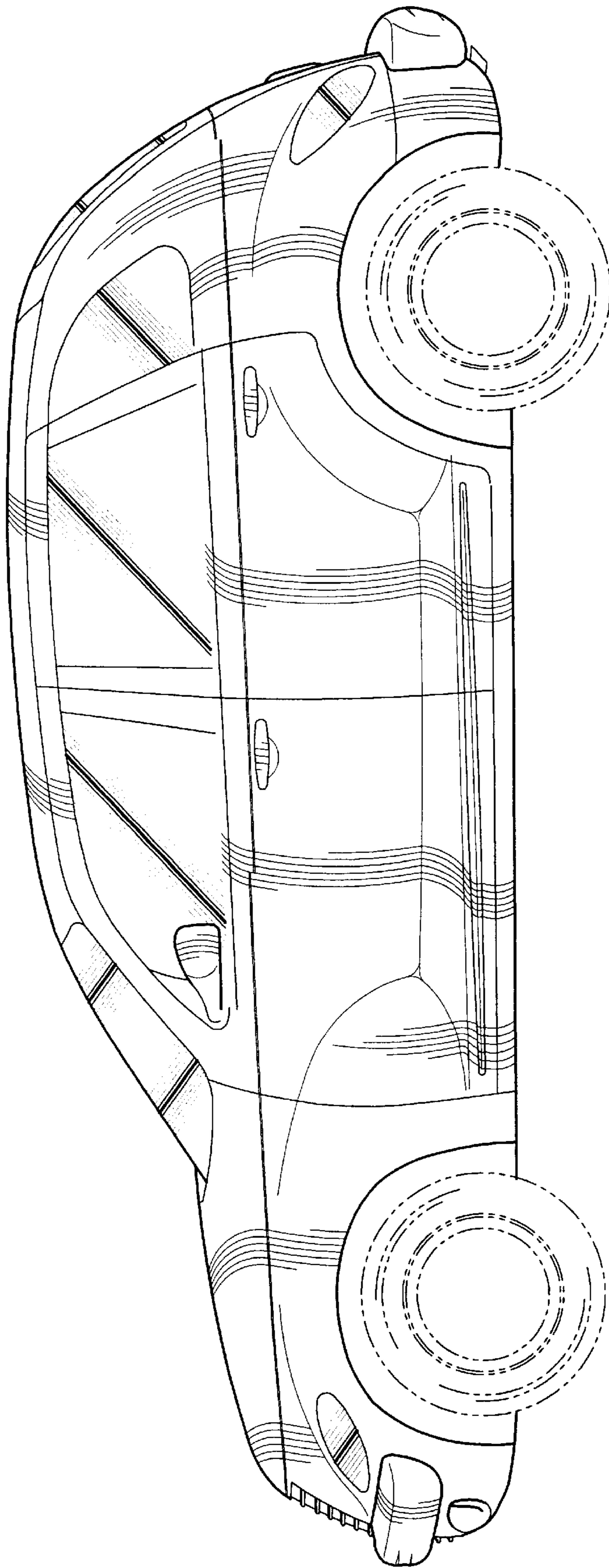


Fig-2

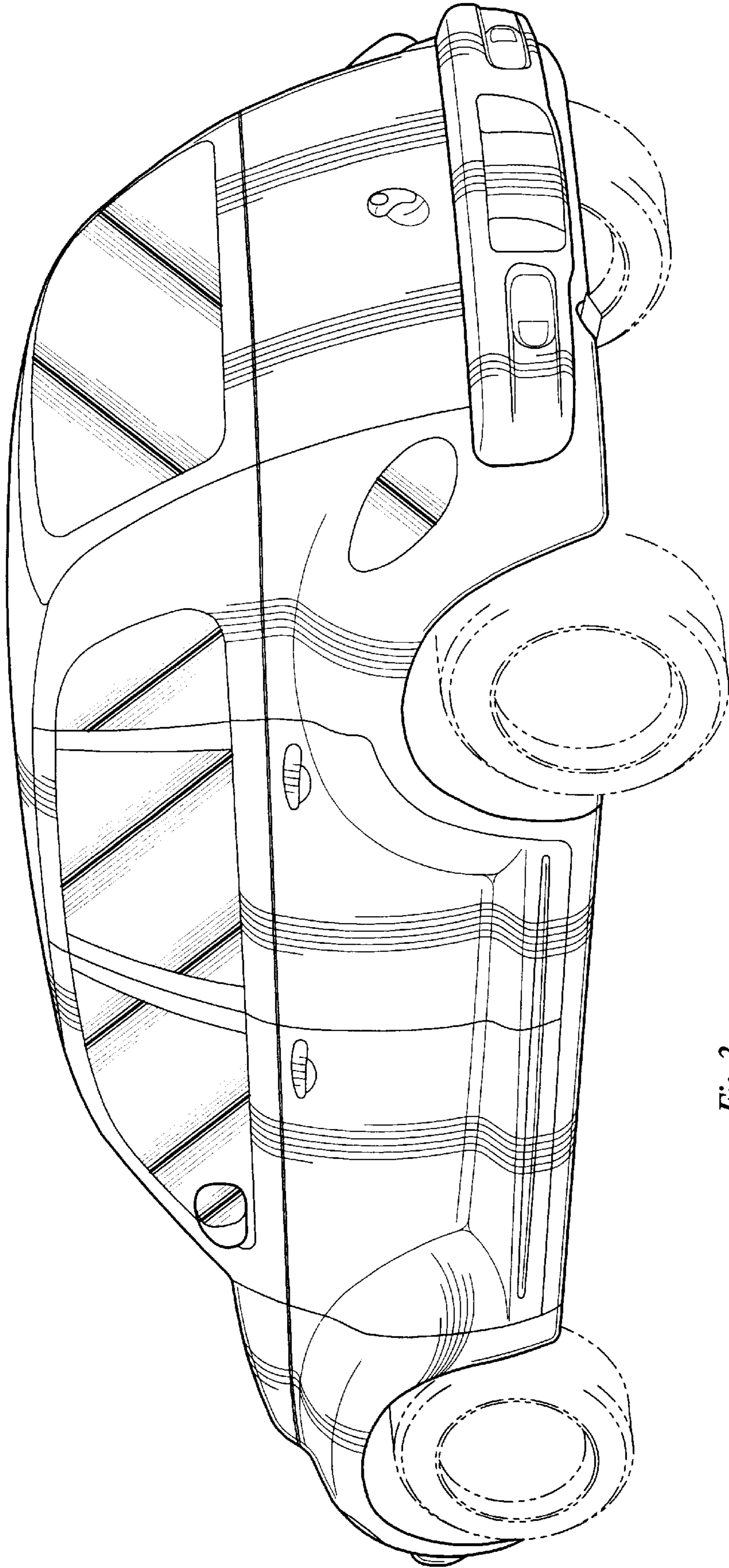


Fig-3




Fig-4




Fig-5