



US00D413060S

United States Patent [19]
Alberding et al.

[11] **Patent Number: Des. 413,060**

[45] **Date of Patent: ** Aug. 24, 1999**

[54] **SPRING RETAINER**

935,151 9/1909 Harrell 24/115 R
4,112,988 9/1978 Nelson 24/16 PB

[75] Inventors: **Mark Richard Alberding**, Glen Arm, Md.; **Ronald Joseph Ackerman**, Bridgman, Mich.

Primary Examiner—Holly Baynham
Attorney, Agent, or Firm—Leo H. McCormick, Jr.; Warren Comstock

[73] Assignee: **Robert Bosch Technology Corporation**, Broadview, Ill.

[57] **CLAIM**

[**] Term: **14 Years**

The ornamental design for a spring retainer, as shown and described.

[21] Appl. No.: **29/080,698**

DESCRIPTION

[22] Filed: **Dec. 12, 1997**

[51] **LOC (6) Cl.** **08-08**

FIG. 1 is a perspective view of a spring retainer showing our new design;

[52] **U.S. Cl.** **D8/396**

FIG. 2 is a top plan view thereof;

[58] **Field of Search** D8/382, 396; 24/129 R, 24/115 R, 16 PB

FIG. 3 is a side elevational view thereof with the opposite side being a mirror image; and,

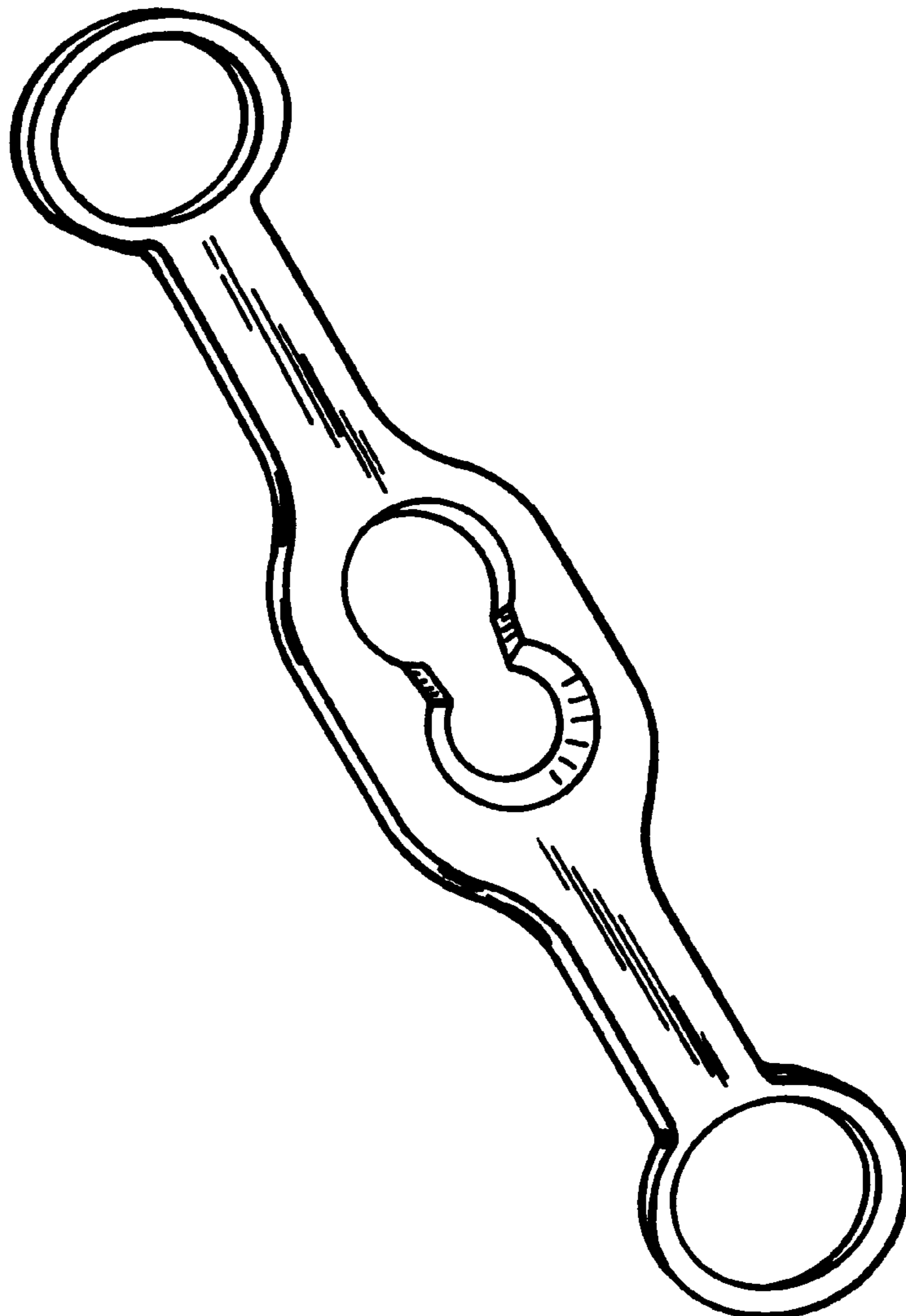
[56] **References Cited**

FIG. 4 is a bottom plan view thereof.

U.S. PATENT DOCUMENTS

D. 243,062 1/1977 Malloy D8/382

1 Claim, 1 Drawing Sheet



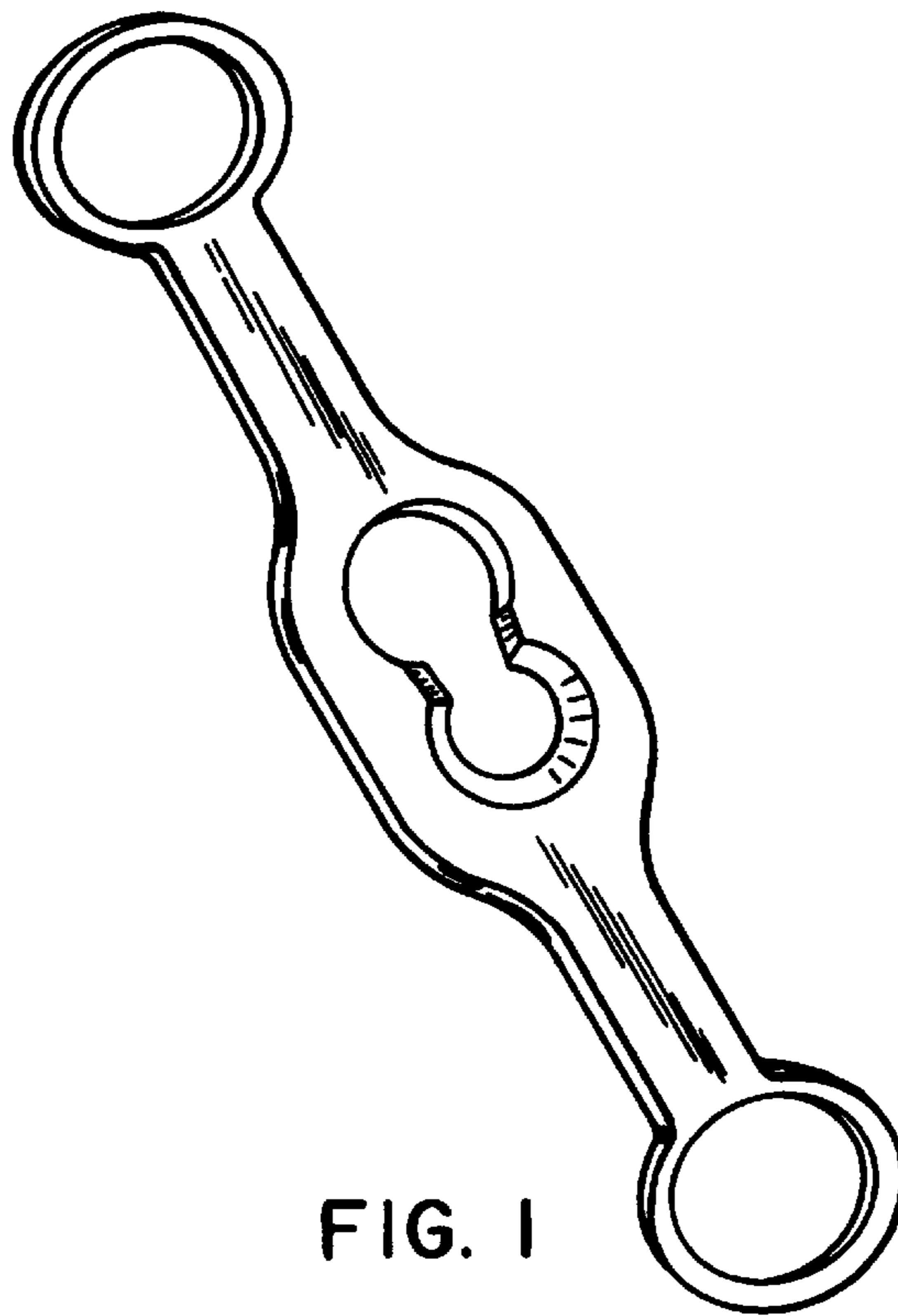


FIG. 1

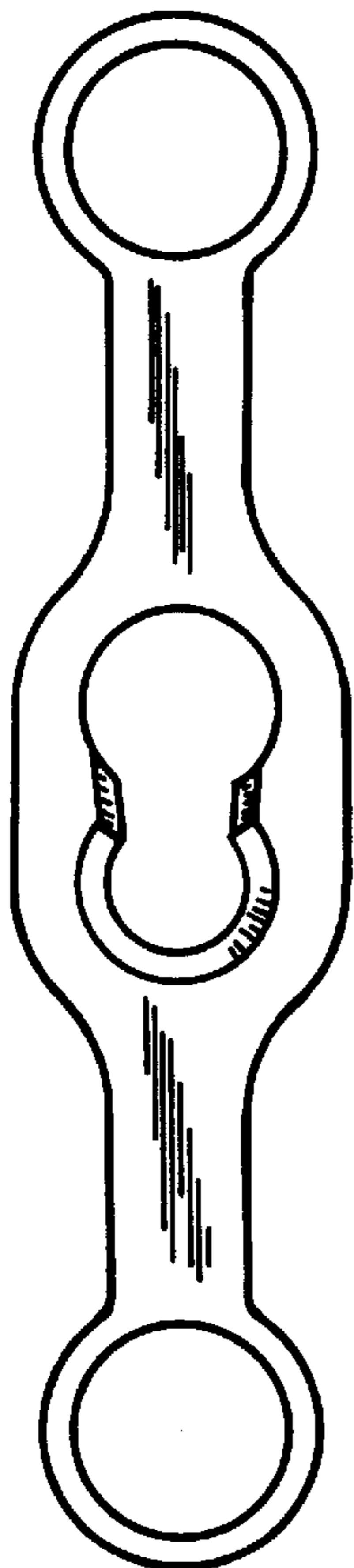


FIG. 2



FIG. 3

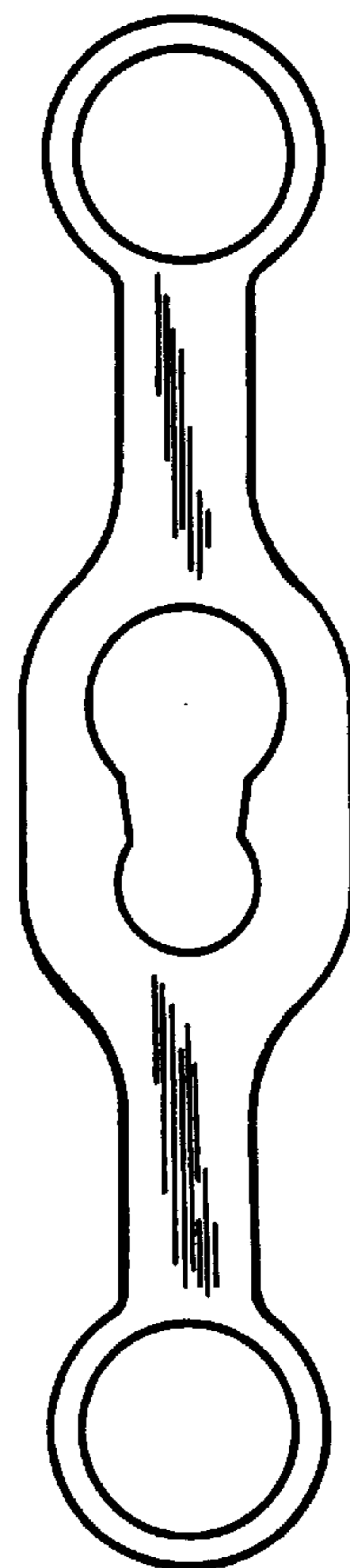


FIG. 4