



US00D413024S

# United States Patent [19]

Wanek et al.

[11] Patent Number: Des. 413,024

[45] Date of Patent: \*\* Aug. 24, 1999

[54] MIRROR

[75] Inventors: **Ronald G. Wanek**, Arcadia, Wis.; **Jane Pronschinske**, Winona, Minn.

[73] Assignee: **Ashley Furniture Industries, Inc.**, Arcadia, Wis.

[\*\*] Term: **14 Years**

[21] Appl. No.: **29/093,563**

[22] Filed: **Sep. 14, 1998**

### Related U.S. Application Data

[62] Division of application No. 29/070,130, Apr. 30, 1997.

[51] **LOC (6) Cl.** ..... **06-07**

[52] **U.S. Cl.** ..... **D6/300**

[58] **Field of Search** ..... D6/300, 301, 303, D6/310-312, 444; 40/700, 711, 714, 722, 745, 765, 775, 780, 790, 798, 799, 800; 248/466; 359/838, 871

[56] **References Cited**

### U.S. PATENT DOCUMENTS

D. 388,962 1/1998 Zaidman ..... D6/300

### OTHER PUBLICATIONS

Pennsylvania House, p. 89, Vertical mirror.

Pennsylvania House, p. 111, Landscape mirror.

Ethan Allen c1992, p. 217, #11 mirror at bottom right.

*Primary Examiner*—Janice E. Seeger

*Attorney, Agent, or Firm*—Peterson, Wicks, Nemer & Kamrath PA

[57] **CLAIM**

The ornamental design for a mirror, as shown and described.

### DESCRIPTION

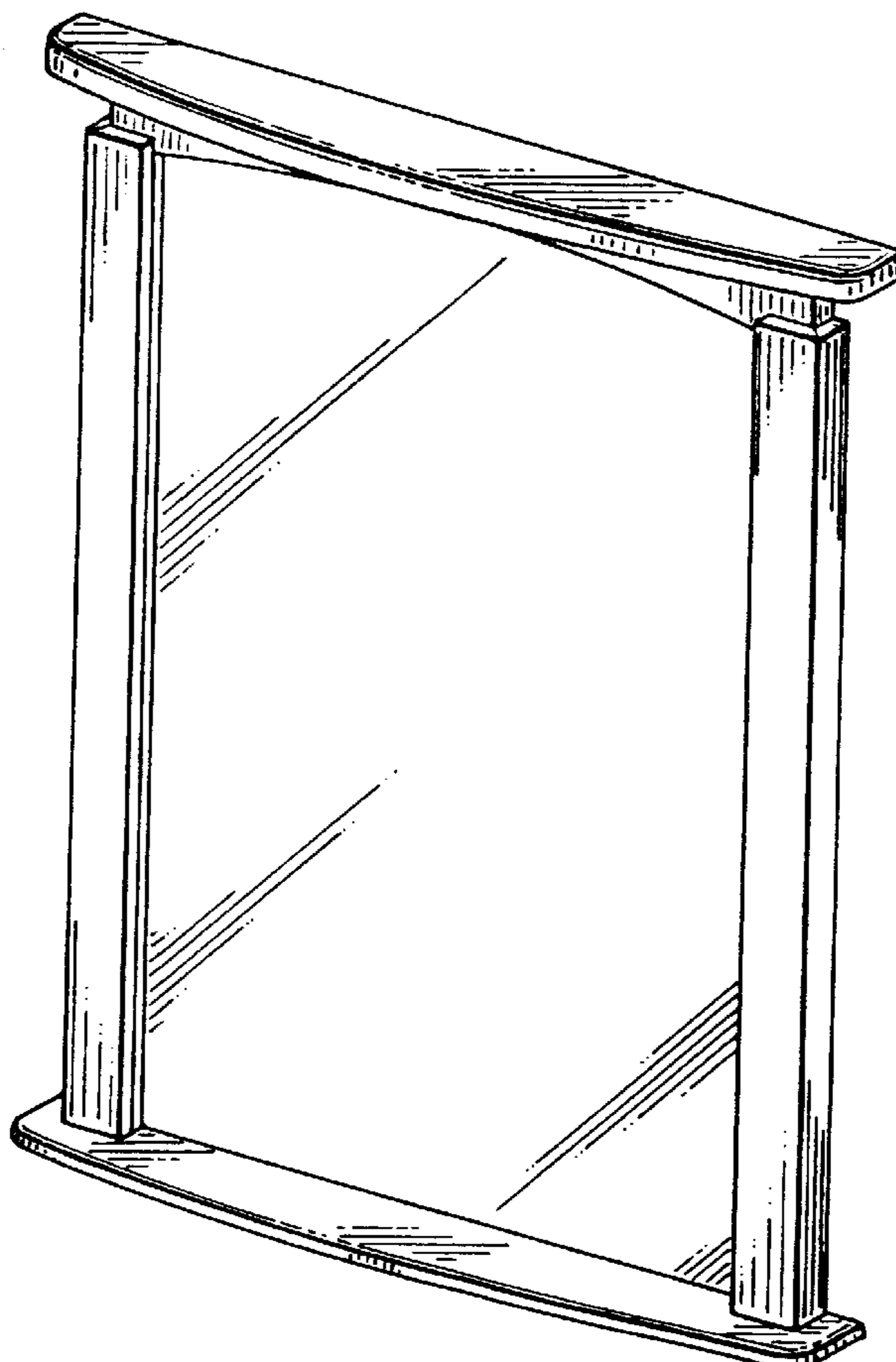
FIG. 1 is a perspective of a mirror embodying our new design;

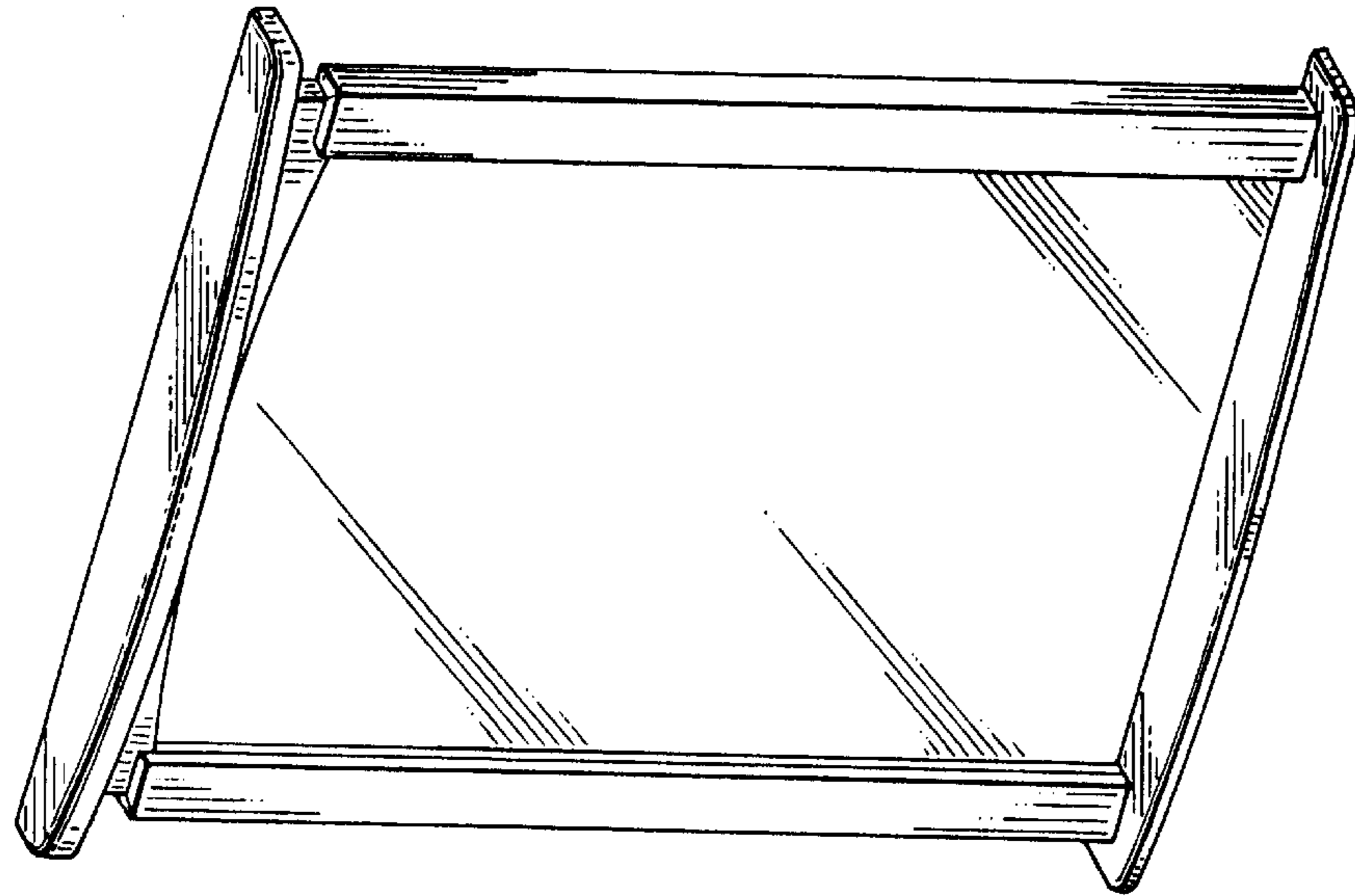
FIG. 2 is a top plan of the mirror of FIG. 1;

FIG. 3 is a front elevation of the mirror of FIG. 1; and,

FIG. 4 is a side elevation of the mirror of FIG. 1, with the opposite side elevation thereof being a mirror image thereof.

**1 Claim, 1 Drawing Sheet**

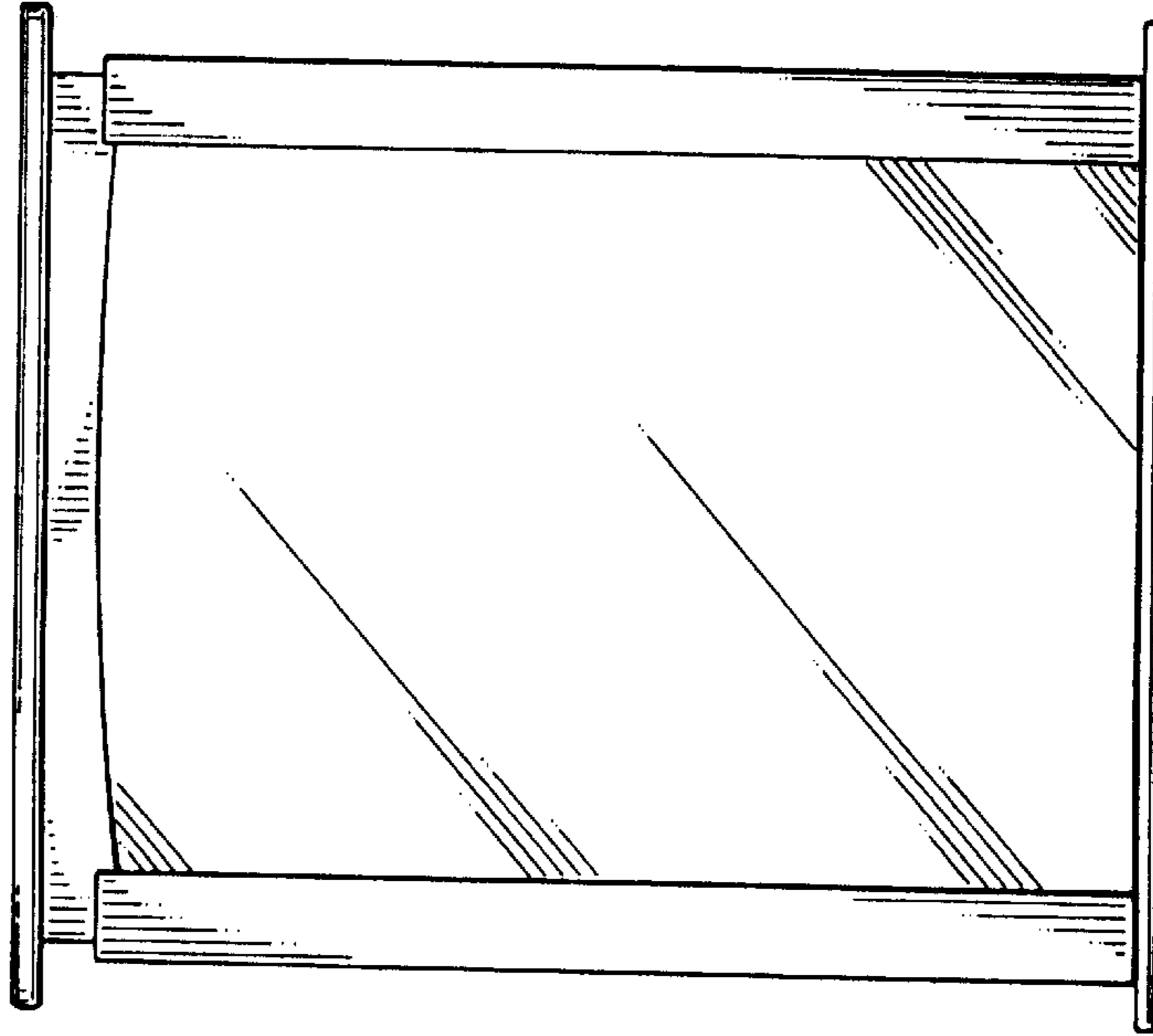




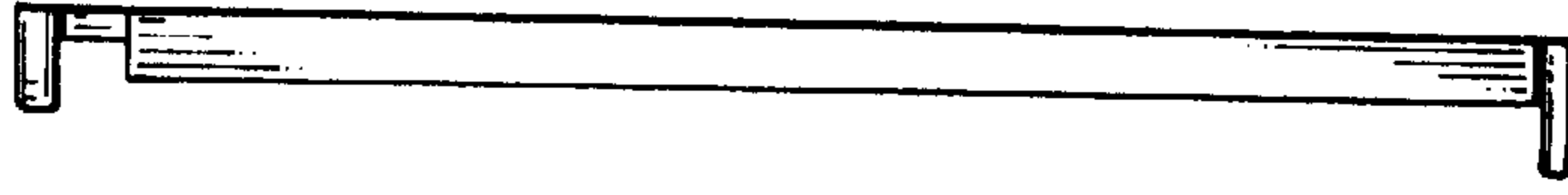
**Fig. 1**



**Fig. 2**



**Fig. 3**



**Fig. 4**