



US00D413020S

# United States Patent [19] Kolpin

[11] **Patent Number: Des. 413,020**

[45] **Date of Patent: \*\* Aug. 24, 1999**

[54] **GUN CASE**

[76] Inventor: **Ronald N. Kolpin**, N9380 Ladwig La.  
R.R. 3, Berlin, Wis. 54923

[\*\*] Term: **14 Years**

[21] Appl. No.: **29/099,781**

[22] Filed: **Jan. 27, 1999**

[51] **LOC (6) Cl. .... 03-01**

[52] **U.S. Cl. .... D3/262**

[58] **Field of Search** ..... D3/262, 204, 261,  
D3/254; 206/315.1, 315.11, 317; 224/149,  
150, 913

[56] **References Cited**

**U.S. PATENT DOCUMENTS**

D. 262,416	12/1981	Bianchi	.....	D3/262
D. 347,322	5/1994	Fiore	.....	D3/262
D. 404,914	2/1999	Revels	.....	D3/262
3,191,652	6/1965	Benson et al.	.....	206/317
3,239,114	3/1966	Norsworthy	.....	206/317

**OTHER PUBLICATIONS**

Uncle Mike's Making Good Guns Better, Sidekick Gun Cases & Pistol Rugs, p. 27, 1994, May 17, 1999.

*Primary Examiner*—Louis S. Zarfaz  
*Assistant Examiner*—Catherine R. Oliver  
*Attorney, Agent, or Firm*—Gerald E. Helget; Mackall, Crouse & Moore, PLC

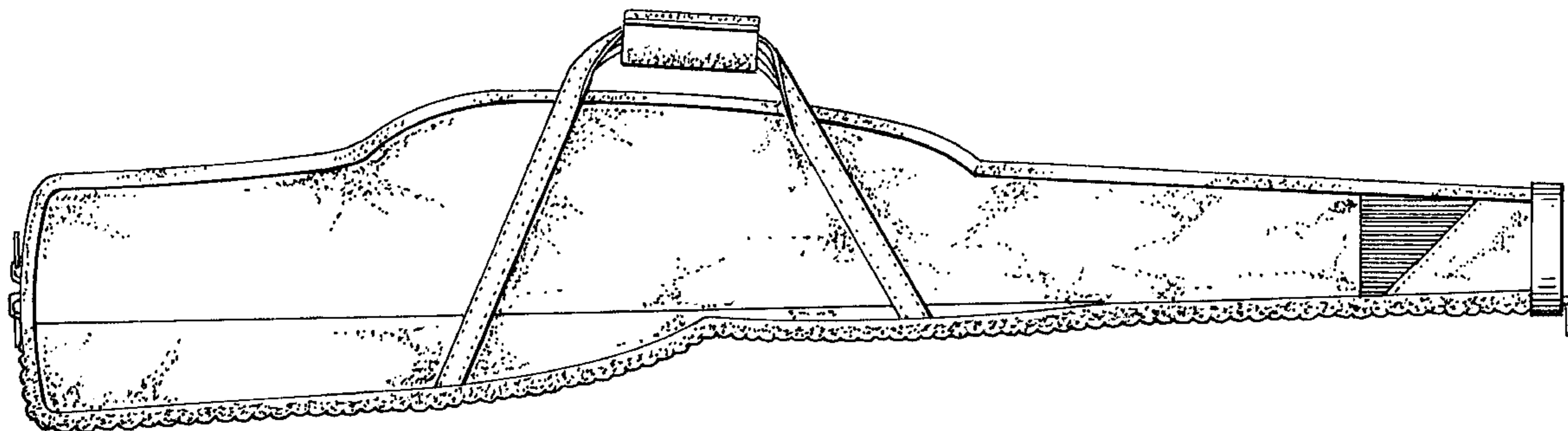
[57] **CLAIM**

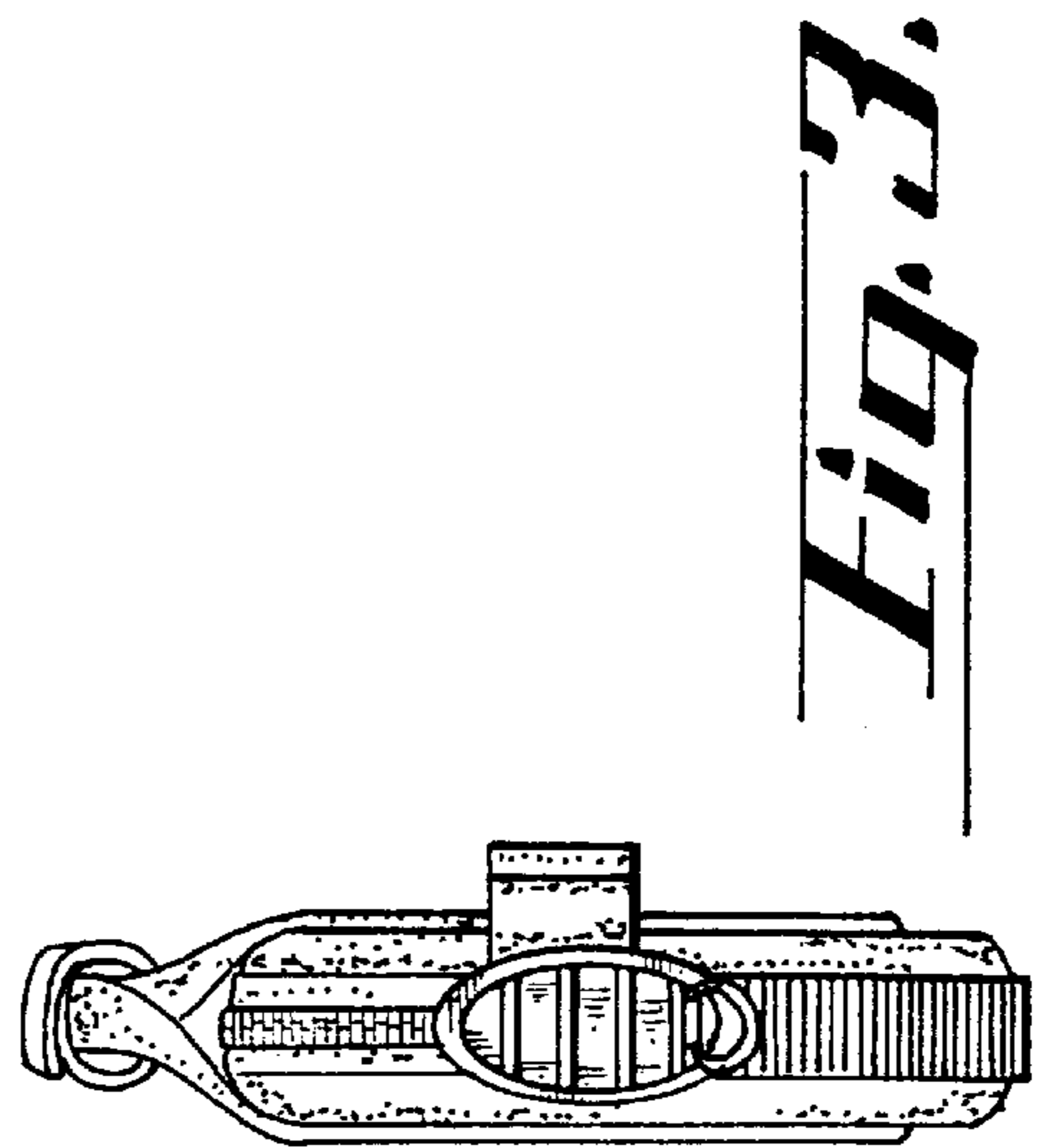
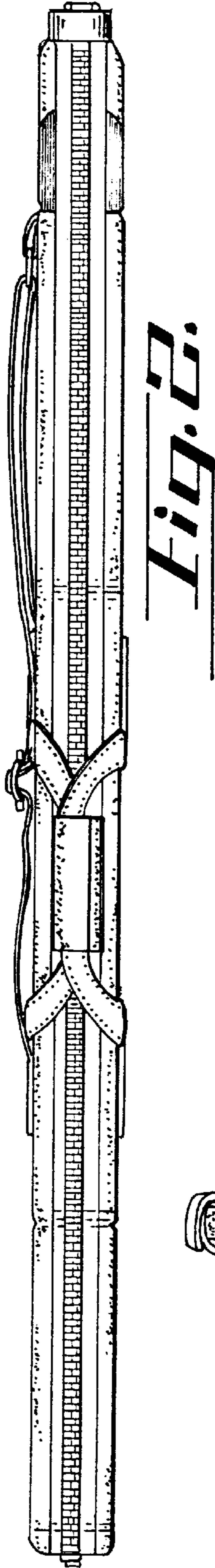
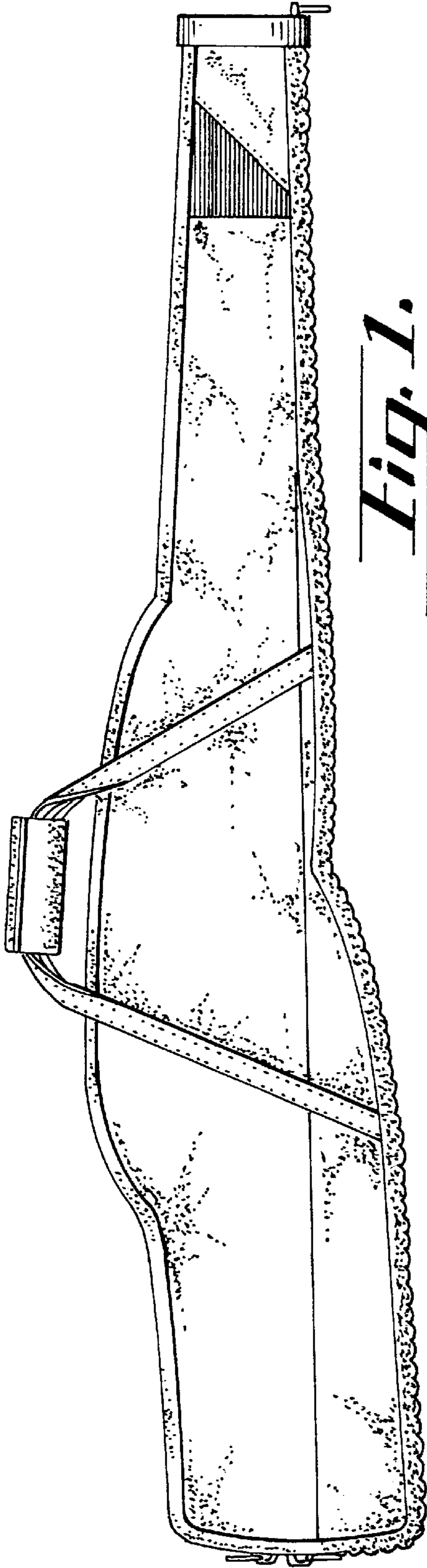
The ornamental design for a gun case, as shown and described.

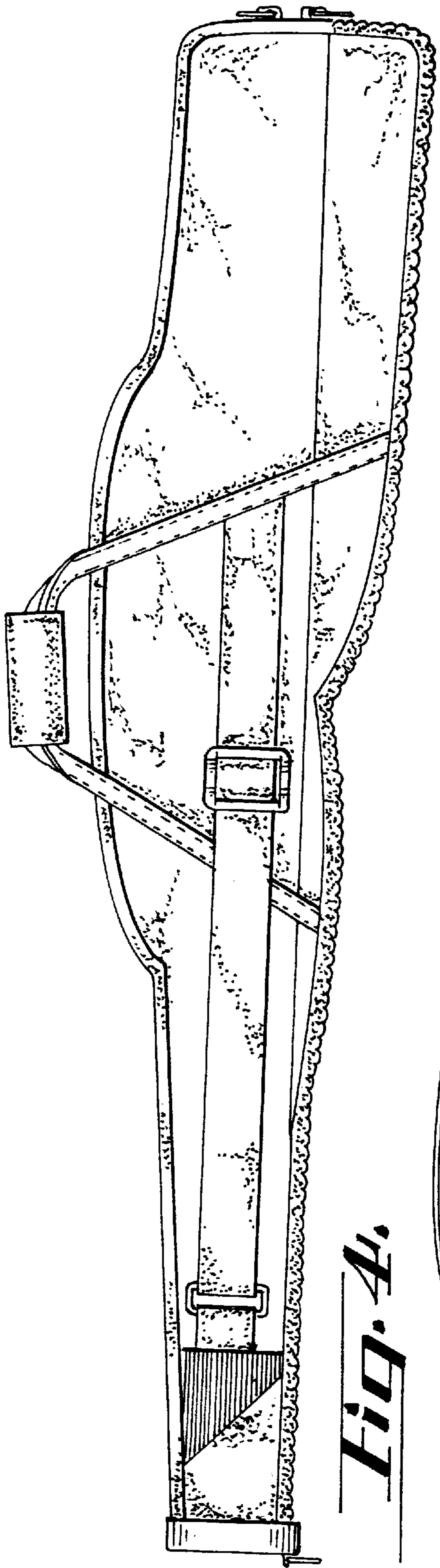
**DESCRIPTION**

FIG. 1 is a right side elevational view of a gun case showing my new design;  
FIG. 2 is a top plan view;  
FIG. 3 is a front elevational view;  
FIG. 4 is a left side elevational view;  
FIG. 5 is a bottom plan view; and,  
FIG. 6 is a rear elevational view.

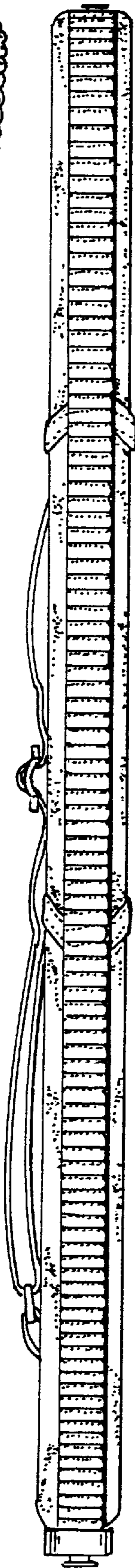
**1 Claim, 2 Drawing Sheets**



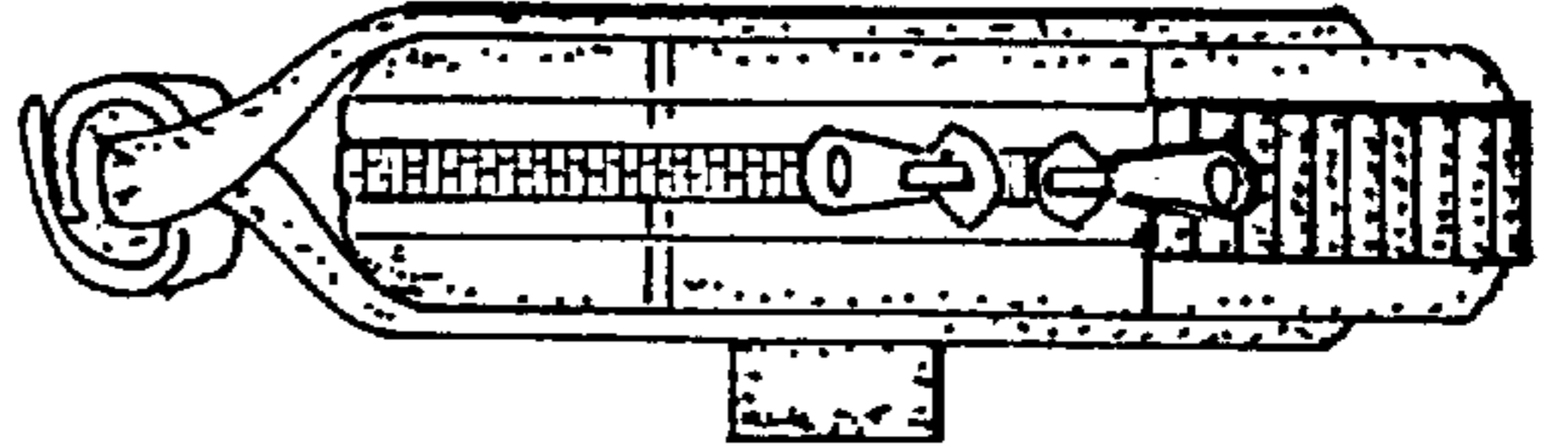




*Fig. 4.*



*Fig. 5.*



*Fig. 6.*