



US00D413017S

**United States Patent** [19]  
**Masoud**

[11] **Patent Number: Des. 413,017**

[45] **Date of Patent: \*\* Aug. 24, 1999**

[54] **BUSINESS CARD DISPENSER**

[76] Inventor: **Mahmoud Masoud**, 22815 Ventura Blvd., Woodland Hills, Calif. 91364

[\*\*] Term: **14 Years**

[21] Appl. No.: **29/090,310**

[22] Filed: **Jul. 6, 1998**

[51] **LOC (6) Cl.** ..... **03-01**

[52] **U.S. Cl.** ..... **D3/247; D3/201**

[58] **Field of Search** ..... D3/247, 201, 901; 150/117, 119, 147, 149; 190/18, 111; 206/37, 39; 220/343; 224/666, 670

[56] **References Cited**

**U.S. PATENT DOCUMENTS**

D. 30,603	4/1899	Kruttschnitt	.....	D3/247
D. 388,605	1/1998	Callahan et al.	.....	D3/247
720,467	2/1903	Oertel	.....	190/111
4,236,560	12/1980	Reischauer	.....	150/119
4,569,438	2/1986	Sheffler	.....	224/670
5,452,793	9/1995	Dimeo, Jr. et al.	.....	206/39
5,560,476	10/1996	Lee	.....	206/37

**OTHER PUBLICATIONS**

*Letraset 1983 Product Update*, Architectural Patterns #LT175 & LT317, p. 259, 1983.

*Primary Examiner*—B. J. Bullock  
*Assistant Examiner*—Monica A. Weingart

*Attorney, Agent, or Firm*—Michael Farjami, Esq.

[57] **CLAIM**

The ornamental design for a business card dispenser, as shown and described.

**DESCRIPTION**

FIG. 1 depicts a perspective view of the business card dispenser of the invention when the dispenser is open.

FIG. 2 is a perspective view of the business card dispenser of the invention when the dispenser is closed.

FIG. 3 is a top view of the business card dispenser of the invention when the dispenser is closed.

FIG. 4 is a bottom view of the business card dispenser of the invention when the dispenser is closed.

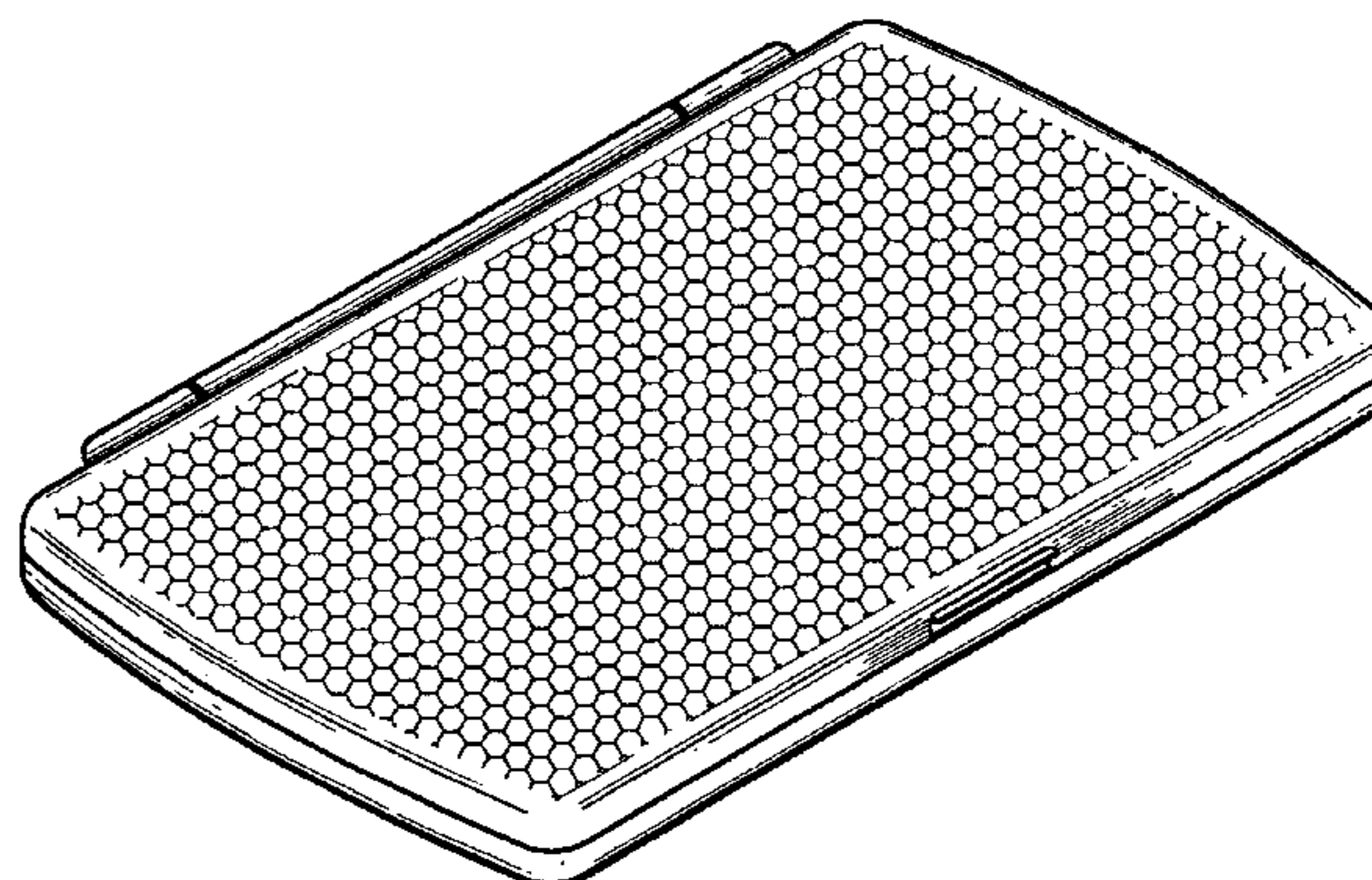

FIG. 5 is a side view of a first side of the business card dispenser of the invention when the dispenser is closed.

FIG. 6 is a side view of a second side of the business card dispenser of the invention when the dispenser is closed.

FIG. 7 is a front view of the business card dispenser of the invention when the dispenser is closed; and,

FIG. 8 is a rear view of the business card dispenser of the invention when the dispenser is closed.

**1 Claim, 2 Drawing Sheets**



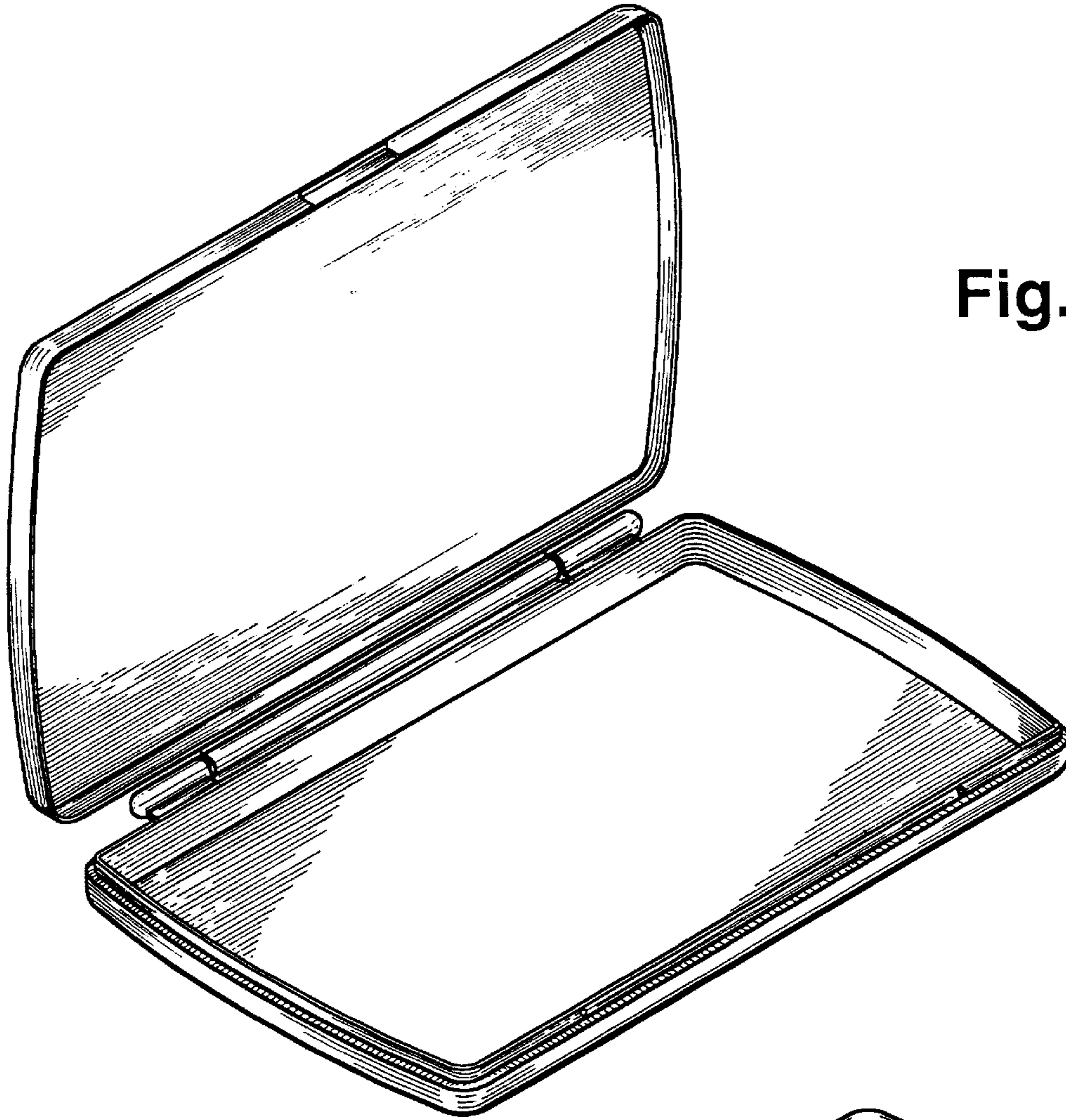


Fig.1

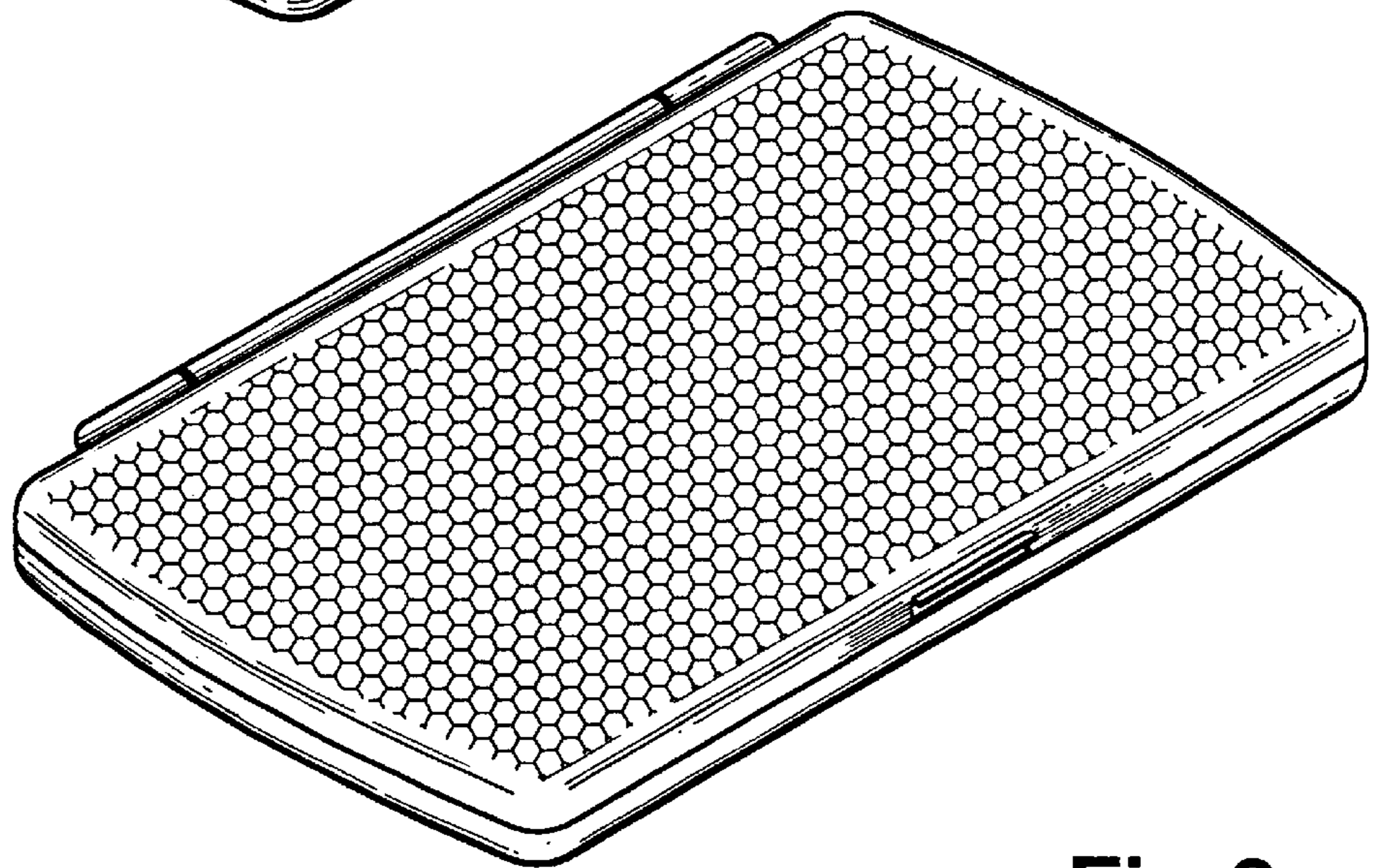


Fig.2

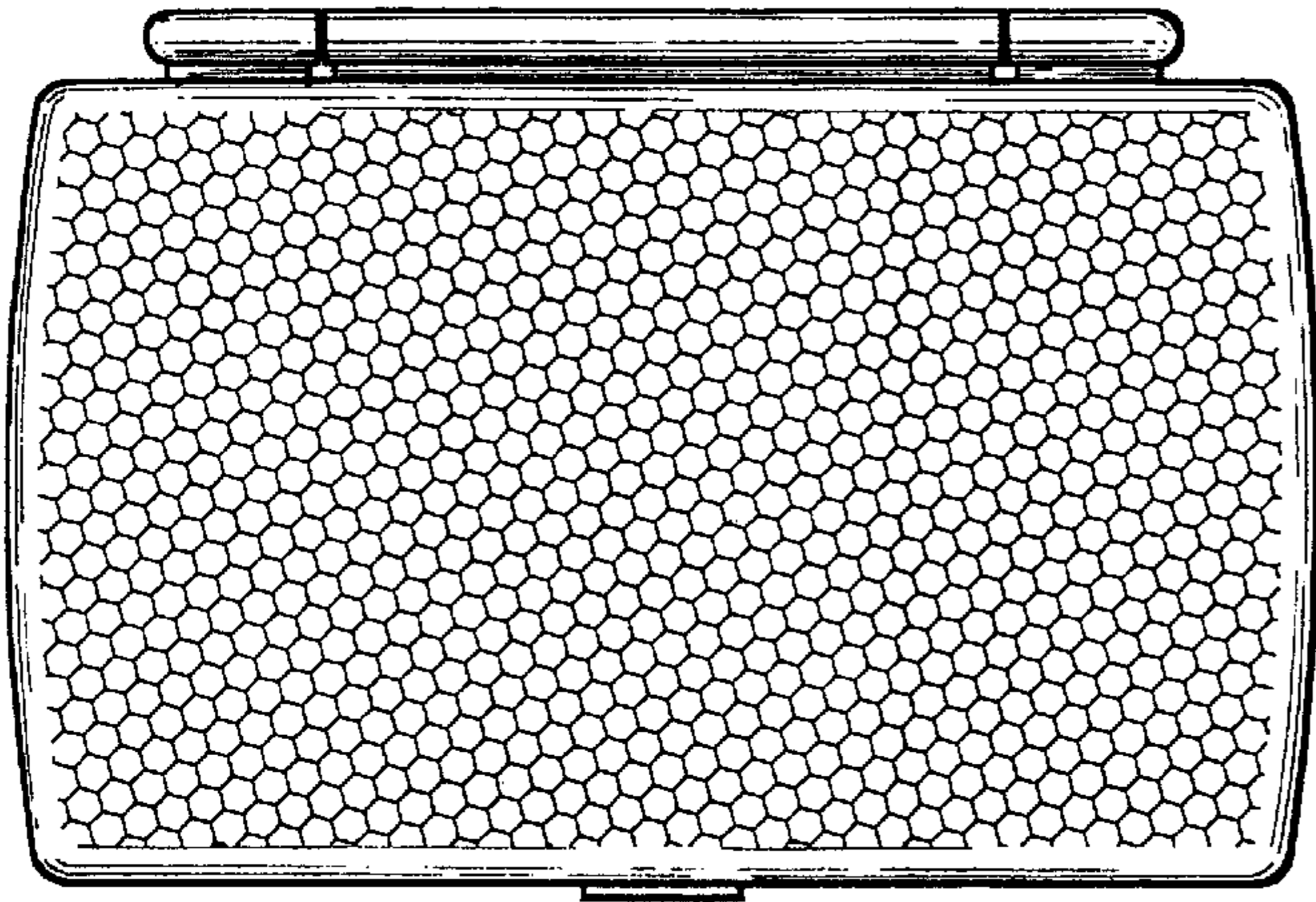


Fig.3

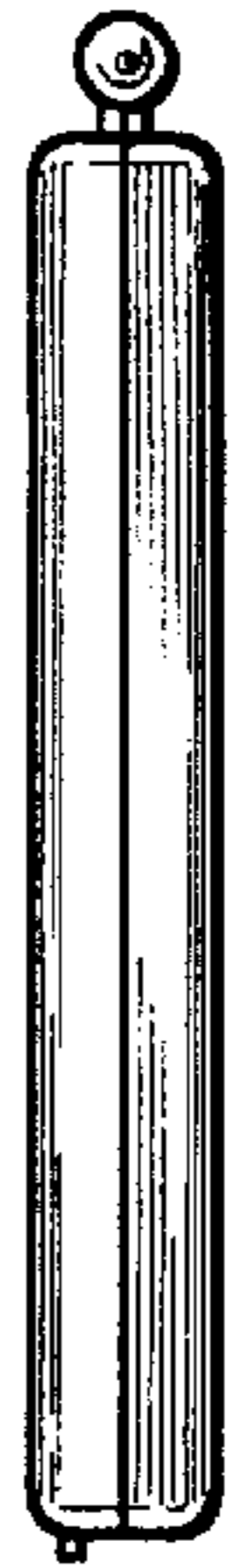


Fig.5




Fig.6




Fig.4




Fig.7




Fig.8