



US00D413012S

United States Patent [19] Challant

[11] **Patent Number: Des. 413,012**

[45] **Date of Patent: ** Aug. 24, 1999**

[54] **OUTSOLE**

[75] Inventor: **Mark H. Challant**, Wayland, Mass.

[73] Assignee: **E. S. Originals, Inc.**, New York, N.Y.

[**] Term: **14 Years**

[21] Appl. No.: **29/095,626**

[22] Filed: **Oct. 27, 1998**

[51] **LOC (6) Cl. 02-04**

[52] **U.S. Cl. D2/960; D2/951; D2/954; D2/957**

[58] **Field of Search** D2/902, 951, 953, D2/954, 955, 956, 957, 959, 960, 961; 36/3 B, 7.3, 25 R, 28, 32 R

[56] **References Cited**

U.S. PATENT DOCUMENTS

D. 280,568	9/1985	Stubblefield et al.	D2/951
D. 286,342	10/1986	Stubblefield	D2/957
D. 294,423	3/1988	Zuidema et al.	D2/954

D. 295,459	5/1988	Zuidema et al.	D2/954
D. 296,724	7/1988	Peterson	D2/957
D. 369,236	4/1996	Maltby	D2/959
D. 390,351	2/1998	Nevens et al.	D2/960
D. 398,440	9/1998	Rowland	D2/951
4,213,255	7/1980	Olberz et al.	36/32 R
4,934,070	6/1990	Mauger	36/28
5,425,186	6/1995	Hoyt	36/97

Primary Examiner—Celia Murphy
Attorney, Agent, or Firm—Kirschstein, et al.

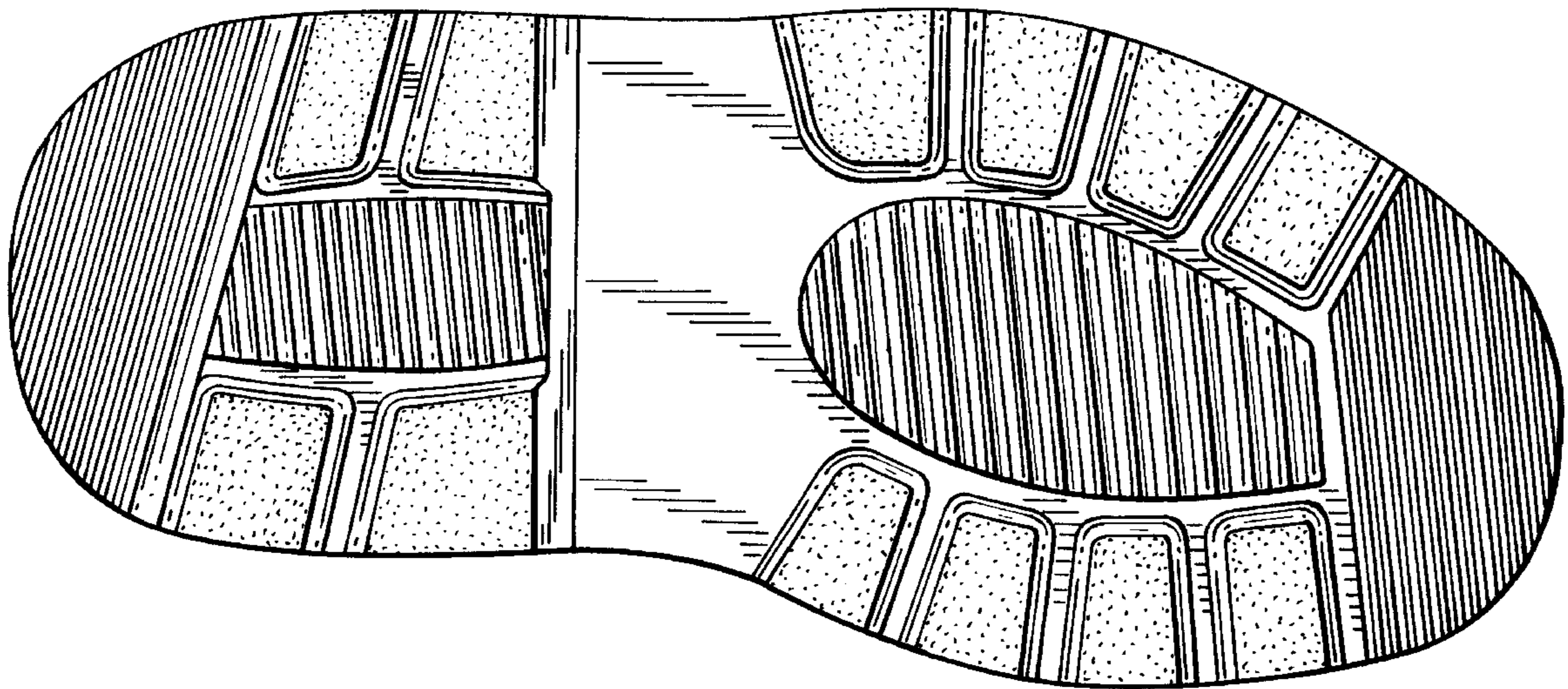
[57] **CLAIM**

The ornamental design for an outsole, as shown.

DESCRIPTION

FIG. 1 is a bottom, right side and front, perspective view of an outsole according to my new design; FIG. 2 is a front elevational view thereof; FIG. 3 is a right side elevational view thereof; FIG. 4 is a rear elevational view thereof; FIG. 5 is a left side elevational view thereof; and, FIG. 6 is bottom plan elevational view thereof.

1 Claim, 3 Drawing Sheets



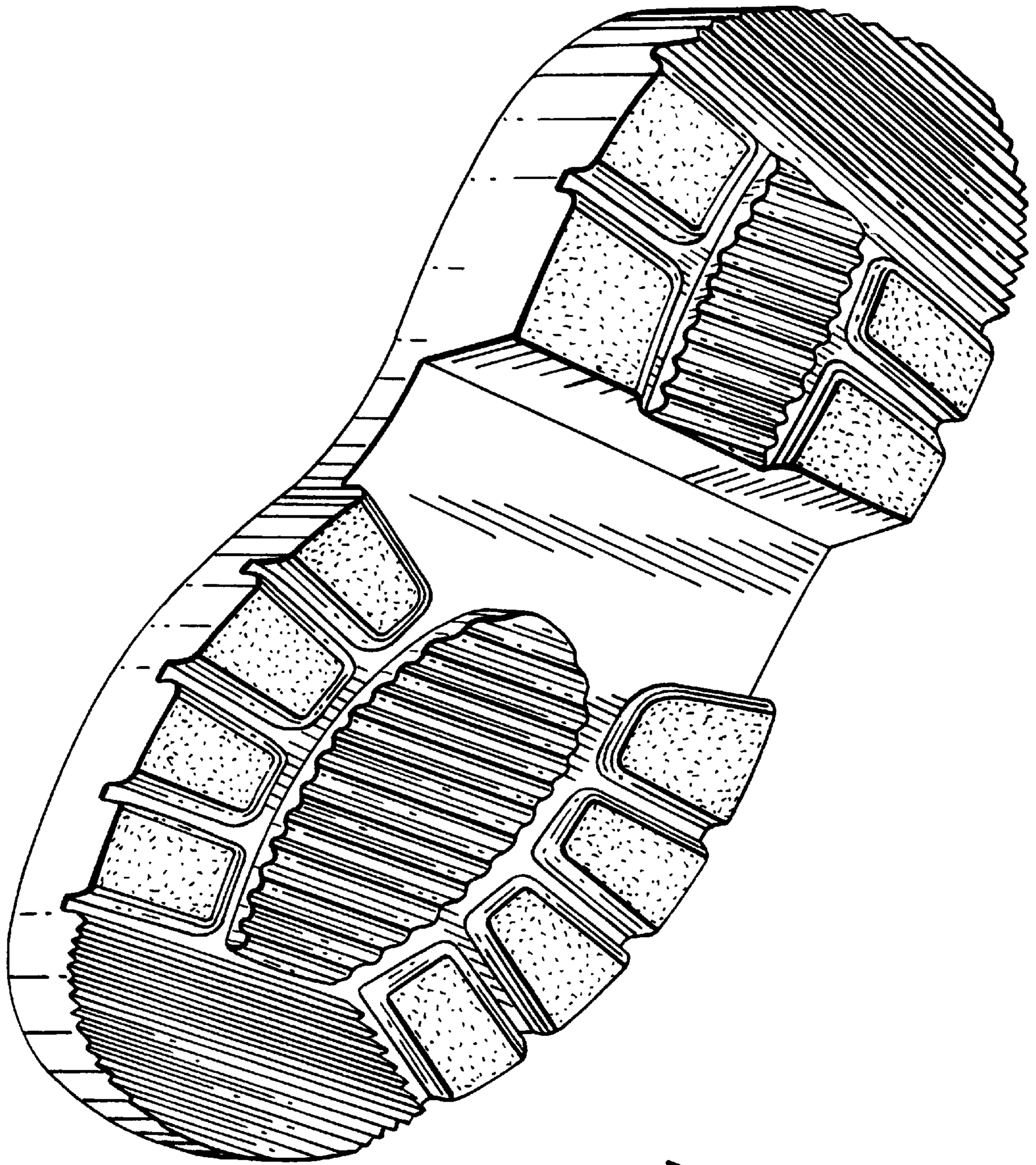


FIG. 1




FIG. 2

FIG. 3




FIG. 4

FIG.5

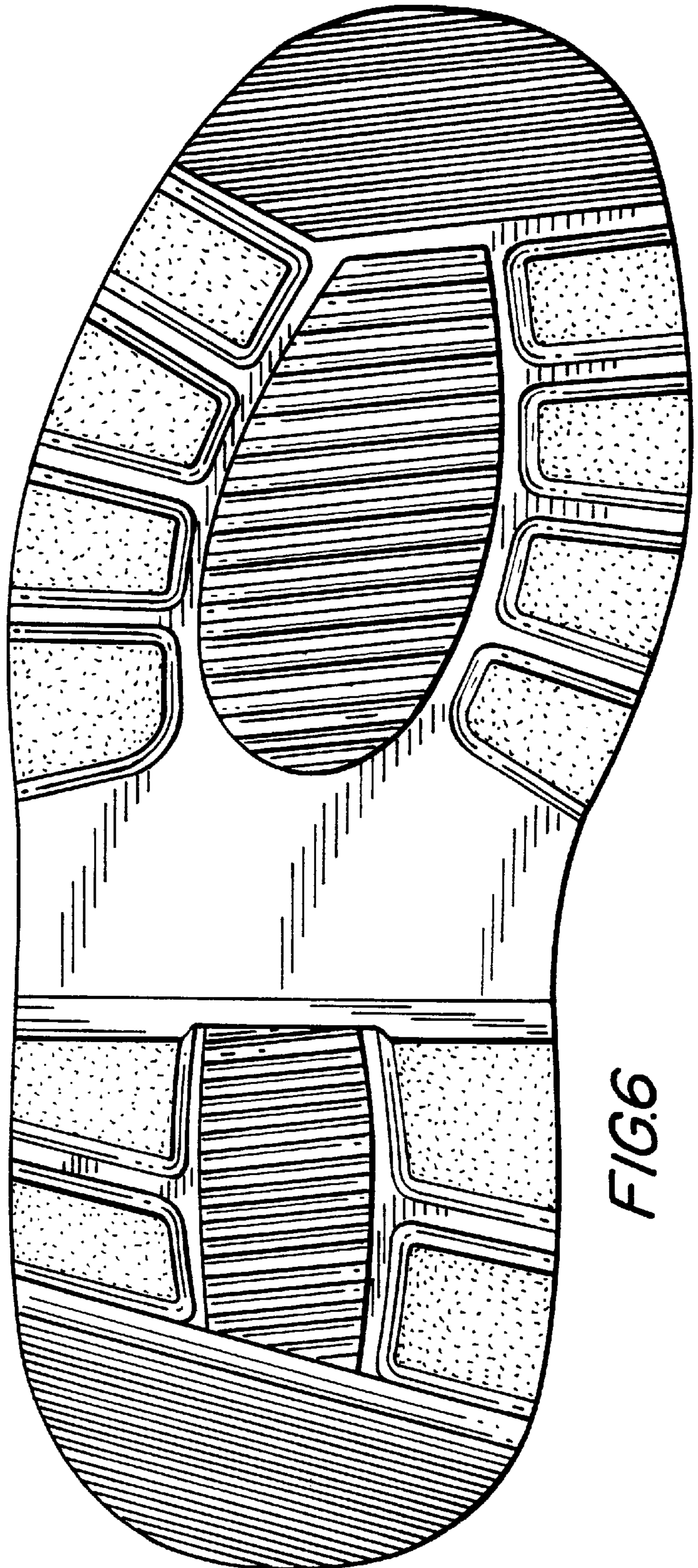
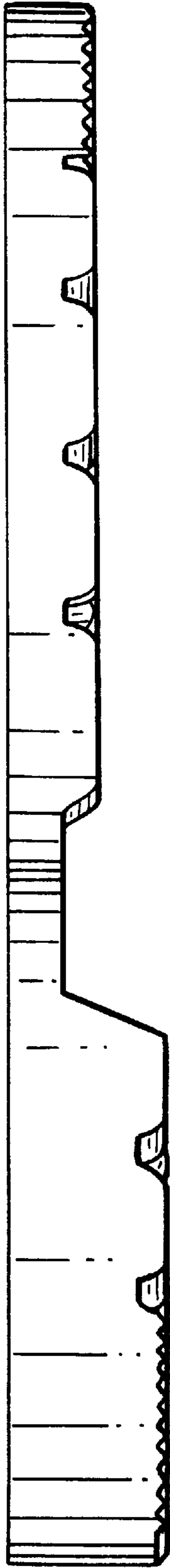


FIG.6