



US00D413006S

United States Patent [19]
Calhoun

[11] **Patent Number: Des. 413,006**

[45] **Date of Patent: ** Aug. 17, 1999**

[54] **THROW FOR CASKET**

Attorney, Agent, or Firm—Wood, Herron & Evans, L.L.P.

[75] Inventor: **Rosalie J. Calhoun**, Osgood, Ind.

[57] **CLAIM**

[73] Assignee: **Batesville Casket Company, Inc.**,
Batesville, Ind.

The ornamental design for a throw for casket, as shown and described.

[**] Term: **14 Years**

DESCRIPTION

[21] Appl. No.: **29/088,327**

[22] Filed: **May 20, 1998**

[51] **LOC (6) Cl.** **99-00**

[52] **U.S. Cl.** **D99/10; D5/52; D6/602**

[58] **Field of Search** D99/1, 8, 10, 12;
D5/47, 52, 53; 27/1, 2, 19; D6/595, 601,
602

FIG. 1 is a front elevational view of my new, original and ornamental design for a throw for casket;
FIG. 2 is a right side elevational view thereof, the left side being a mirror image;
FIG. 3 is a back elevational view thereof;
FIG. 4 is a top plan view thereof;
FIG. 5 is a bottom plan view thereof;
FIG. 6 is a front elevational view thereof with the upper portion folded rearward upon the lower portion;
FIG. 7 is a right side elevational view of FIG. 6, the left side being a mirror image;
FIG. 8 is a back elevational view of FIG. 6;
FIG. 9 is a top plan view of FIG. 6;
FIG. 10 is a bottom plan view of FIG. 6;
FIG. 11 is a front elevational view thereof with the upper portion folded forward upon the lower portion;
FIG. 12 is a right side elevational view of FIG. 11, the left side being a mirror image;
FIG. 13 is a back elevational view of FIG. 11;
FIG. 14 is a top plan view of FIG. 11; and,
FIG. 15 is a bottom plan view of FIG. 11.


[56] **References Cited**

U.S. PATENT DOCUMENTS

D. 59,177	10/1921	Biva	D5/52
D. 236,764	9/1975	Wettering .		
D. 236,765	9/1975	Wettering .		
D. 292,023	9/1987	Hanssen et al.	D6/602 X
D. 380,904	7/1997	Schebler .		
D. 381,208	7/1997	Schebler .		
D. 381,209	7/1997	Schebler	D99/10 X
D. 381,210	7/1997	Schebler .		
3,407,459	10/1968	Eldor	27/19
4,312,104	1/1982	Baker et al. .		

Primary Examiner—Paula A. Mortimer

1 Claim, 3 Drawing Sheets






FIG. 1




FIG. 2




FIG. 3



FIG. 4



FIG. 5




FIG. 6



FIG. 7

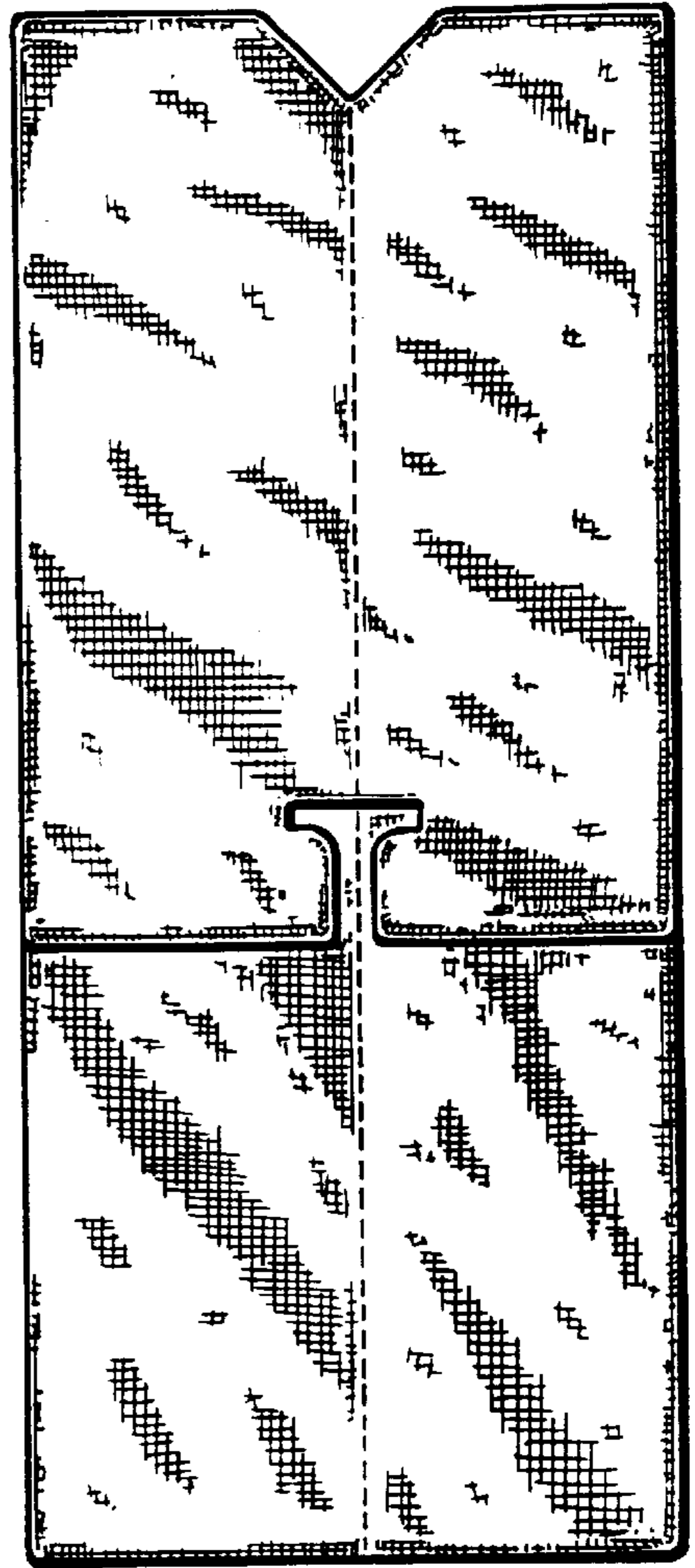


FIG. 8



FIG. 9



FIG. 10

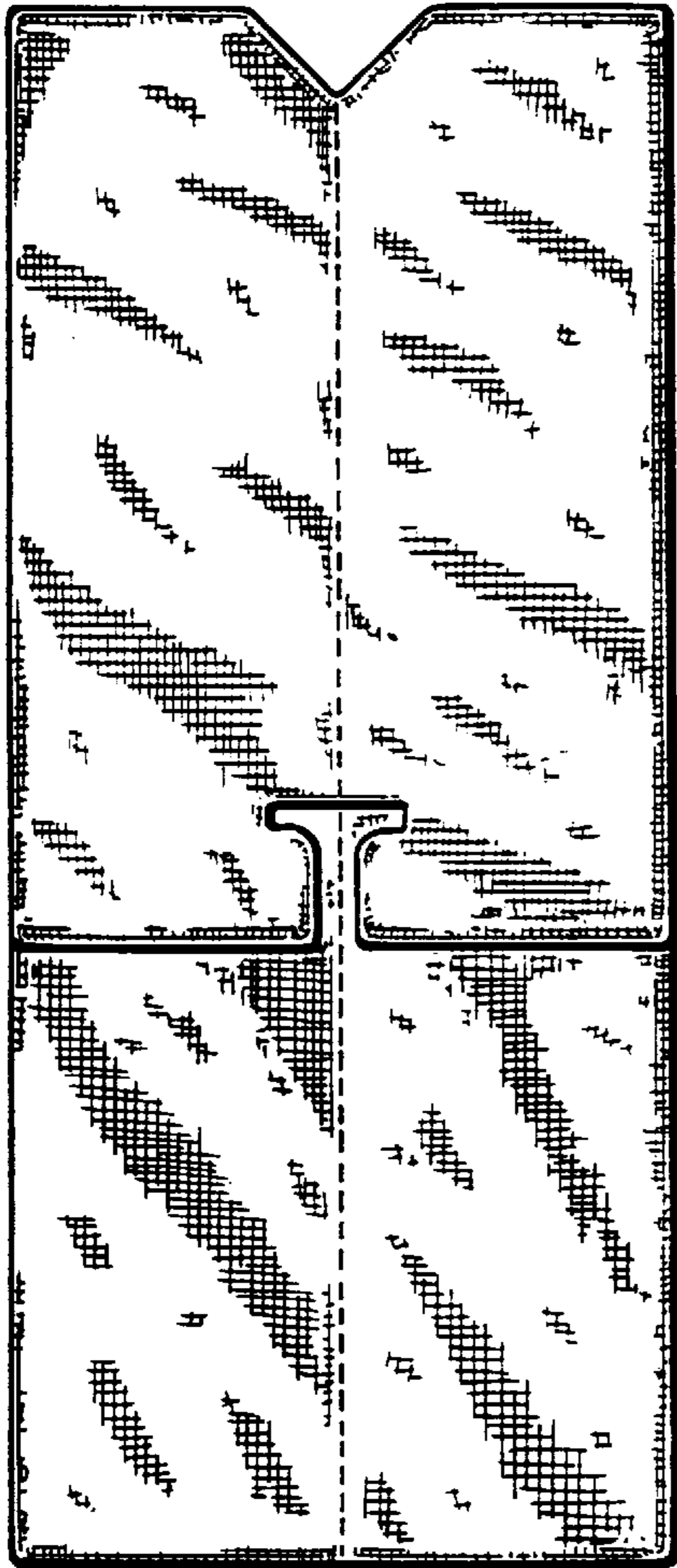


FIG. II



FIG. 12




FIG. 13



FIG. 14



FIG. 15