



US00D412971S

# United States Patent [19] Mauk

[11] **Patent Number: Des. 412,971**

[45] **Date of Patent: \*\* Aug. 17, 1999**

[54] **DRAIN GRATE WITH BEAR-SHAPED GRATE PATTERN**

[76] Inventor: **Mitchell Mauk**, 2242 19th St., San Francisco, Calif. 94107

[\*\*] Term: **14 Years**

[21] Appl. No.: **29/075,372**

[22] Filed: **Aug. 14, 1997**

[51] **LOC (6) Cl.** ..... **23-01**

[52] **U.S. Cl.** ..... **D23/261**

[58] **Field of Search** ..... D5/8, 20, 54, 68, D5/60, 61; D7/667; D23/260, 261; D25/113-115, 118-119, 121-122, 124, 53; D32/56; 4/286-292, 507, 510, 650, 679; 312/229; 404/2, 4; 210/163, 164

[56] **References Cited**

**U.S. PATENT DOCUMENTS**

D. 274,210	6/1984	Haggard	.....	D8/1
1,844,443	2/1932	Schmidt	.....	210/85
1,858,268	5/1932	Fleming	.....	285/43
2,550,401	4/1951	Boosey	.....	210/307

*Primary Examiner*—Alan P. Douglas  
*Assistant Examiner*—Reid Hecker  
*Attorney, Agent, or Firm*—Haverstock & Owens LLP

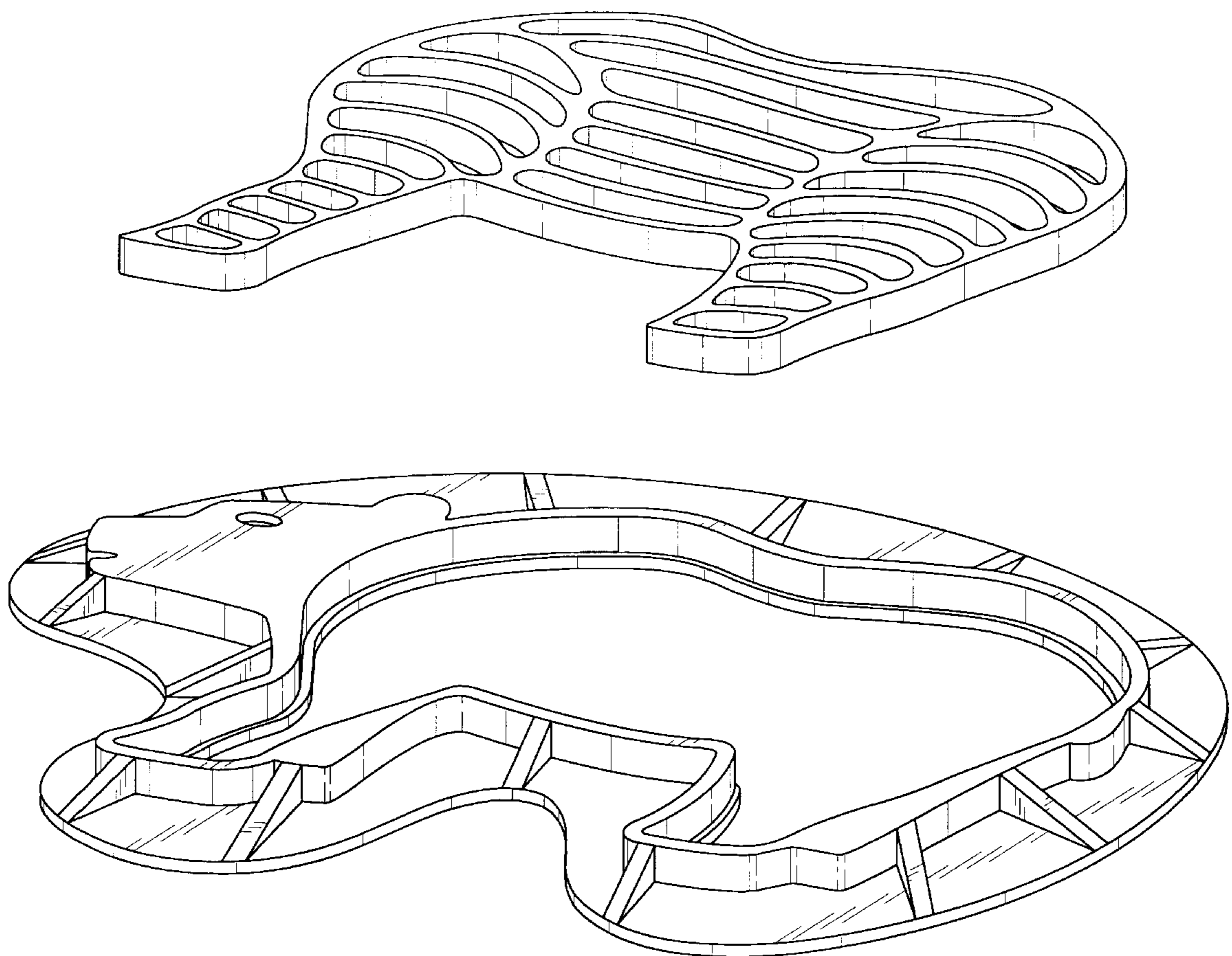
[57] **CLAIM**

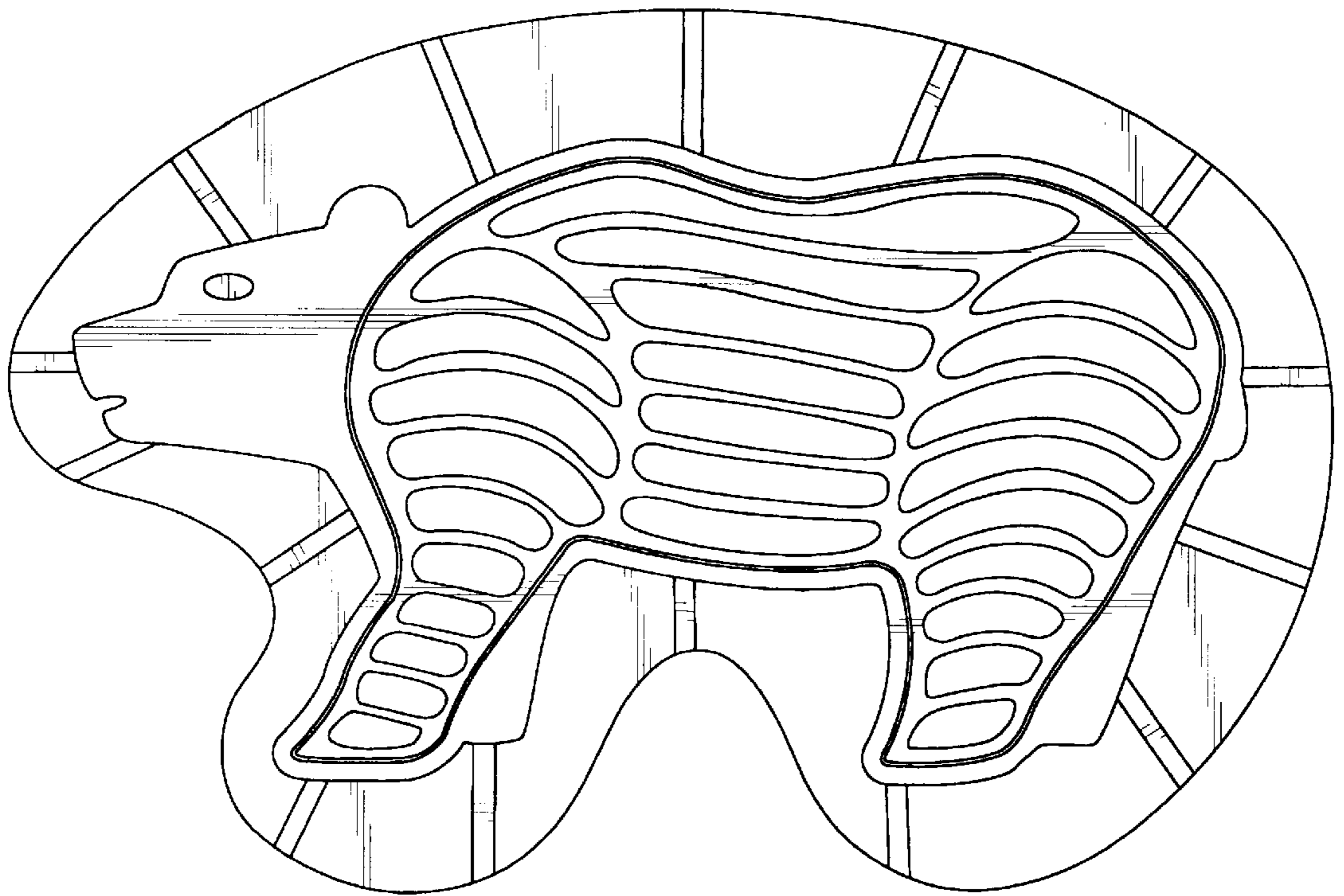
The ornamental design for a drain grate with bear-shaped grate pattern, as shown and described.

**DESCRIPTION**

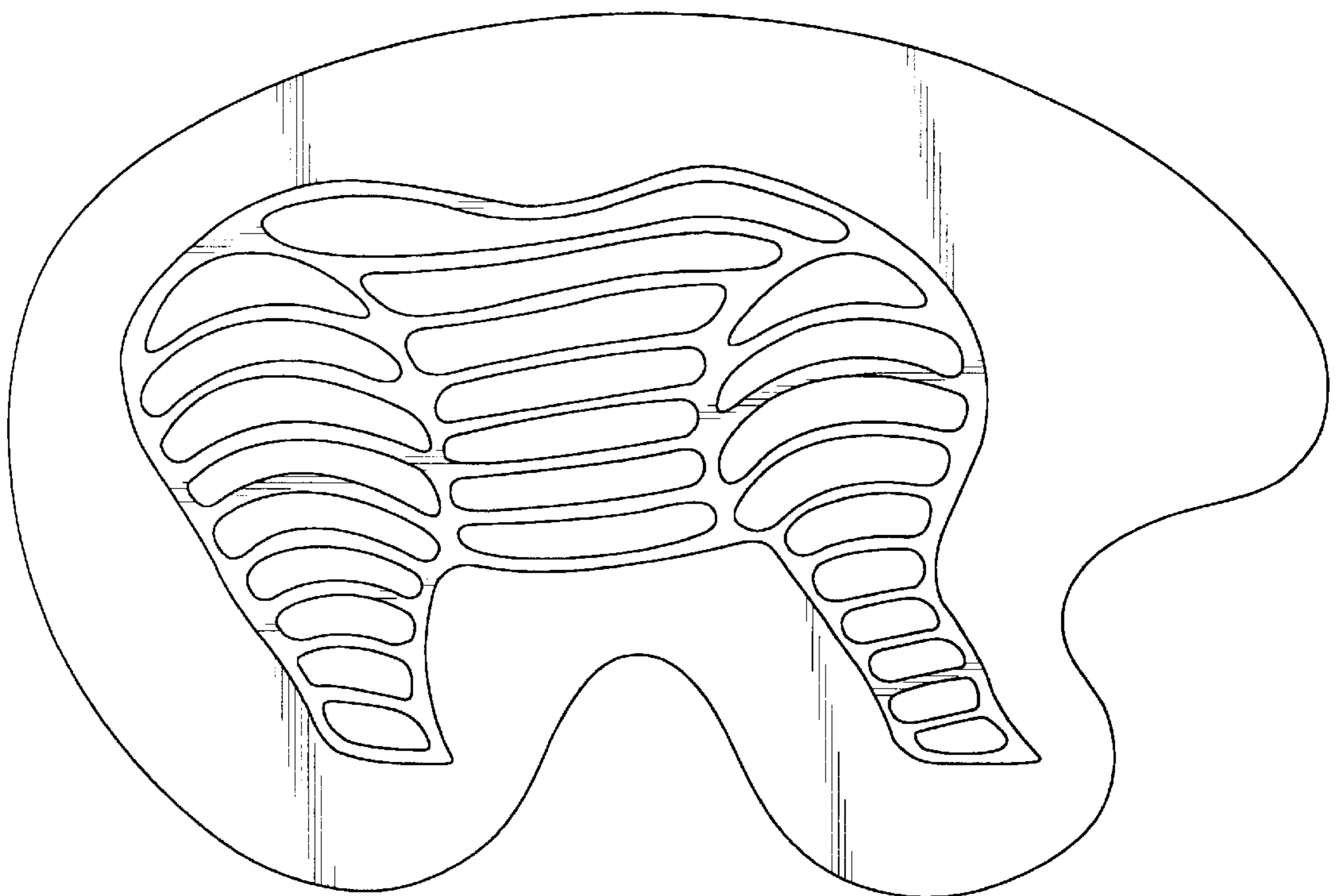
FIG. 1 illustrates a top plan view of the drain grate with bear-shaped grate pattern.  
FIG. 2 illustrates a bottom plan view of the drain grate with bear-shaped grate pattern.  
FIG. 3 illustrates a front side view of the drain grate with bear-shaped grate pattern.  
FIG. 4 illustrates a right side view of the drain grate with bear-shaped grate pattern.  
FIG. 5 illustrates a back side view of the drain grate with bear-shaped grate pattern.  
FIG. 6 illustrates a left side view of the drain grate with bear shaped grate pattern; and,  
FIG. 7 illustrates an enlarged exploded top perspective view of the drain grate with bear-shaped grate pattern.

**1 Claim, 3 Drawing Sheets**





**FIG. 1**



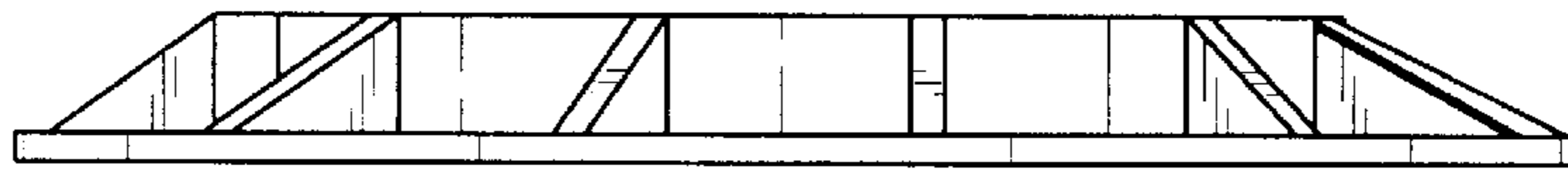
**FIG. 2**



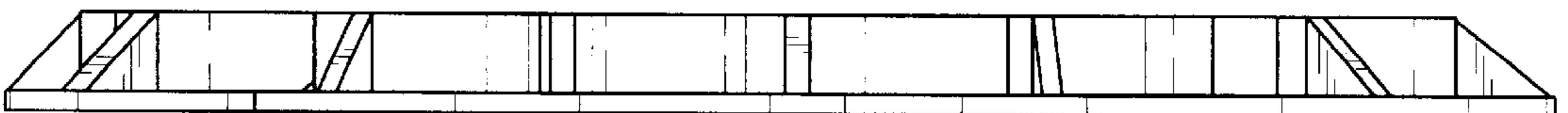
**FIG. 3**



**FIG. 4**



**FIG. 5**



**FIG. 6**

FIG. 7

