



US00D412970S

# United States Patent [19]

[11] **Patent Number: Des. 412,970**

**Whyte**

[45] **Date of Patent: \*\* Aug. 17, 1999**

[54] **SELF-SEALING SINK CAP**

5,749,105 5/1998 Bruno et al. .... 4/295  
5,784,725 7/1998 Joiner ..... 4/295

[76] Inventor: **Robert B. Whyte**, 1829 Arden Way,  
Jacksonville Beach, Fla. 32250

*Primary Examiner*—Louis S. Zarfaz  
*Assistant Examiner*—Eric Watterson  
*Attorney, Agent, or Firm*—Arthur G. Yeager

[\*\*] Term: **14 Years**

[21] Appl. No.: **29/092,596**

[57] **CLAIM**

[22] Filed: **Aug. 24, 1998**

The ornamental design of a self-sealing sink cap, as shown and described.

[51] **LOC (6) Cl.** ..... **23-01**

**DESCRIPTION**

[52] **U.S. Cl.** ..... **D23/260**

[58] **Field of Search** ..... D23/260–269,  
D23/303, 311; 4/286, 287, 295, 688, 689,  
283, 284; 220/257; D9/438

FIG. 1 is a top plan view of a self-sealing sink cap showing my new design;

FIG. 2 is a bottom plan view thereof;

FIG. 3 is a front side elevational view thereof;

FIG. 4 is a rear elevational view thereof; and,

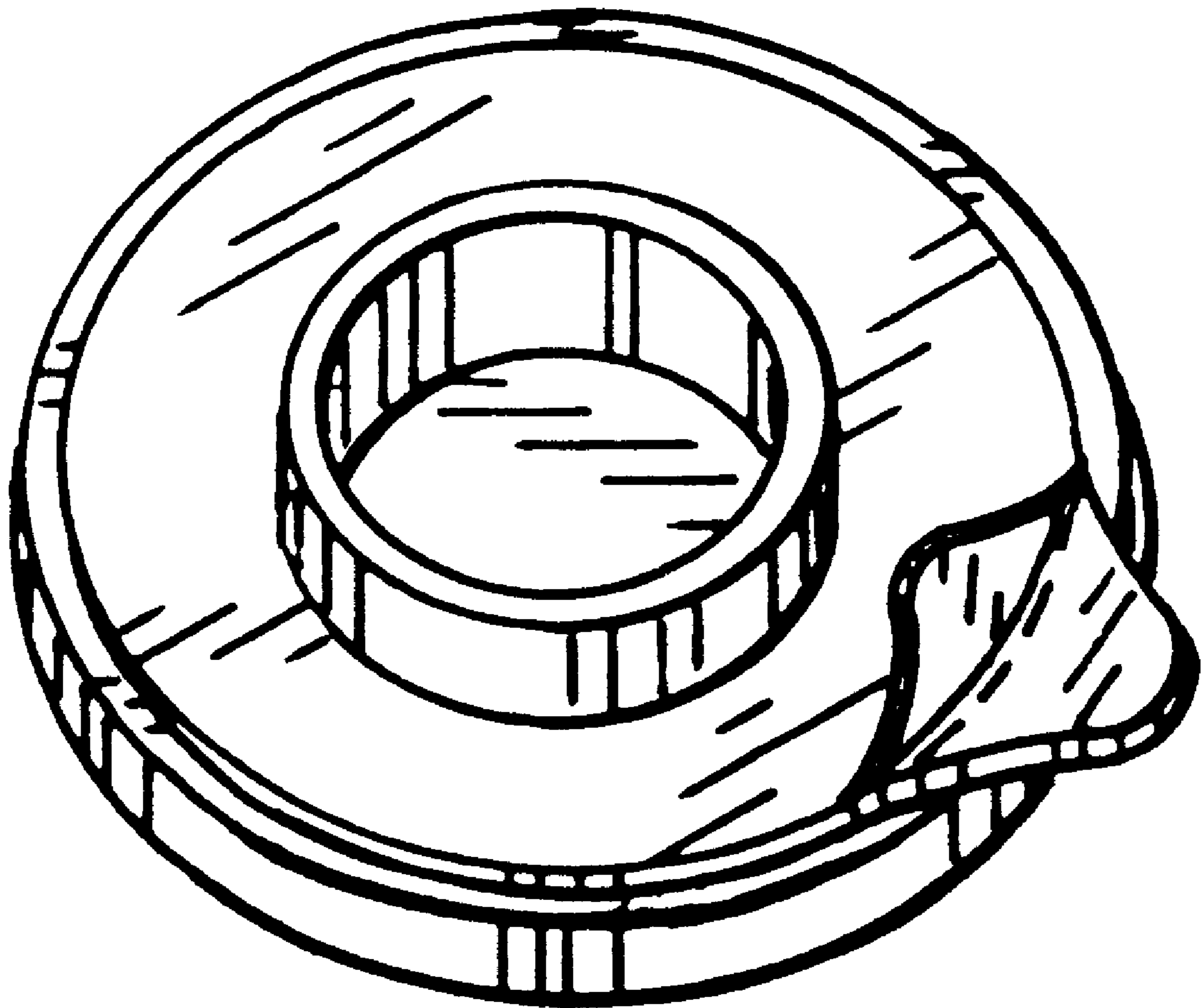
FIG. 5 is an enlarged bottom perspective view thereof, the release paper being raised so that the broken line perforations being shown for the tear off tab.

[56] **References Cited**

**U.S. PATENT DOCUMENTS**

4,320,540 3/1982 Lepvens ..... 9/287  
4,339,832 7/1982 Cuschera ..... 9/287  
4,520,942 6/1985 Dwinell ..... 220/257  
4,720,877 1/1988 Watts ..... 4/286

**1 Claim, 1 Drawing Sheet**



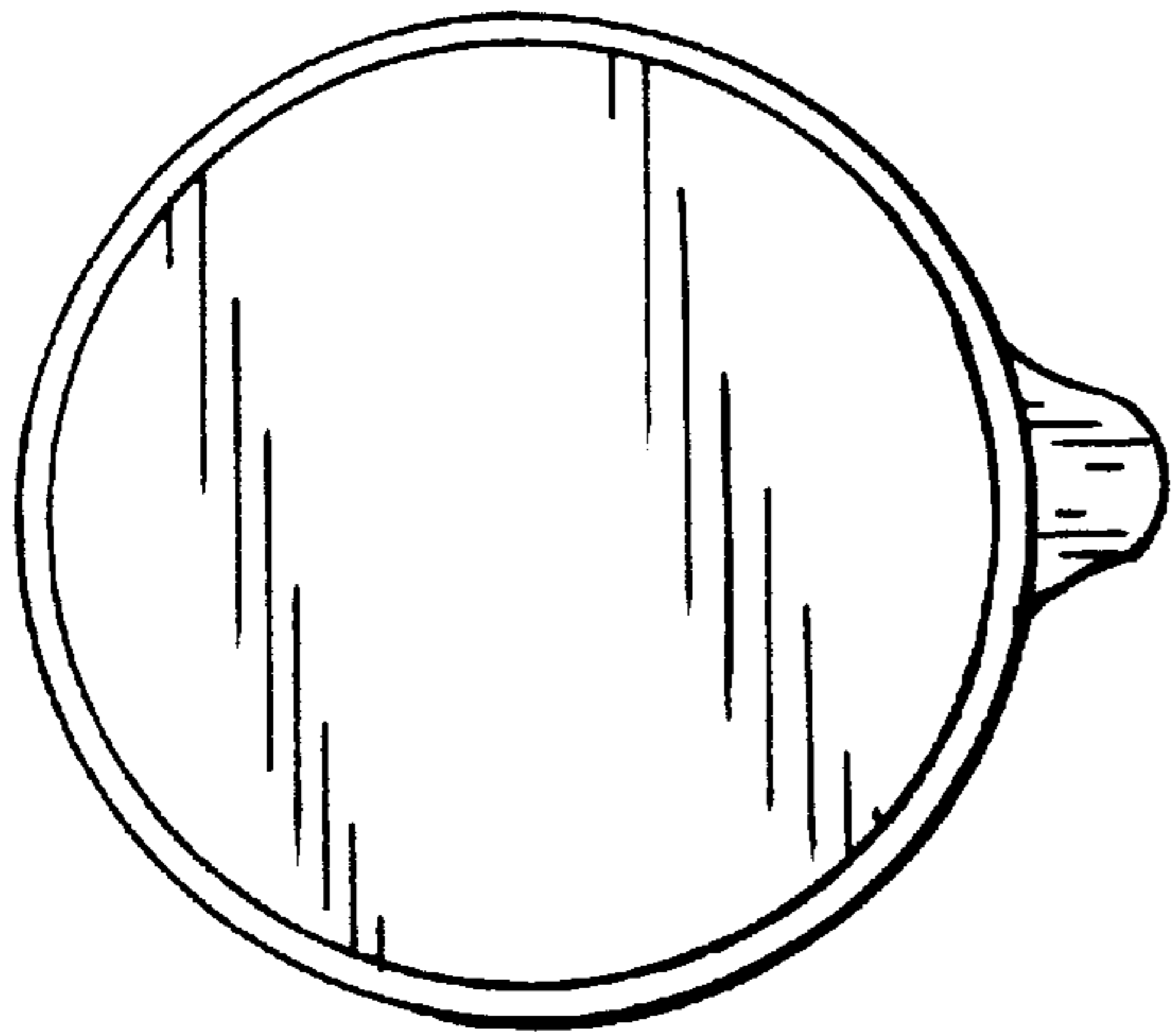


FIG. 1

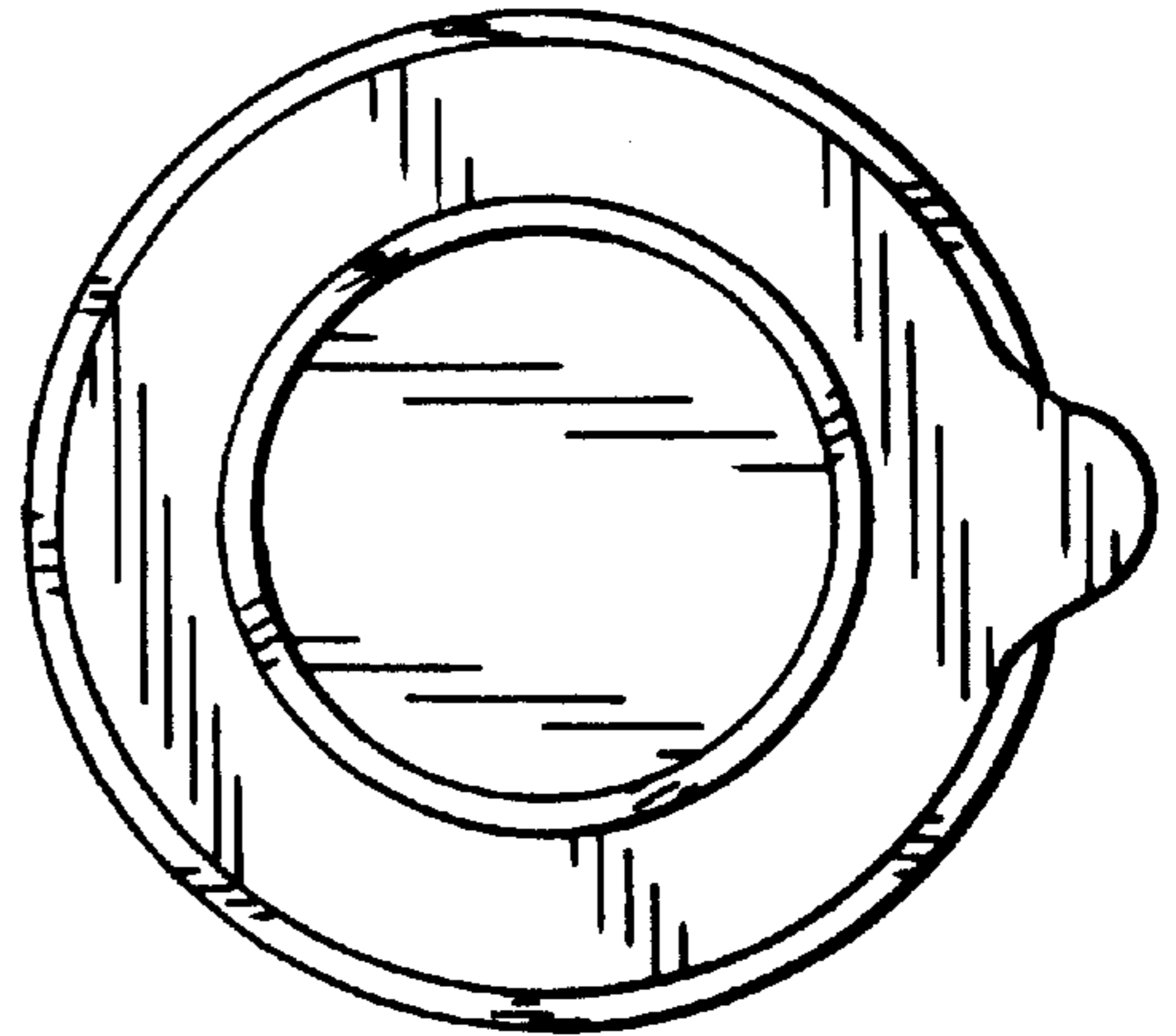


FIG. 2



FIG. 3



FIG. 4

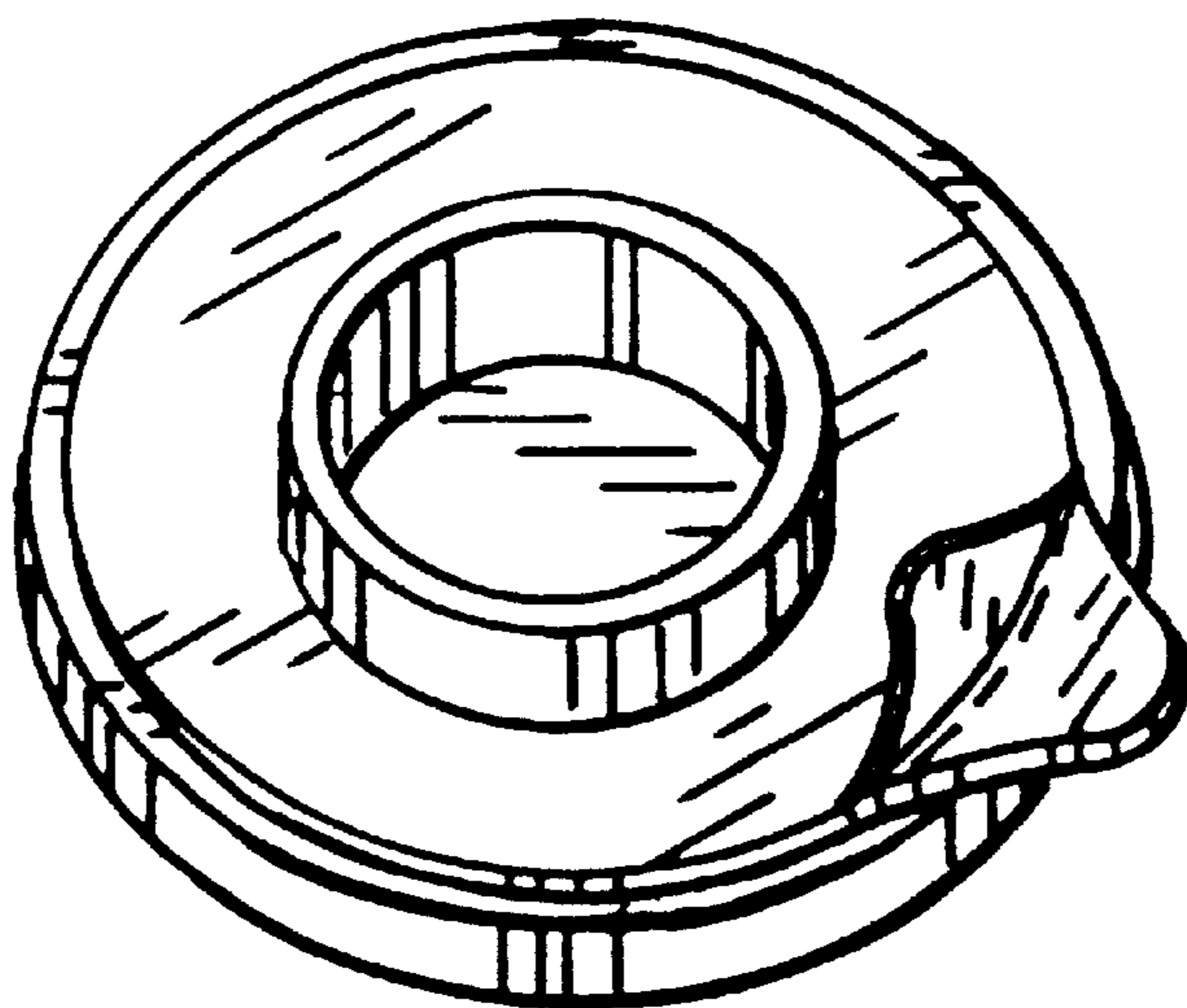


FIG. 5