



US00D412954S

United States Patent [19]

Stahl et al.

[11] Patent Number: **Des. 412,954**

[45] Date of Patent: **** Aug. 17, 1999**

[54] **GOLF BALL WITH SPIRAL PATTERN**

[75] Inventors: **Joseph Stahl**, Southampton; **Gerry Lavallee**, Belchertown; **Michael J. Sullivan**, Chicopee, all of Mass.

[73] Assignee: **Spalding Sports Worldwide, Inc.**, Chicopee, Mass.

[**] Term: **14 Years**

[21] Appl. No.: **29/085,661**

[22] Filed: **Mar. 27, 1998**

[51] LOC (6) Cl. **21-02**

[52] U.S. Cl. **D21/709**

[58] Field of Search D21/707-709,
D21/713; 473/200, 378-384, 268, 280

[56] **References Cited**

U.S. PATENT DOCUMENTS

D. 91,919 4/1934 Burbank D21/708

D. 183,998	11/1958	McCormick	D21/713 X
D. 369,193	4/1996	Imswiler	D21/713
1,482,232	1/1924	Hazeltine	.	
1,795,732	3/1931	Miller	.	
2,050,402	3/1936	Walsh	.	
2,861,810	11/1958	Veatch	.	
4,991,838	2/1991	Groves	D21/713 X
5,427,378	6/1995	Murphy	.	
5,662,534	9/1997	Kroll et al.	.	

Primary Examiner—Ted Shooman
Assistant Examiner—Richelle Shelton

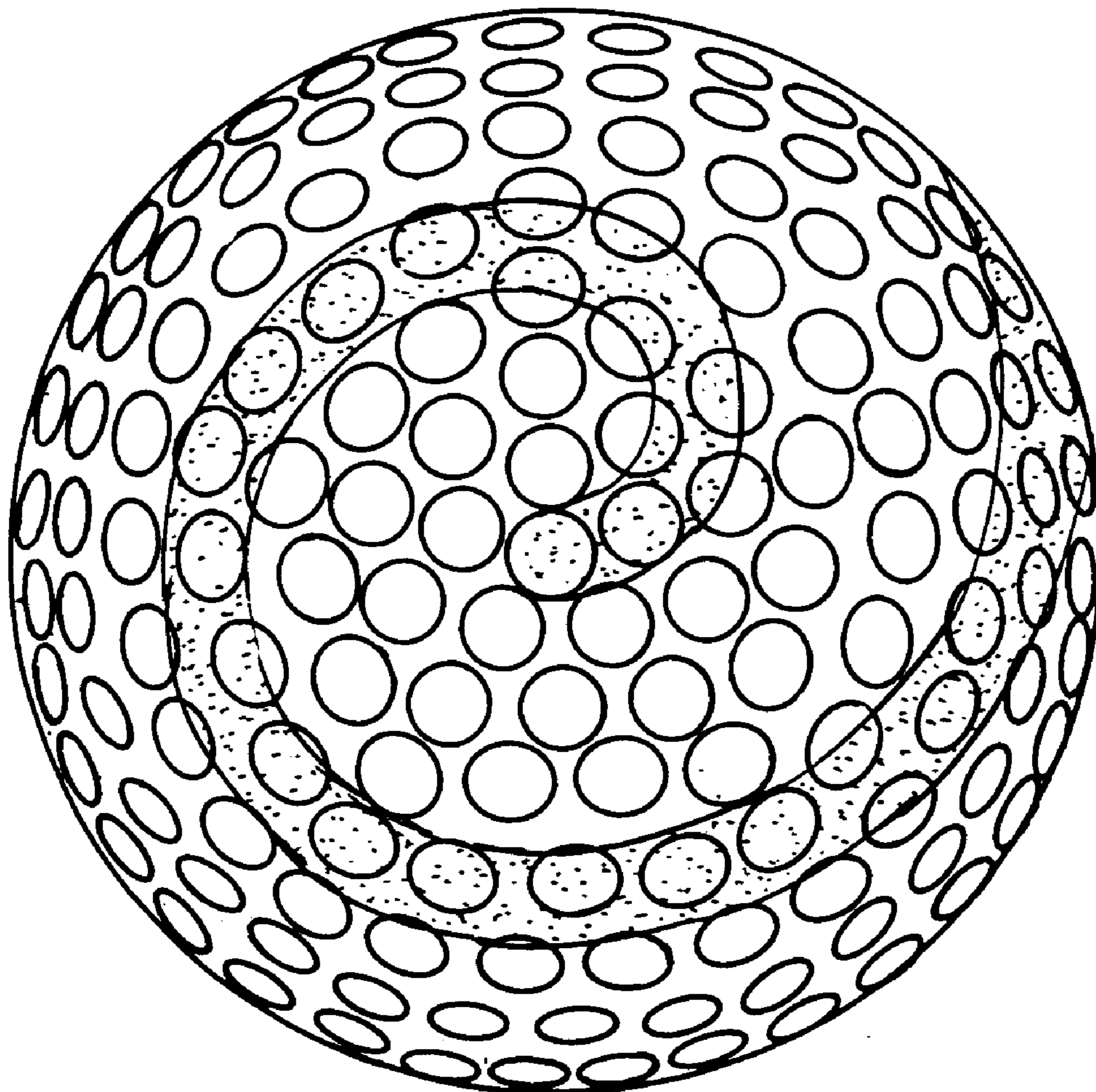
[57] CLAIM

The ornamental design for a golf ball with spiral pattern, as shown.

DESCRIPTION

FIG. 1 is a view of a first side of a golf ball with a spiral pattern according to the present invention; and, FIG. 2 is a view of a second side, opposite the first side thereof.

1 Claim, 1 Drawing Sheet



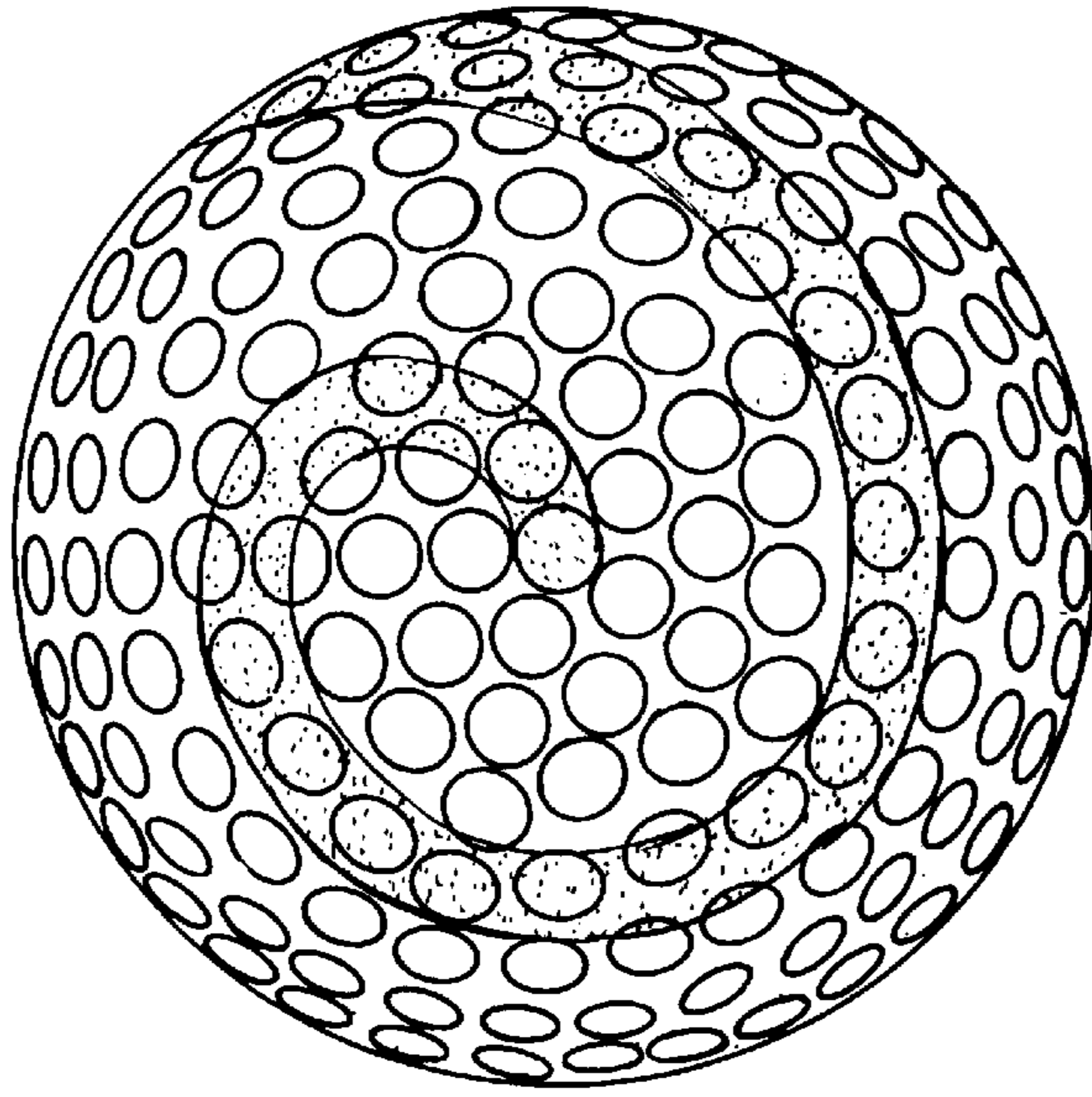


FIG. 2

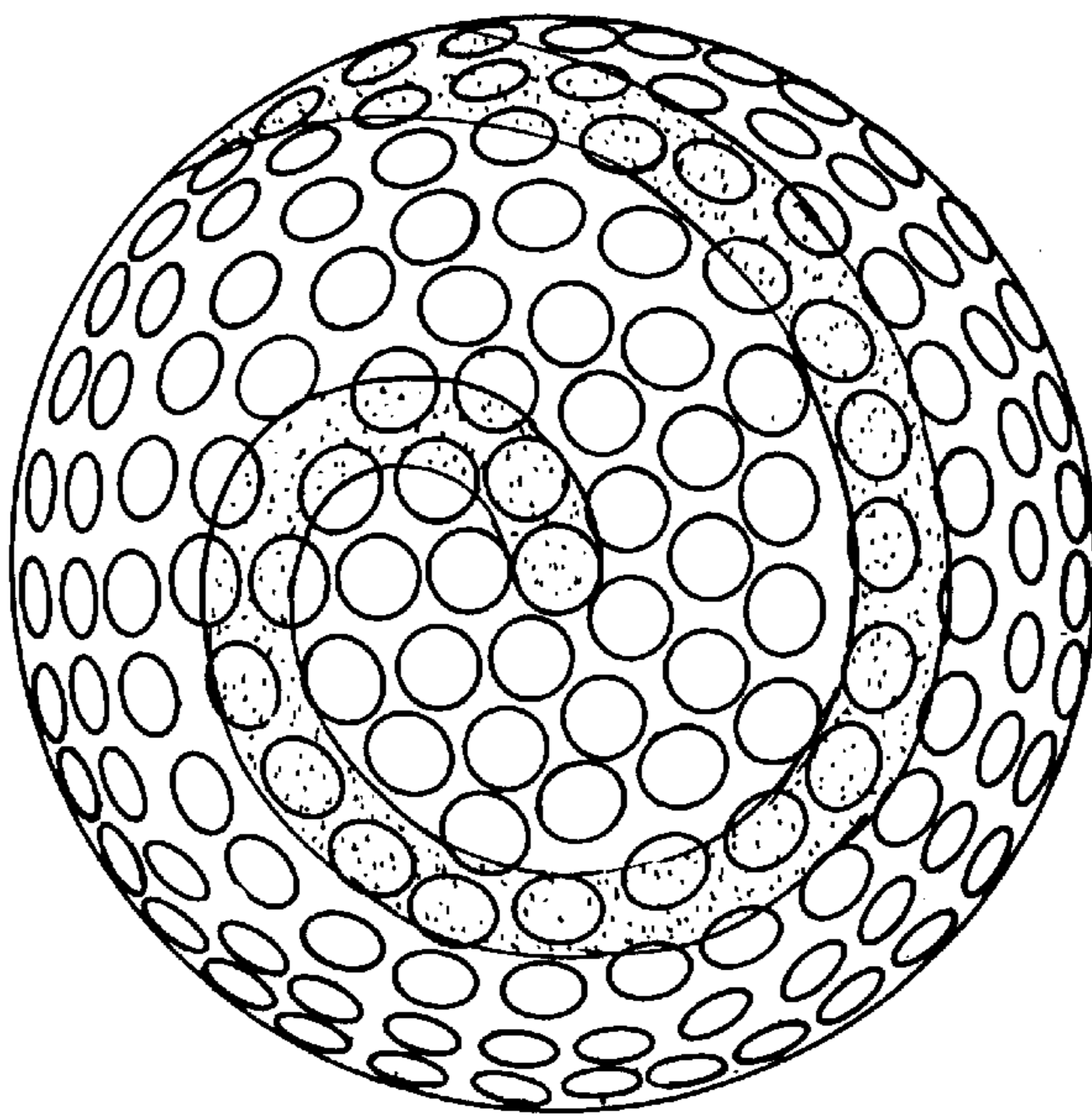


FIG. 1