



US00D412939S

United States Patent [19]
Davignon, II

[11] **Patent Number: Des. 412,939**

[45] **Date of Patent: ** Aug. 17, 1999**

[54] **RECREATIONAL SWING SEAT**

D. 387,121 12/1997 Davignon, II D21/246
3,712,614 1/1973 Sherman et al. 472/118

[76] Inventor: **Robert W. Davignon, II**, 67 Deanville Rd., Attleboro, Mass. 02703

Primary Examiner—Ted Shooman
Assistant Examiner—Mitchell I. Siegel
Attorney, Agent, or Firm—John A. Haug

[**] Term: **14 Years**

[21] Appl. No.: **29/072,724**

[57] **CLAIM**

[22] Filed: **Jun. 25, 1997**

The ornamental design for a recreational swing seat, as shown and described.

[51] **LOC (6) Cl.** **21-03**

DESCRIPTION

[52] **U.S. Cl.** **D21/246**

[58] **Field of Search** D21/240-246;
472/118-125

FIG. 1 is a top plan view of a recreational swing seat showing my design;

FIG. 2 is a front elevational view thereof, the rear elevational view being a mirror image of FIG. 2;

FIG. 3 is a bottom plan view thereof; and,


FIG. 4 is a right side elevational view thereof, the left side elevational view being a mirror image of FIG. 4.

[56] **References Cited**

U.S. PATENT DOCUMENTS

- D. 339,624 9/1993 Nolan D21/246
- D. 343,671 1/1994 Smith D21/246
- D. 387,120 12/1997 Davignon, II D21/246

1 Claim, 1 Drawing Sheet






FIGURE 1

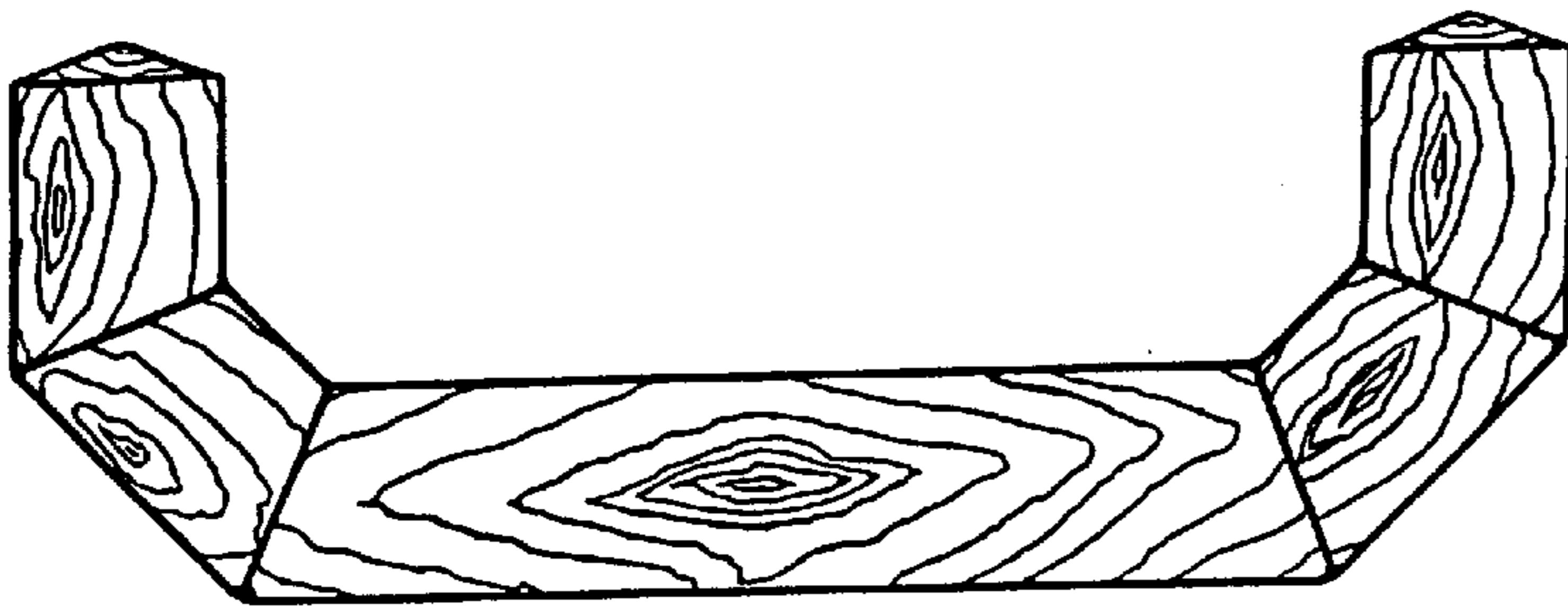


FIGURE 2

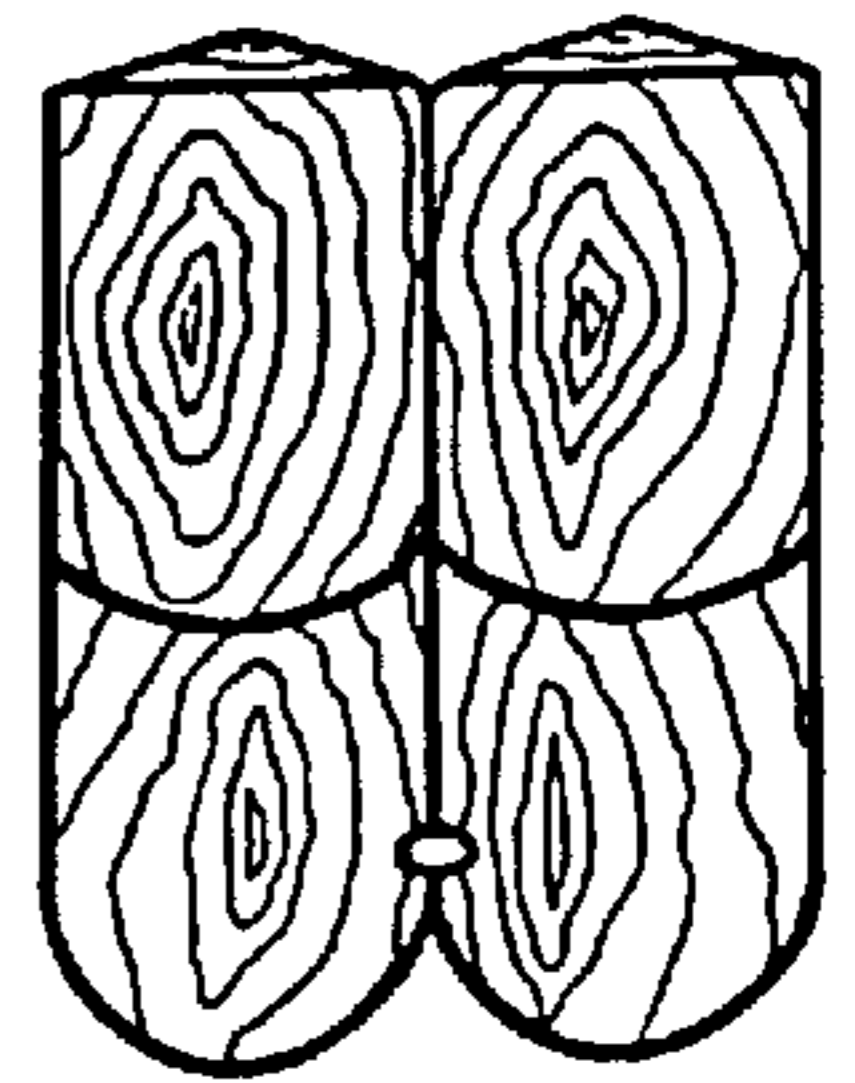


FIGURE 4




FIGURE 3