



US00D412929S

United States Patent [19]
Brune

[11] **Patent Number: Des. 412,929**

[45] **Date of Patent: ** Aug. 17, 1999**

[54] **EYEWEAR TEMPLE**

[75] Inventor: **Henri Brune**, Fleurieux sur l'Abresle,
France

[73] Assignee: **Bausch & Lomb Incorporated**,
Rochester, N.Y.

[**] Term: **14 Years**

[21] Appl. No.: **29/087,561**

[22] Filed: **May 5, 1998**

[51] **LOC (6) Cl.** **16-06**

[52] **U.S. Cl.** **D16/335**

[58] **Field of Search** D16/300-330,
D16/335-338; 351/41, 44, 51, 52, 111,
119, 121, 158; 2/448

[56] **References Cited**

U.S. PATENT DOCUMENTS

- D. 75,131 5/1928 Nelson .
- D. 87,547 8/1932 Reynolds .

- D. 89,677 4/1933 Belgard .
- D. 94,392 1/1935 Reynolds .
- D. 306,035 2/1990 Matthias D16/112
- D. 372,727 8/1996 Simioni D16/327
- D. 381,036 7/1997 Kimura D16/315
- D. 398,624 9/1998 Brune D16/335
- 1,498,227 6/1924 Belgard et al. D16/335

Primary Examiner—Raphael Barkai
Attorney, Agent, or Firm—Katherine McGuire

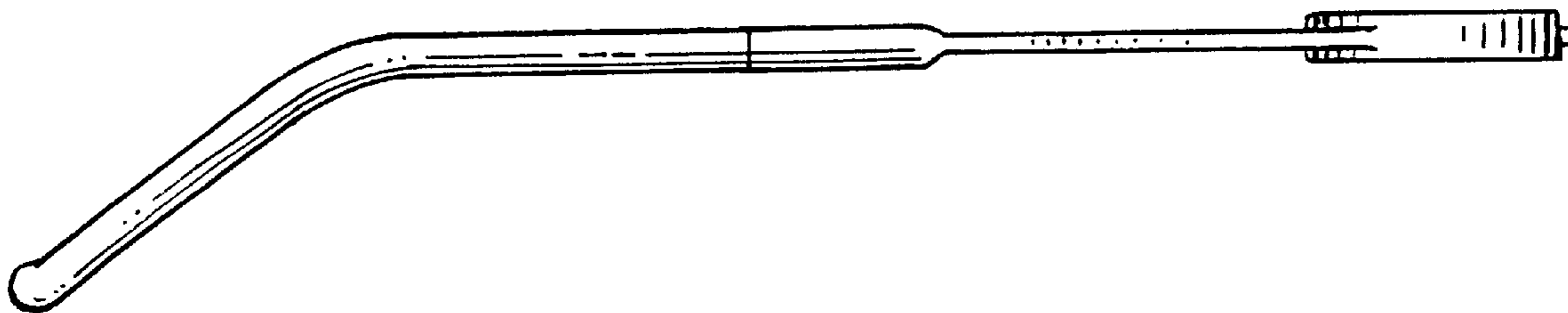
[57] **CLAIM**

The ornamental design for eyewear temple, as shown and described.

DESCRIPTION

FIG. 1 is a side elevational view of an eyewear temple showing my new design;
FIG. 2 is a front elevational view thereof;
FIG. 3 is a top plan view thereof;
FIG. 4 is a side elevational view opposite that in FIG. 1;
FIG. 5 is a rear elevational view thereof; and,
FIG. 6 is a bottom plan view thereof.

1 Claim, 1 Drawing Sheet



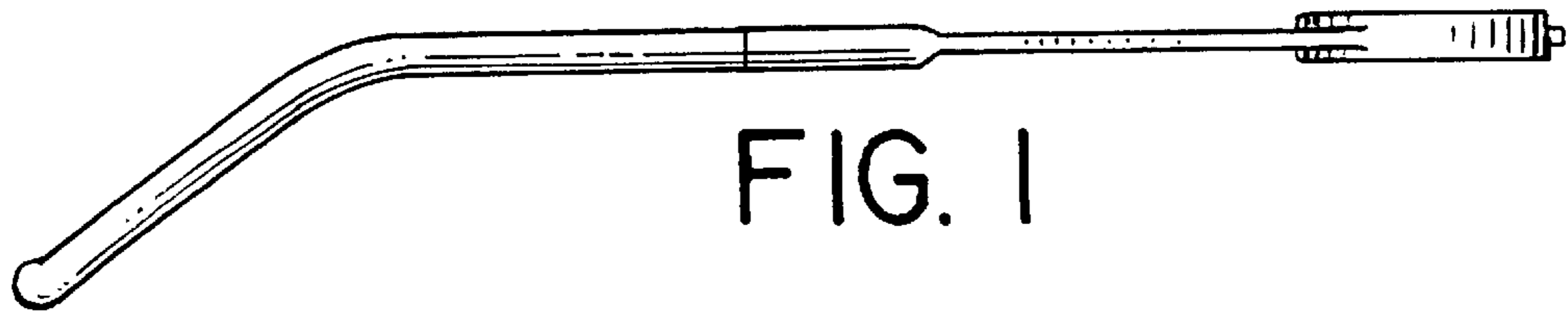


FIG. 1

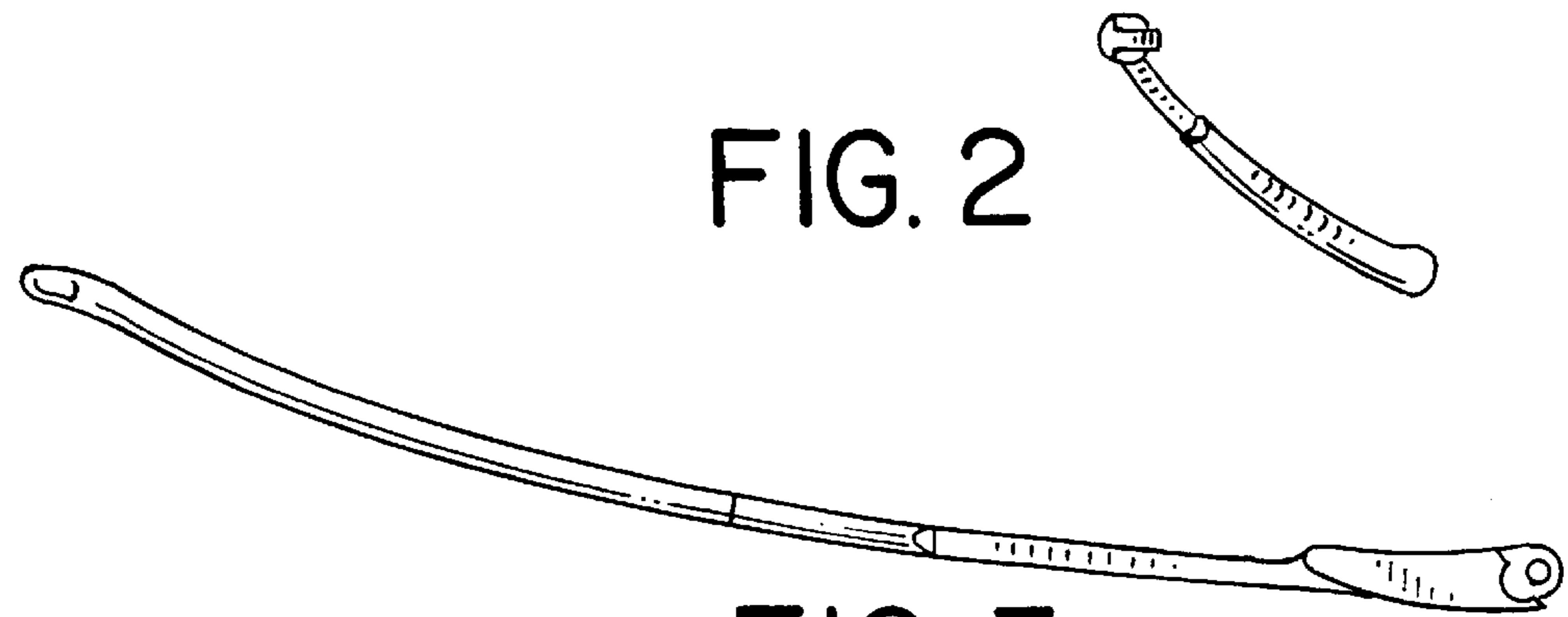


FIG. 2



FIG. 3

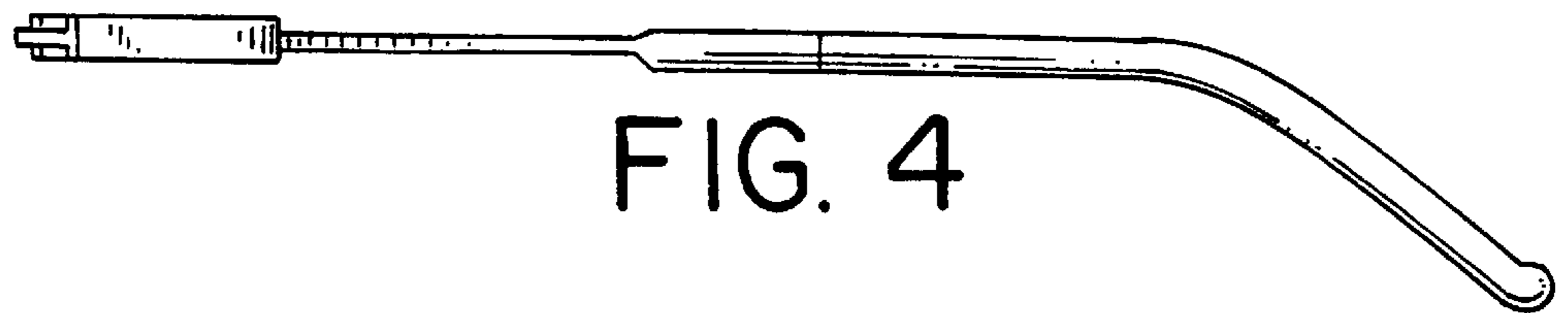


FIG. 4

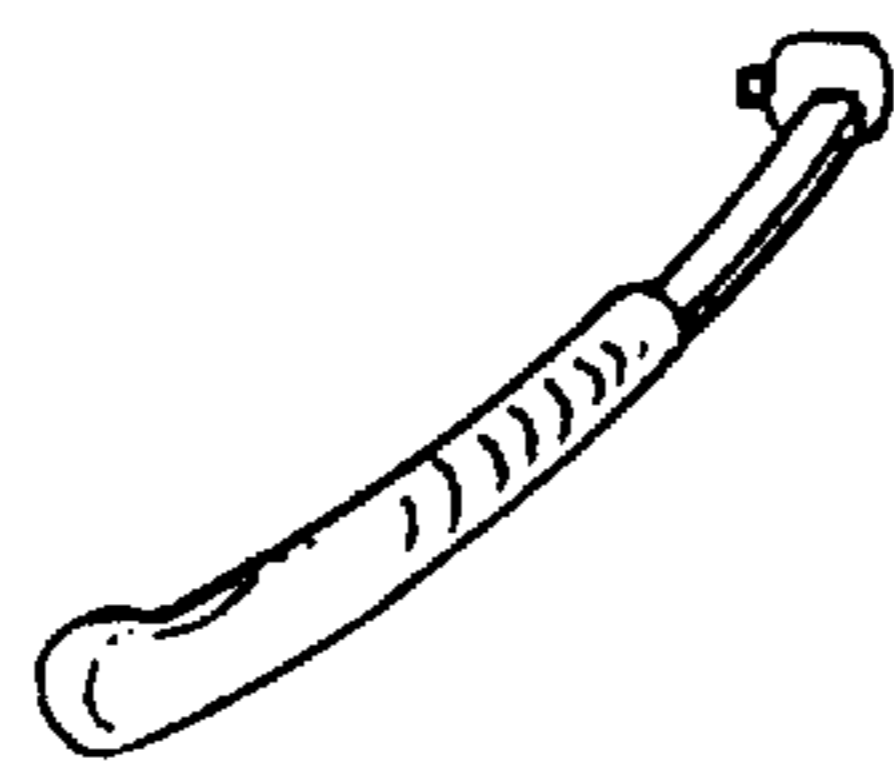


FIG. 5




FIG. 6