



US00D412909S

United States Patent [19]
Wang

[11] **Patent Number: Des. 412,909**
[45] **Date of Patent: ** Aug. 17, 1999**

[54] **INCOMING TELEPHONE NUMBER INDICATOR DEVICE**

5,694,462 12/1997 Shearer 379/211

OTHER PUBLICATIONS

[75] Inventor: **Wen-San Wang**, Taipei, Taiwan

Herrington catalog, p. 53, #T324 Private Secretary Caller ID, win 94.

[73] Assignee: **Bi-Callnic Telecommunication Corp.**, Taipei Hsien, Taiwan

Best Catalog, p. P19, Item F GE caller ID box, 1995/1996.

[**] Term: **14 Years**

Primary Examiner—Jeffrey Asch
Attorney, Agent, or Firm—Smith, Gambrell & Russell, LLP; Beveridge, DeGrandi, Weilacher & Young Intellectual Property Group

[21] Appl. No.: **29/082,935**

[22] Filed: **Jan. 30, 1998**

[57] **CLAIM**

[51] **LOC (6) Cl.** **14-03**

The ornamental design for a incoming telephone number indicator device, as shown and described.

[52] **U.S. Cl.** **D14/240; D10/15**

[58] **Field of Search** D14/137, 138, D14/148, 147, 149-151, 140-142, 240, 100, 107, 114, 191; 379/433-436, 419, 420, 428, 440, 142, 441, 442; D13/162, 164, 184; D10/2, 15; 455/550-575, 90

DESCRIPTION

[56] **References Cited**

U.S. PATENT DOCUMENTS

- D. 250,252 11/1978 Booty D10/15
- D. 270,522 9/1983 Cook D10/15
- D. 304,453 11/1989 Matsushima D10/15 X
- D. 311,141 10/1990 Murata D10/15
- D. 337,276 7/1993 Yuen D10/2
- D. 349,501 8/1994 Fan D14/240
- D. 370,911 6/1996 Mo D14/149
- D. 394,213 5/1998 Plogman D10/15

FIG. 1 is a perspective view of a incoming telephone number indicator device showing my new design; FIG. 2 is a front elevational view thereof; FIG. 3 is a rear elevational view thereof; FIG. 4 is a left side elevational view thereof; FIG. 5 is a right side elevational view thereof; FIG. 6 is a top plan view thereof; and, FIG. 7 is a bottom plan view thereof.

The file of this patent contains photographs executed in color. Copies of this patent with color photographs will be provided by the Patent and Trademark Office upon request and payment of the necessary fee.

1 Claim, 4 Drawing Sheets





Fig. 1




Fig. 2




Fig. 3




Fig. 4

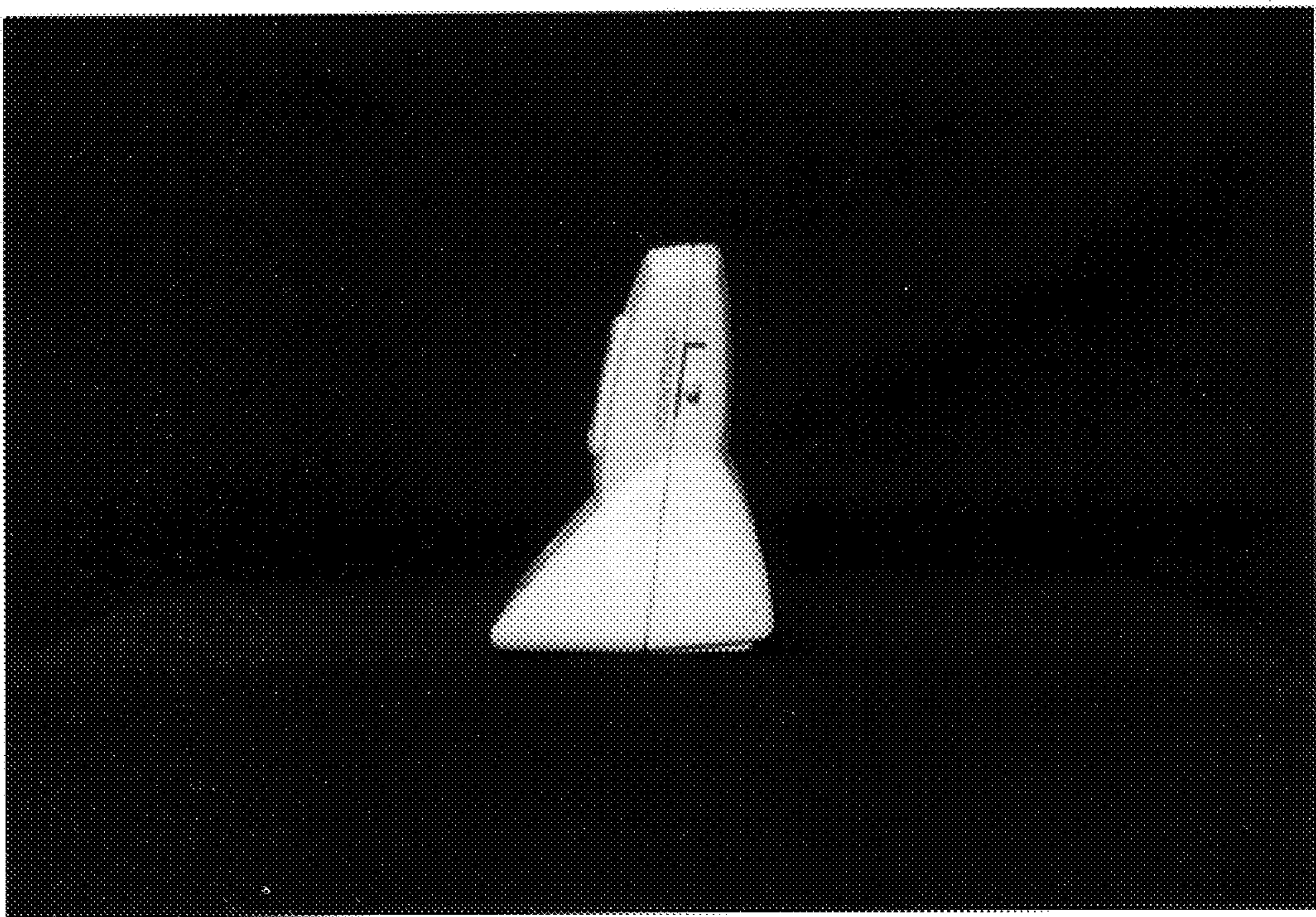


Fig. 5




Fig. 6




Fig. 7