



US00D412906S

United States Patent [19] Pinchuk

[11] Patent Number: **Des. 412,906**

[45] Date of Patent: **** Aug. 17, 1999**

[54] ENTERTAINMENT DEVICE

[75] Inventor: **Rene C. Pinchuk**, Kensington, Calif.

[73] Assignee: **Sharper Image Corporation**, San Francisco, Calif.

[**] Term: **14 Years**

[21] Appl. No.: **29/094,095**

[22] Filed: **Sep. 25, 1998**

[51] LOC (6) Cl. **14-01**

[52] U.S. Cl. **D14/160**

[58] Field of Search D14/124, 154,
D14/158-165, 167, 172, 188-189, 192,
194-195, 204, 214-215, 217, 299; 181/198;
381/73.1

[56] **References Cited**

U.S. PATENT DOCUMENTS

- D. 320,792 10/1991 Okada et al. D14/163 X
- D. 346,602 5/1994 Robertson D14/160 X

- D. 347,008 5/1994 Theisen et al. D14/160
- D. 364,404 11/1995 Theisen D14/160

Primary Examiner—Nanda Bondade
Attorney, Agent, or Firm—Flehr Hohbach Test Albritton & Herbert LLP


[57] **CLAIM**

The ornamental design for an entertainment device, as shown.

DESCRIPTION

FIG. 1 is a front perspective view of an entertainment device showing my new design;
FIG. 2 is a rear perspective view thereof;
FIG. 3 is a right side view thereof;
FIG. 4 is a left side view thereof;
FIG. 5 is a front view thereof;
FIG. 6 is a rear view thereof
FIG. 7 is a top view thereof; and,
FIG. 8 is a bottom view thereof.

1 Claim, 4 Drawing Sheets






FIGURE 1




FIGURE 2




FIGURE 3




FIGURE 4

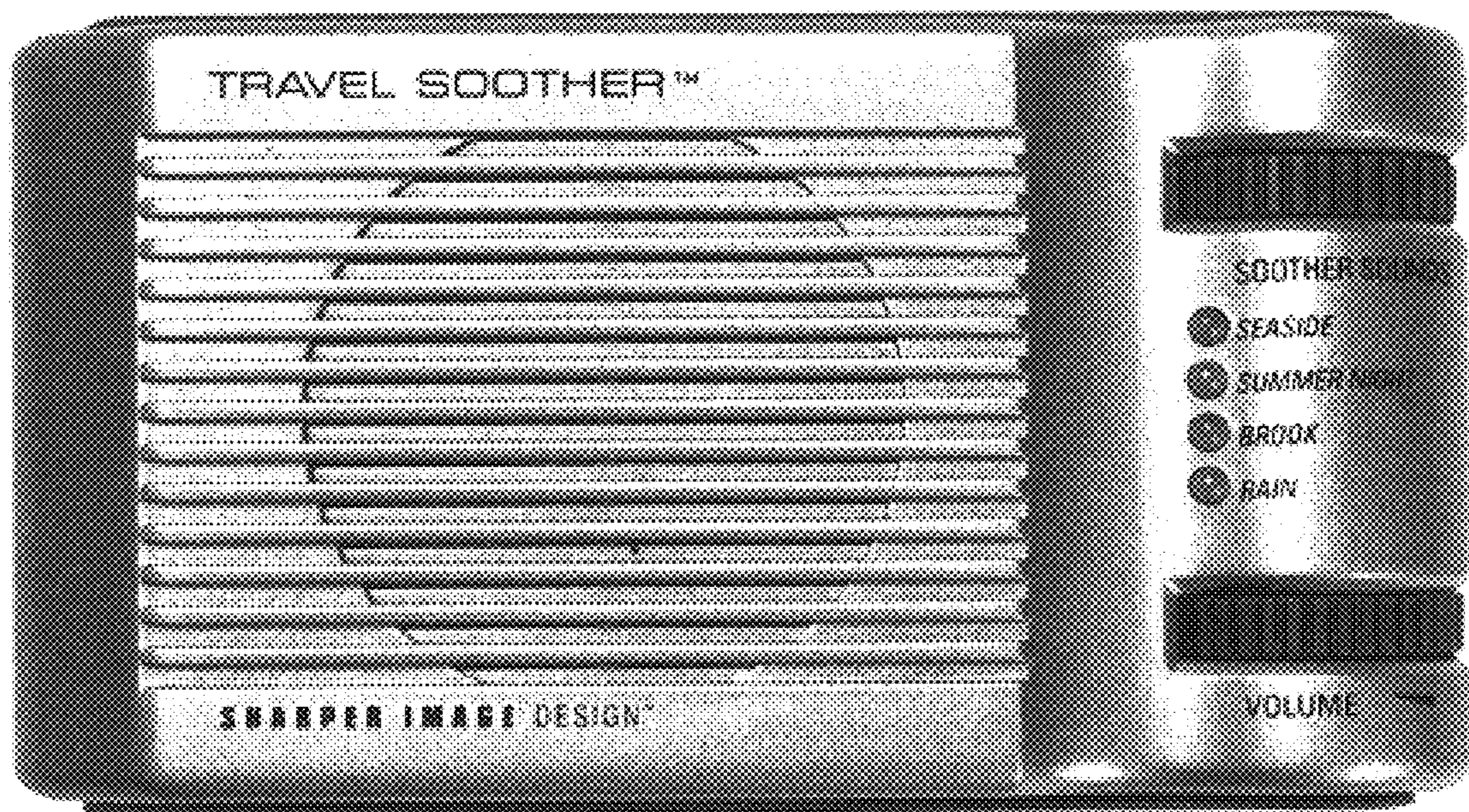


FIGURE 5




FIGURE 6




FIGURE 7




FIGURE 8