



US00D412834S

# United States Patent [19]

Benedict et al.

[11] Patent Number: **Des. 412,834**

[45] Date of Patent: **\*\* Aug. 17, 1999**

[54] **SQUEEZE TUBE DISPENSER**

[75] Inventors: **Dale G. Benedict**, Marysville; **Frank R. Wilgus**, Powell, both of Ohio; **Henry Joel Fulks**; **William Thomas Gagliardi**, both of Midland, Mich.

[73] Assignee: **Dow Corning Corporation**, Midland, Mich.

[\*\*] Term: **14 Years**

[21] Appl. No.: **29/050,542**

[22] Filed: **Jan. 11, 1996**

[51] **LOC (6) Cl.** ..... **09-01**

[52] **U.S. Cl.** ..... **D9/302**

[58] **Field of Search** ..... D9/302, 305, 306; D24/115, 104; 206/528, 530, 532, 539

[56] **References Cited**

**U.S. PATENT DOCUMENTS**

D. 179,545	1/1957	McDaniel	.....	D9/302
D. 230,570	3/1974	Hall	.....	D9/302
D. 289,609	5/1987	Bauwens et al.	.....	D9/302
817,890	4/1906	Williams	.	
878,182	2/1908	Blake	.....	222/92
1,531,245	3/1925	Ozanne	.	
2,804,767	9/1957	Schoen	.	

2,808,926	10/1957	Drake et al.	.....	206/530
2,930,063	3/1960	Stull	.	
2,943,338	7/1960	Lower	.	
3,116,152	12/1963	Smith	.....	D9/302 X
3,949,871	4/1976	Christensen et al.	.....	215/383 X
3,963,357	6/1976	Crisp	.	
4,570,834	2/1986	Ward	.	
4,872,778	10/1989	Longo	.	
5,156,303	10/1992	Yamamoto et al.	.....	222/107 X
5,228,593	7/1993	O'Meara	.....	222/107 X
5,379,898	1/1995	Joulia	.....	206/528

*Primary Examiner*—Pabhakar G. Deshmukh  
*Assistant Examiner*—Cheri Cohen  
*Attorney, Agent, or Firm*—James L. DeCesare

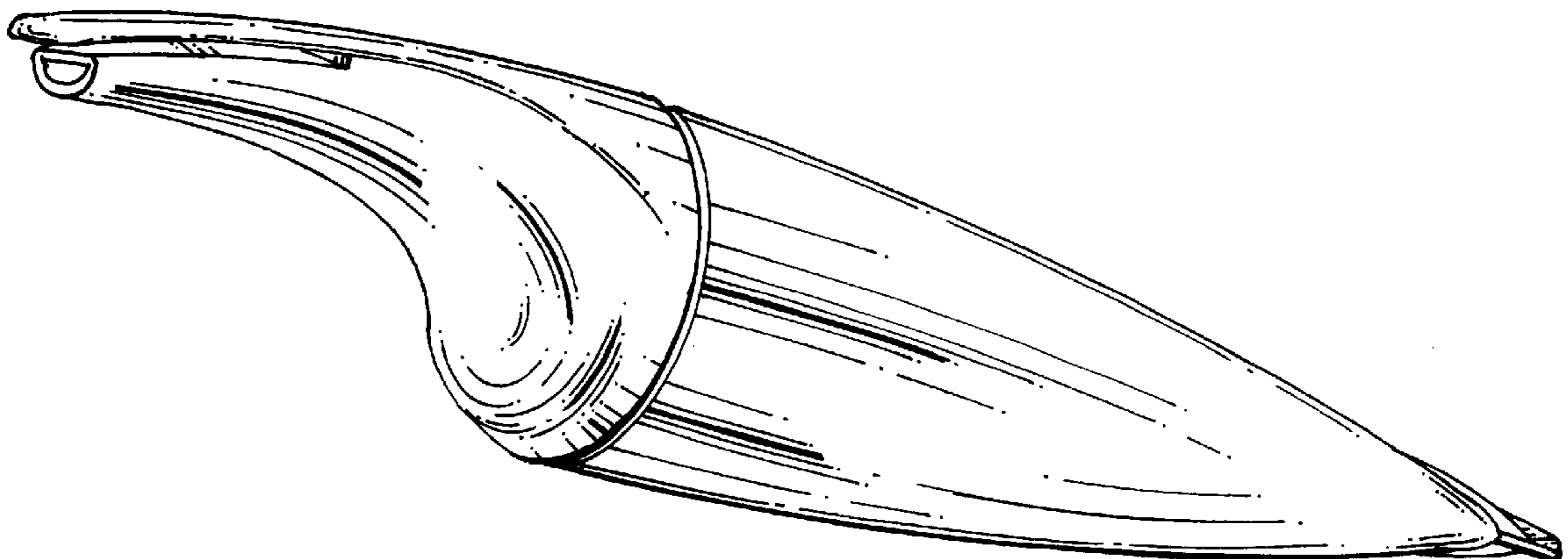
[57] **CLAIM**

The ornamental design for the squeeze tube dispenser, as shown and described.

**DESCRIPTION**

FIG. 1 is a top plan view of a squeeze tube dispenser showing our new design;  
FIG. 2 is a side elevation view thereof, the opposite side being a mirror image;  
FIG. 3 is a bottom plan view thereof;  
FIG. 4 is a front elevation view thereof;  
FIG. 5 is a rear elevation view thereof; and,  
FIG. 6 is a perspective view thereof.

**1 Claim, 2 Drawing Sheets**



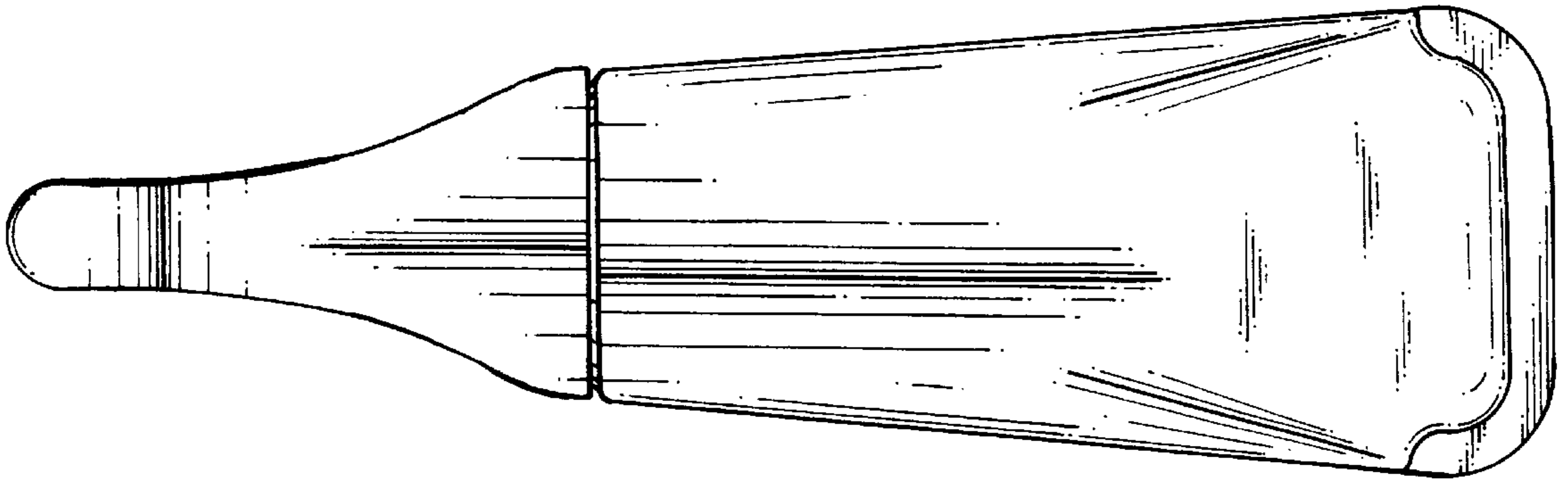


Fig. 1




Fig. 2

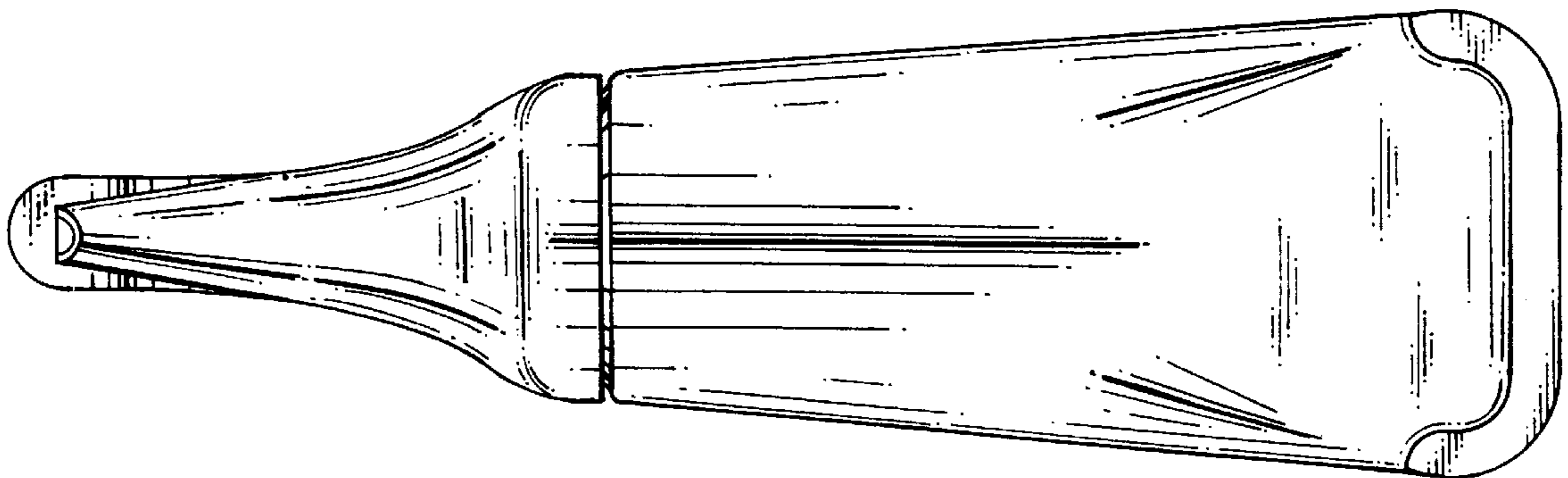


Fig. 3

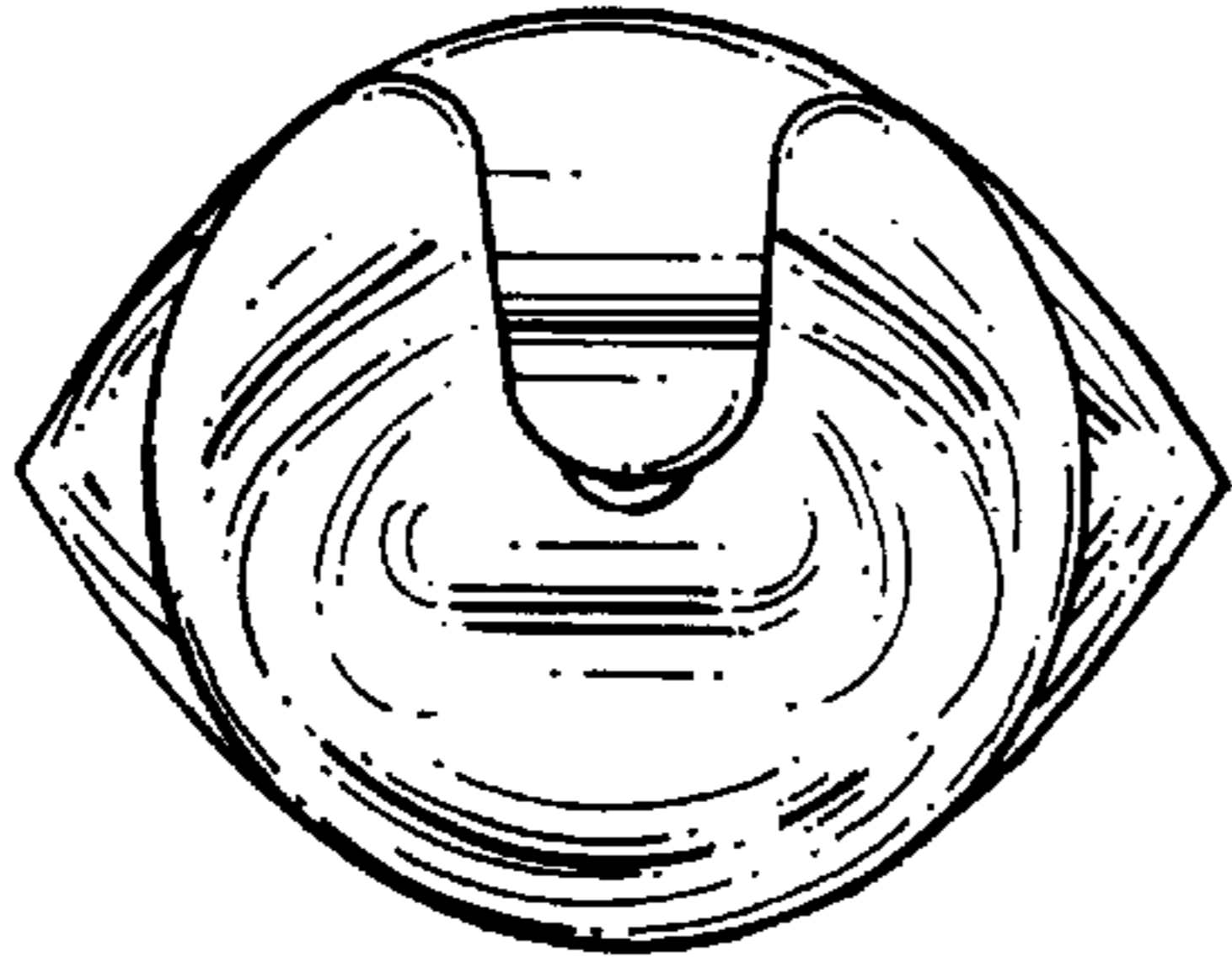


Fig. 4

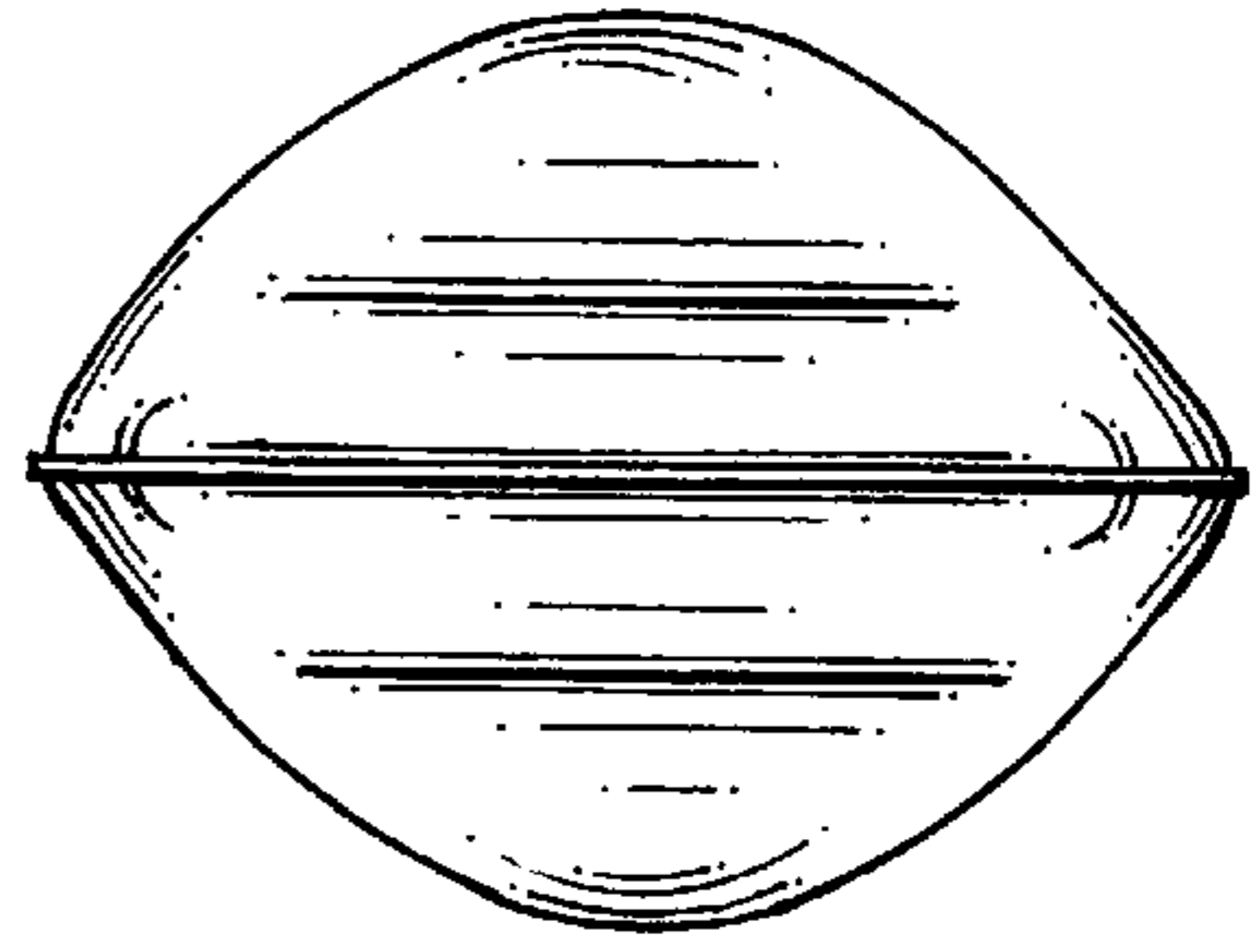


Fig. 5

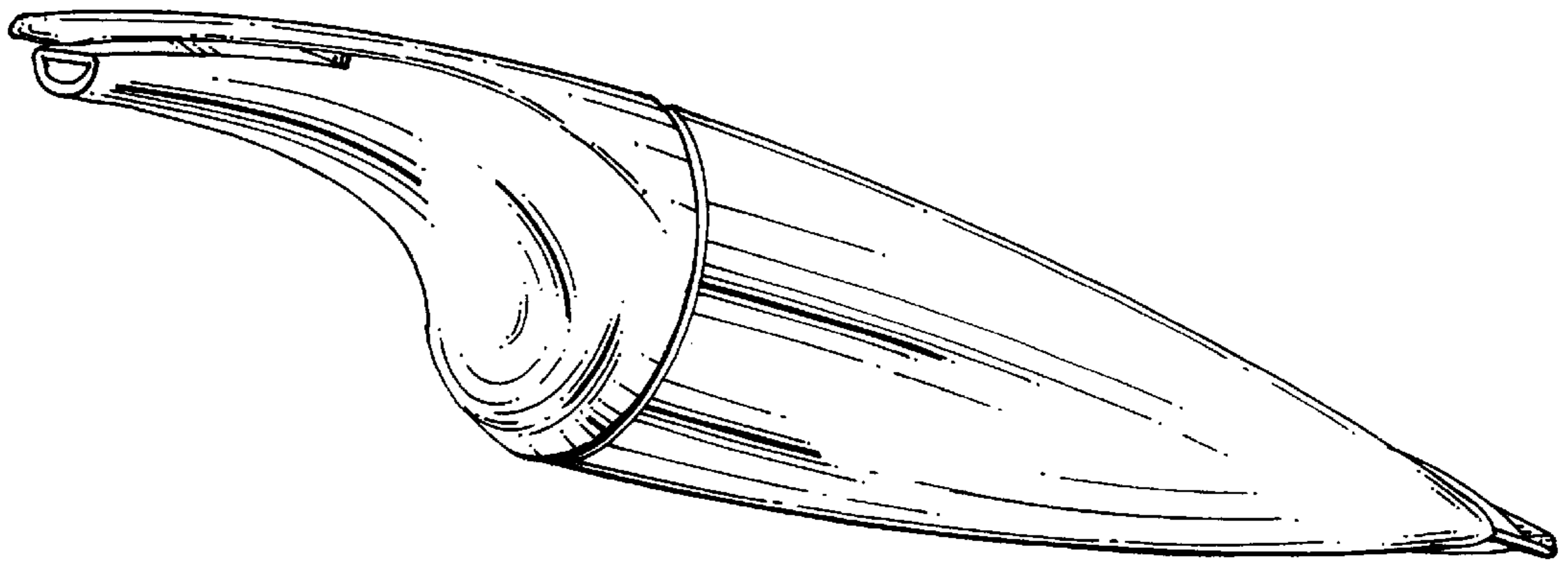


Fig. 6