



US00D412818S

United States Patent [19]
Minakawa

[11] **Patent Number: Des. 412,818**

[45] **Date of Patent: ** Aug. 17, 1999**

[54] **MULTI-PURPOSE HAND TOOL**

[75] Inventor: **Gerard Minakawa**, 1506 Westover Rd., Morrisville, Pa. 19067

[73] Assignee: **Gerard Minakawa**, Summerland, Calif.

[**] Term: **14 Years**

[21] Appl. No.: **29/091,261**

[22] Filed: **Jul. 27, 1998**

[51] **LOC (6) Cl. 08-05**

[52] **U.S. Cl. D8/26; D8/82; D8/105**

[58] **Field of Search D8/14, 21 M, D8/26, 29, 82-86, 105; 81/437, 438, 439, 460, 461, 124.4; 7/118, 138, 165, 170**

[56] **References Cited**

U.S. PATENT DOCUMENTS

- D. 311,124 10/1990 Learney D8/105
- D. 374,389 10/1996 Lin D8/105

- 4,926,721 5/1990 Hsiao 81/124.4 X
- 5,218,892 6/1993 Napoli 81/437 X
- 5,621,936 4/1997 Penaligon et al. 7/118 X
- 5,652,988 8/1997 Appelhoff 81/437 X
- 5,685,206 11/1997 Ma 81/437 X

Primary Examiner—Ted Shooman
Assistant Examiner—Richelle Shelton

[57] **CLAIM**

The ornamental design for a multi-purpose hand tool, as shown and described.

DESCRIPTION

FIG. 1 is a front elevational view of a multi-purpose hand tool showing my new design; a back elevational view thereof appears as a mirror image of the front elevational view;

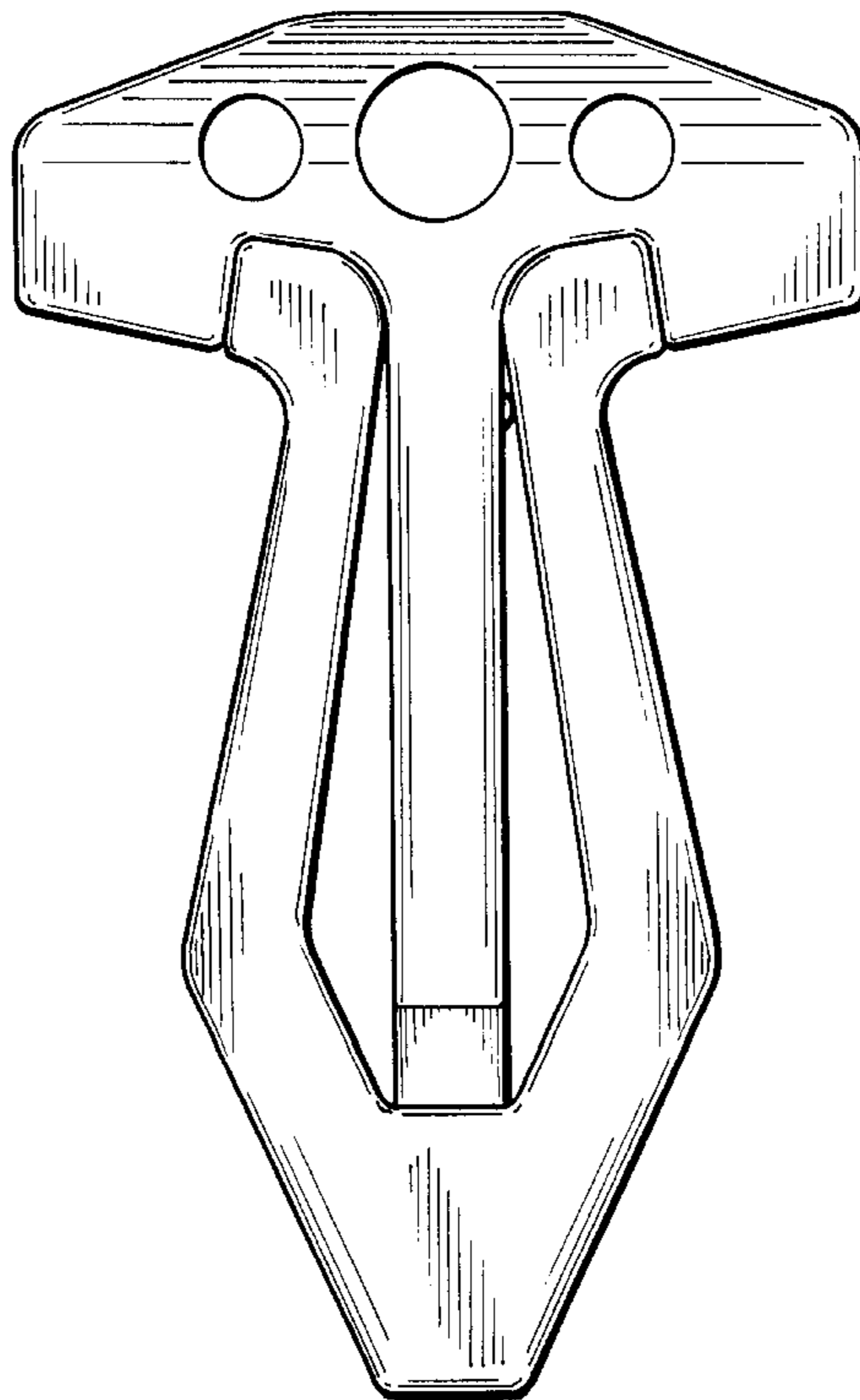
FIG. 2 is a left side elevational view thereof;

FIG. 3 is a right side elevational view thereof;

FIG. 4 is a top plan view thereof; and,

FIG. 5 is a bottom plan view thereof.

1 Claim, 3 Drawing Sheets



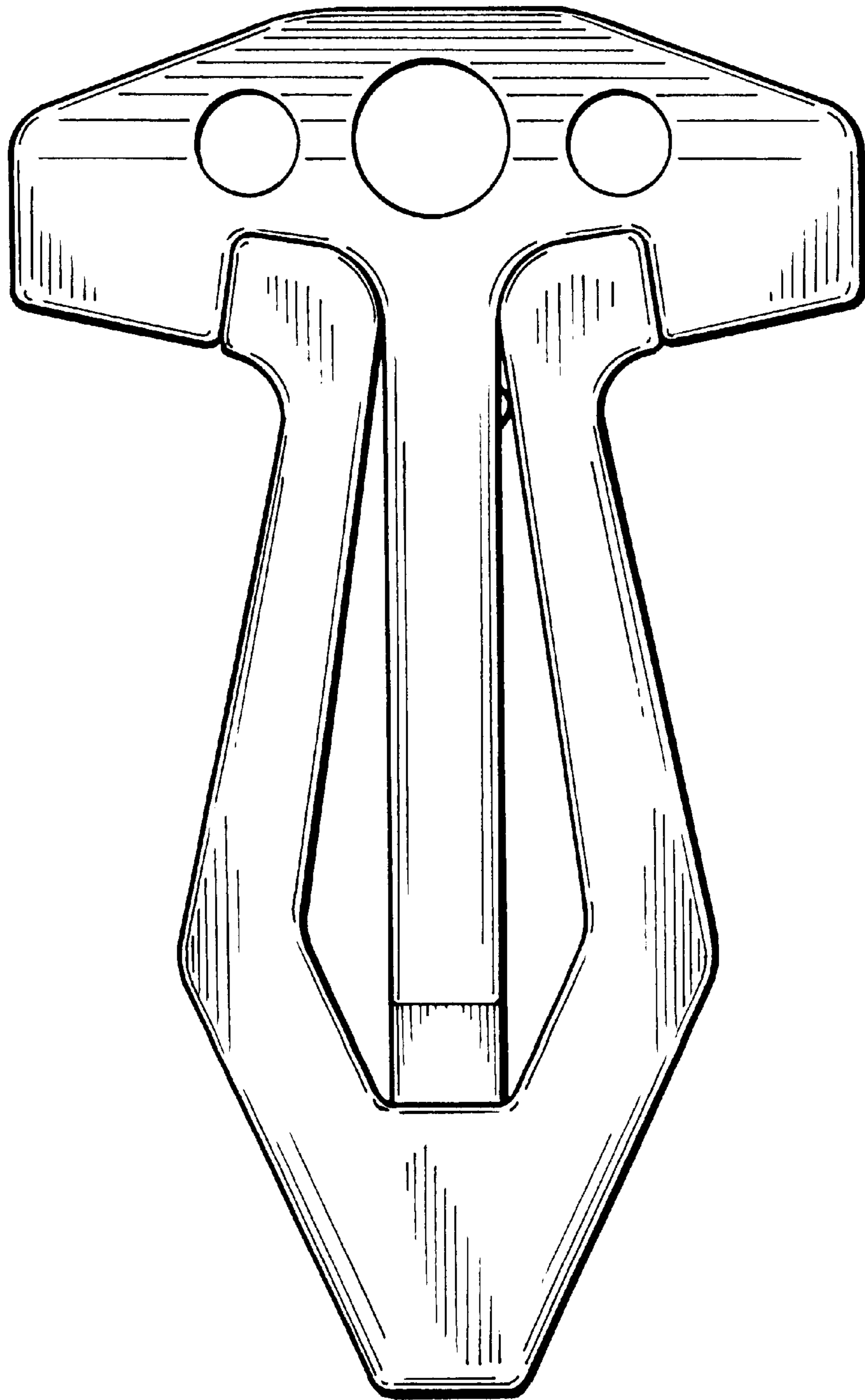


FIG. 1

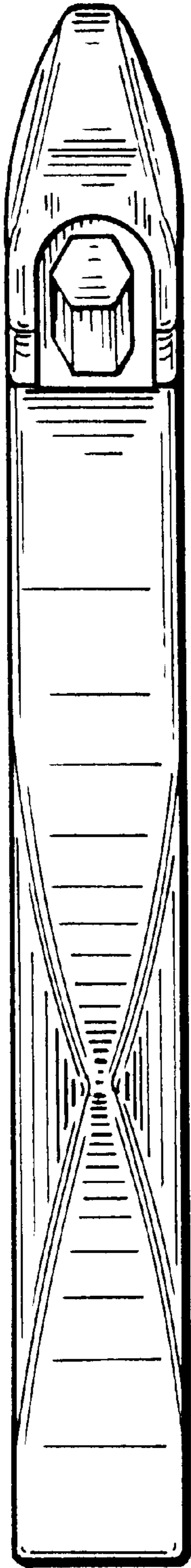


FIG. 2

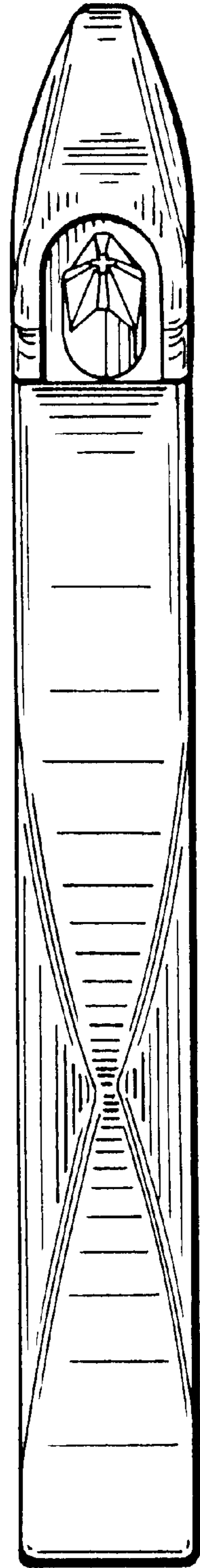


FIG. 3

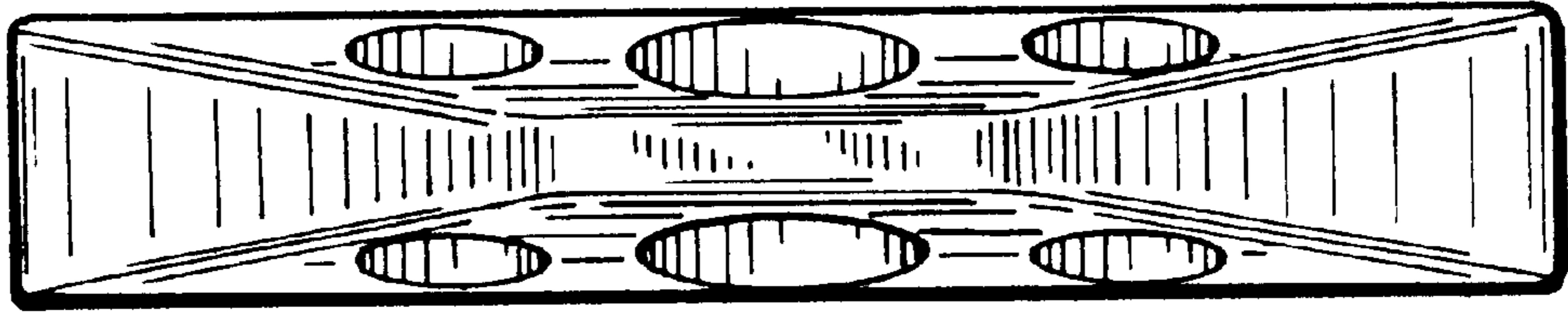


FIG. 4




FIG. 5