



US00D412802S

United States Patent [19]

[11] **Patent Number: Des. 412,802**

Beldo

[45] **Date of Patent: ** Aug. 17, 1999**

[54] **TABLE**

| | | | | |
|------------|--------|-------------|-------|----------|
| D. 272,260 | 1/1984 | Budde | | D21/825 |
| D. 379,875 | 6/1997 | Wied et al. | | D6/351 |
| D. 382,413 | 8/1997 | Lundberg | | D6/358 X |

[76] Inventor: **Terry W. Beldo**, 4129 N. Campbell, KC, Mo. 64116

Primary Examiner—Gary D. Watson
Attorney, Agent, or Firm—Shook, Hardy & Bacon, L.L.P.

[**] Term: **14 Years**

[57] **CLAIM**

[21] Appl. No.: **29/083,638**

The ornamental design for a table, as shown and described.

[22] Filed: **Feb. 13, 1998**

DESCRIPTION

[51] **LOC (6) Cl.** **06-06**

FIG. 1 is a top plan view of a table according to the present invention;

[52] **U.S. Cl.** **D6/511; D6/337**

FIG. 2 is a side elevational view, with the opposite side being a mirror image thereof; and,

[58] **Field of Search** D6/334, 335, 336, D6/337, 345, 351, 358, 480, 500, 501, 502, 511; D21/825; 248/188, 188.1; 297/157.1, 158.3, 158.5, 181

FIG. 3 is an end elevational view, with the opposite side being a mirror image thereof.

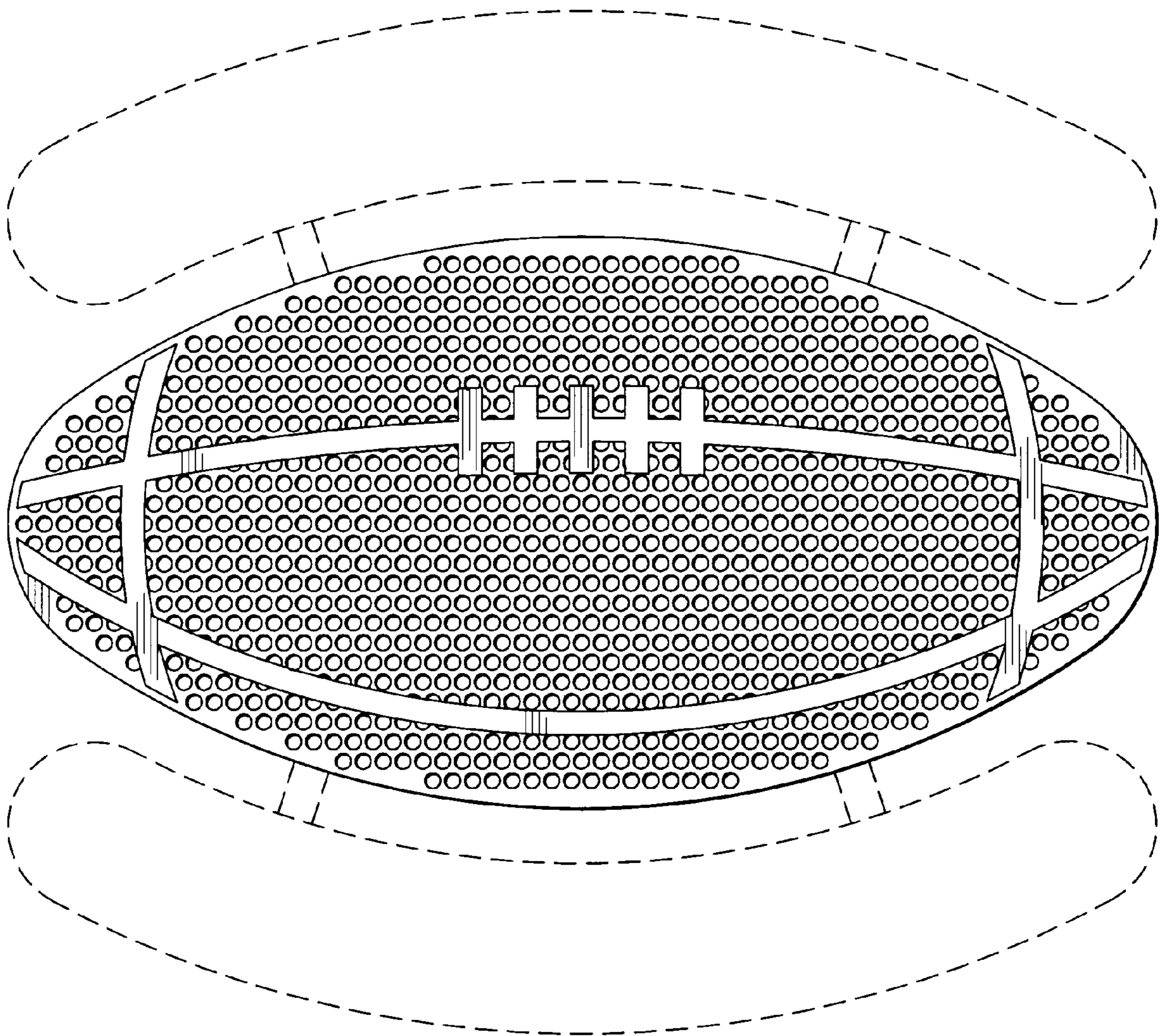
[56] **References Cited**

The broken lines are for illustrative purposes only and form no part of the claimed design.

U.S. PATENT DOCUMENTS

D. 256,633 9/1980 Shumaker D6/337

1 Claim, 1 Drawing Sheet



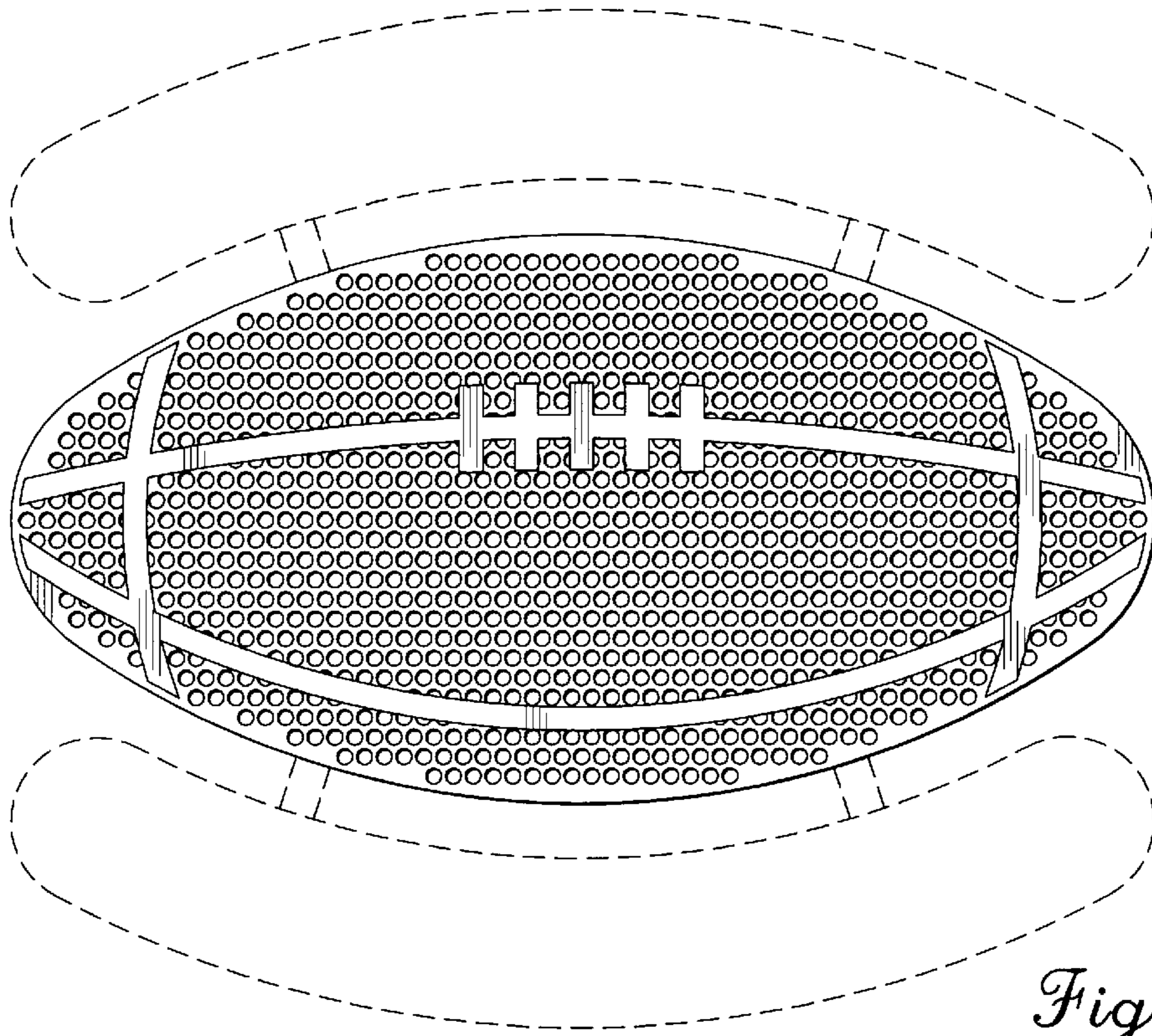


Fig. 1.

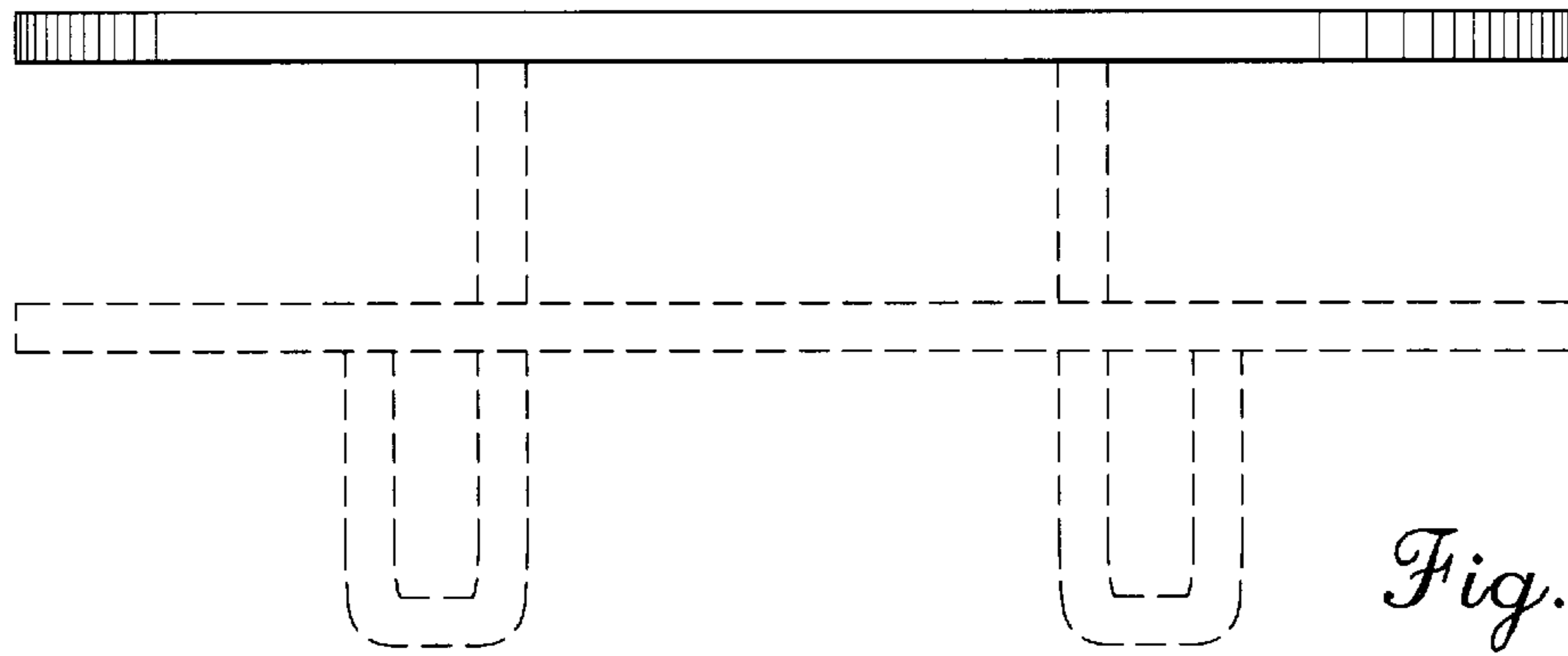


Fig. 2.

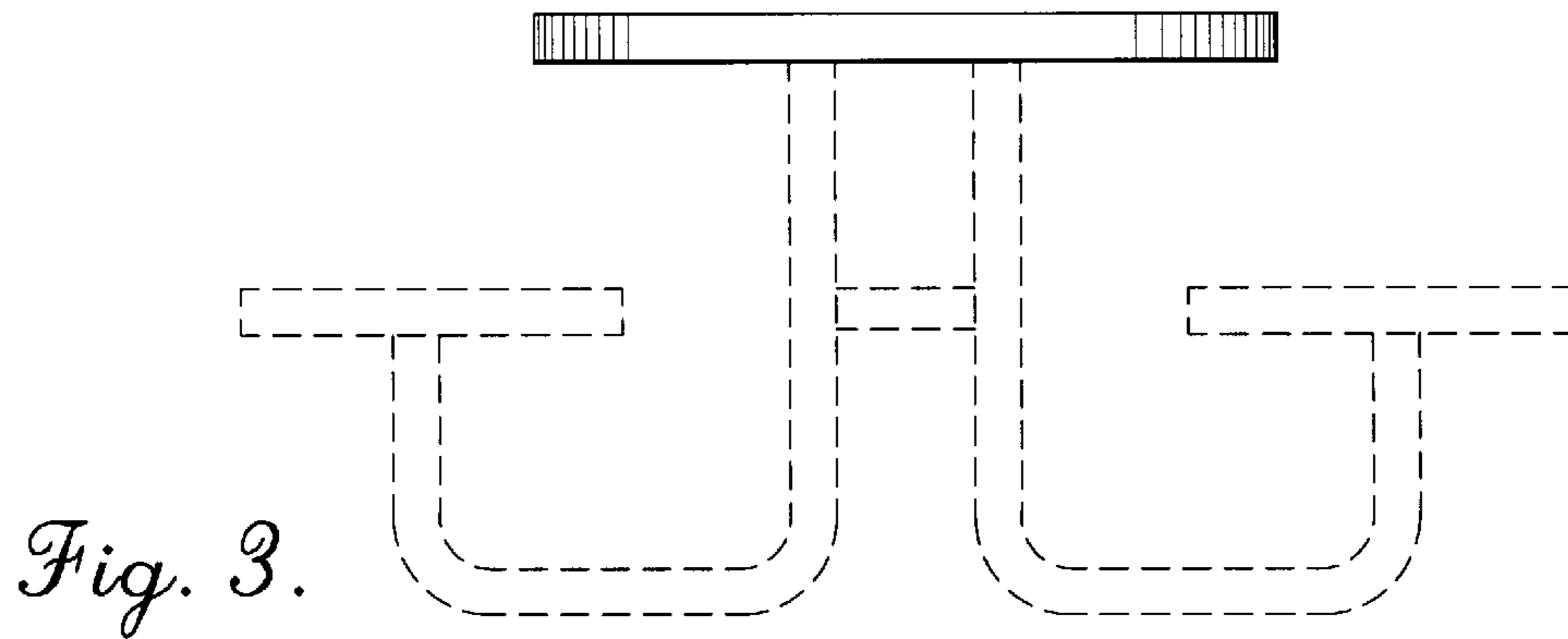


Fig. 3.