



US00D412799S

United States Patent [19]

[11] Patent Number: Des. 412,799

Papadakis et al.

[45] Date of Patent: ** Aug. 17, 1999

[54] COUNTERTOP SALES STAND

[75] Inventors: **Chris Papadakis**, Jamaica Estates; **Eric Nelsen**, Glen Cove; **Michael Keshner**, Merrick, all of N.Y.

[73] Assignee: **Philip Morris Incorporated**, New York, N.Y.

[**] Term: **14 Years**

[21] Appl. No.: **29/096,700**

[22] Filed: **Nov. 18, 1998**

- D. 334,303 3/1993 Costello et al. .
- D. 351,518 10/1994 Burgess .
- D. 351,956 11/1994 Kozak .
- D. 362,766 10/1995 Elhage .
- D. 370,800 6/1996 Bustos .
- D. 373,693 9/1996 Elhage .
- 2,635,029 4/1953 Fokakis .
- 3,357,597 12/1967 Groff .
- 3,858,757 1/1975 Langdon, Jr. .
- 4,494,658 1/1985 Simon et al. .
- 4,537,316 8/1985 Simon .
- 4,742,936 5/1988 Rein .
- 4,796,763 1/1989 Franklin et al. .
- 5,040,674 8/1991 Bragin et al. .

Related U.S. Application Data

- [62] Division of application No. 29/078,925, Nov. 5, 1997.
- [51] LOC (6) Cl. **06-04**
- [52] U.S. Cl. **D6/472**
- [58] Field of Search D61/470-472,
D61/396; 312/114, 116, 118, 126-129;
D20/19; D7/601, 610, 612; 220/200, 602;
206/769-774

OTHER PUBLICATIONS

Retail Reporting Corporation, Point of Purchase Design Annual 3, Kool 72 Pack Security Display, p. 202, 1995.

Primary Examiner—Doris V. Coles
Assistant Examiner—Linda Brooks
Attorney, Agent, or Firm—Burns, Doane, Swecker & Mathis, L.L.P.

[56] **References Cited**

U.S. PATENT DOCUMENTS

- D. 60,083 12/1921 Burns .
- D. 76,297 9/1928 Geyer .
- D. 97,725 12/1935 Botham .
- D. 154,677 8/1949 Hawkins .
- D. 176,432 12/1955 Smith .
- D. 202,058 8/1965 D'Amato .
- D. 204,044 3/1966 Bayly .
- D. 226,748 4/1973 Miller .
- D. 250,789 1/1979 Mergenthaler .
- D. 254,821 4/1980 Rabas .
- D. 300,995 5/1989 Fruscio .
- D. 302,910 8/1989 Cocagne .
- D. 328,958 8/1992 Bragin et al. .

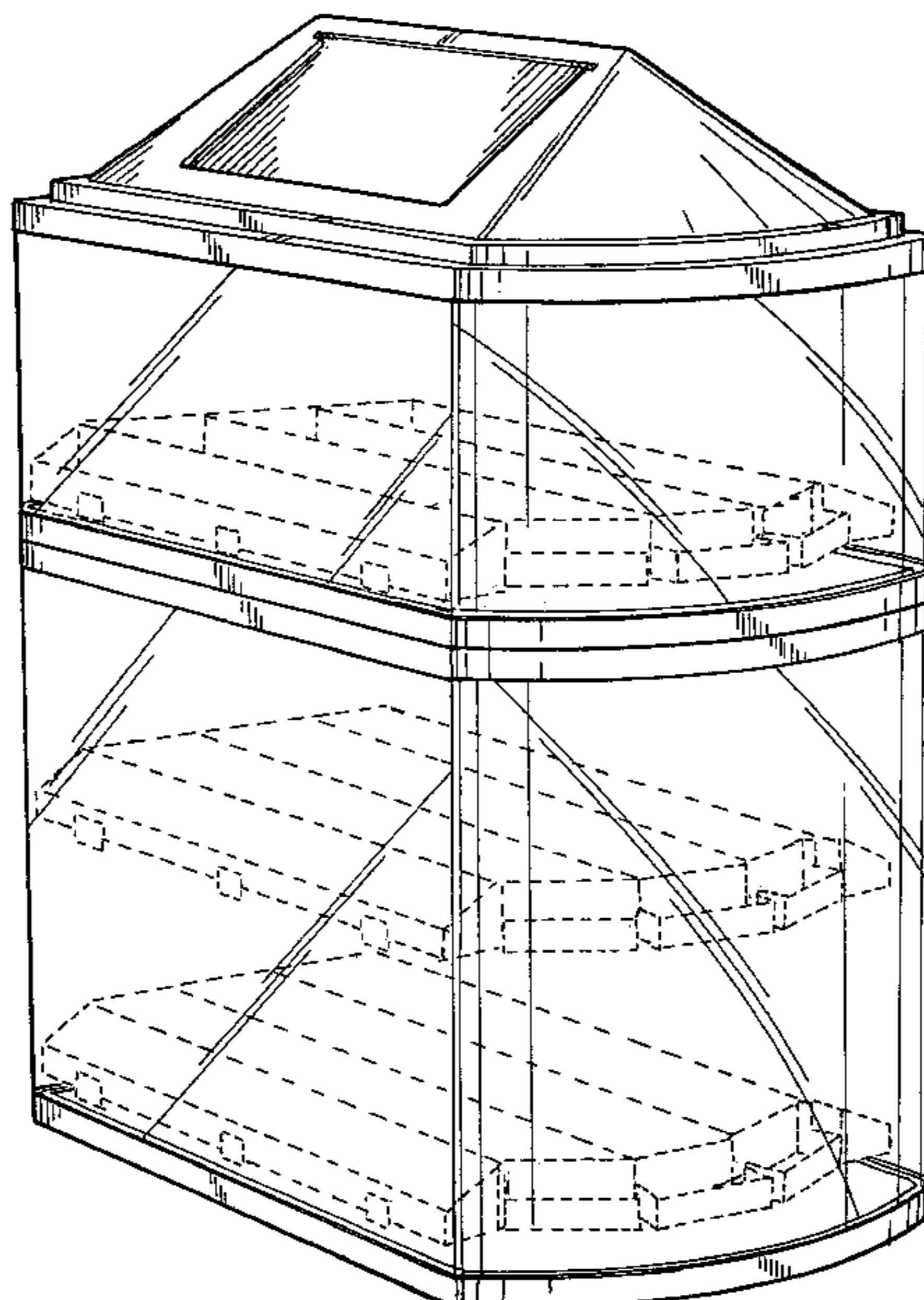
[57] **CLAIM**

The ornamental design for a countertop sales stand, as shown and described.

DESCRIPTION

FIG. 1 is a perspective view of a countertop sales stand showing our new design; FIG. 2 is a side elevational view thereof; FIG. 3 is a side elevational view of the other side thereof; FIG. 4 is a front elevational view thereof; FIG. 5 is a rear elevational view thereof; and, FIG. 6 is a top plan view thereof. The broken line showing of display shelves and packaged products in FIGS. 1-5 is for illustrative purposes only and forms no part of the claimed design.

1 Claim, 6 Drawing Sheets



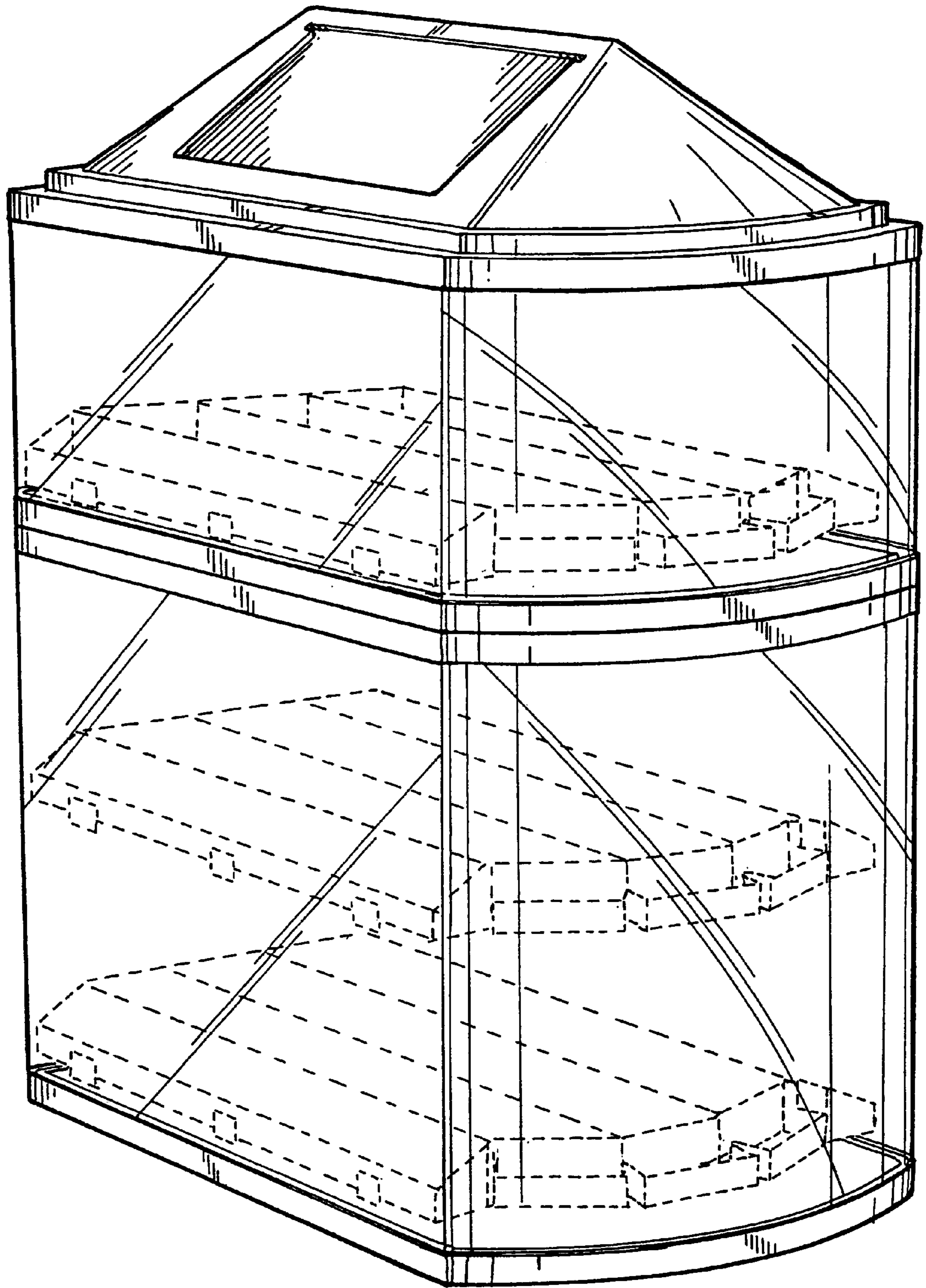


FIG. 1

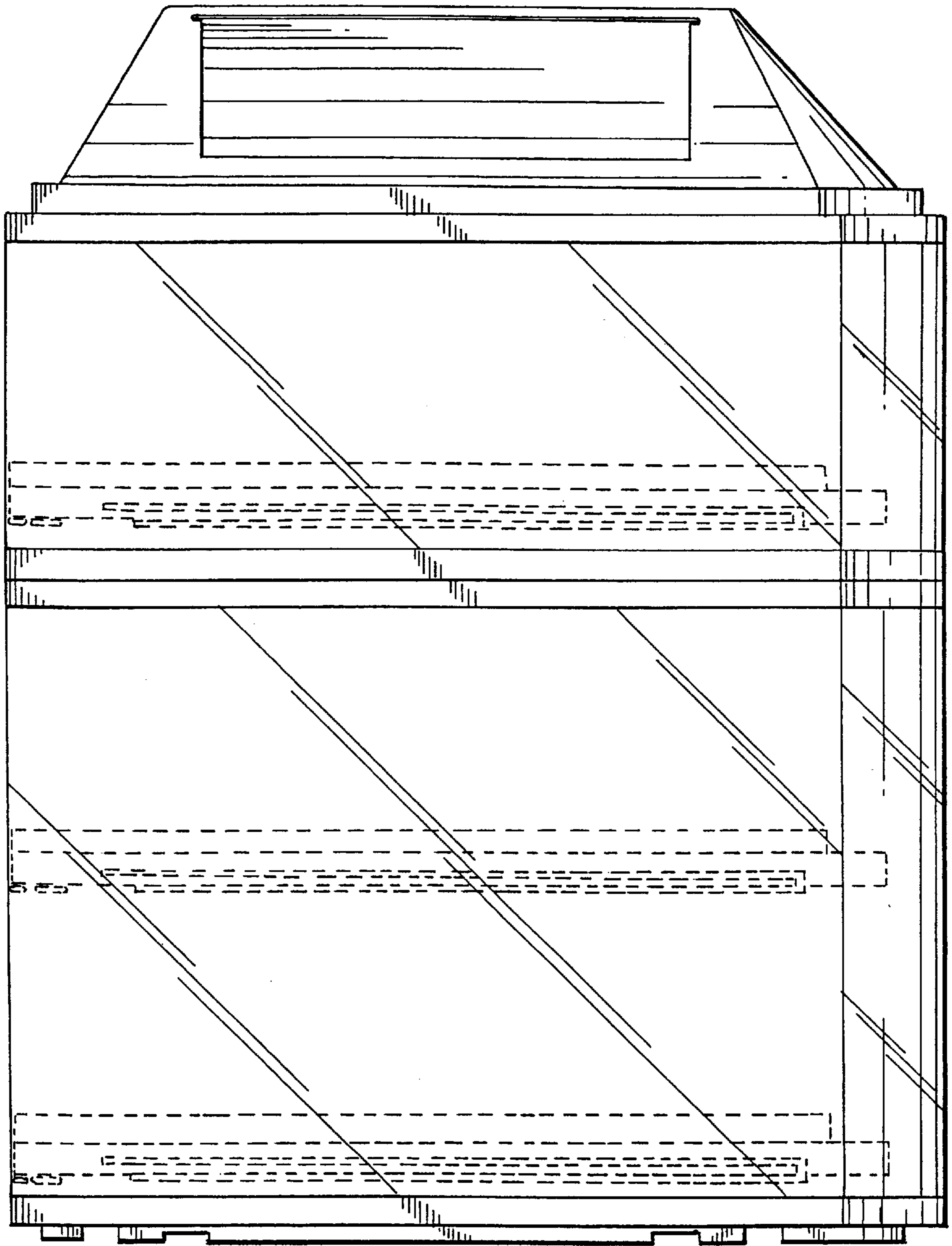


FIG. 2

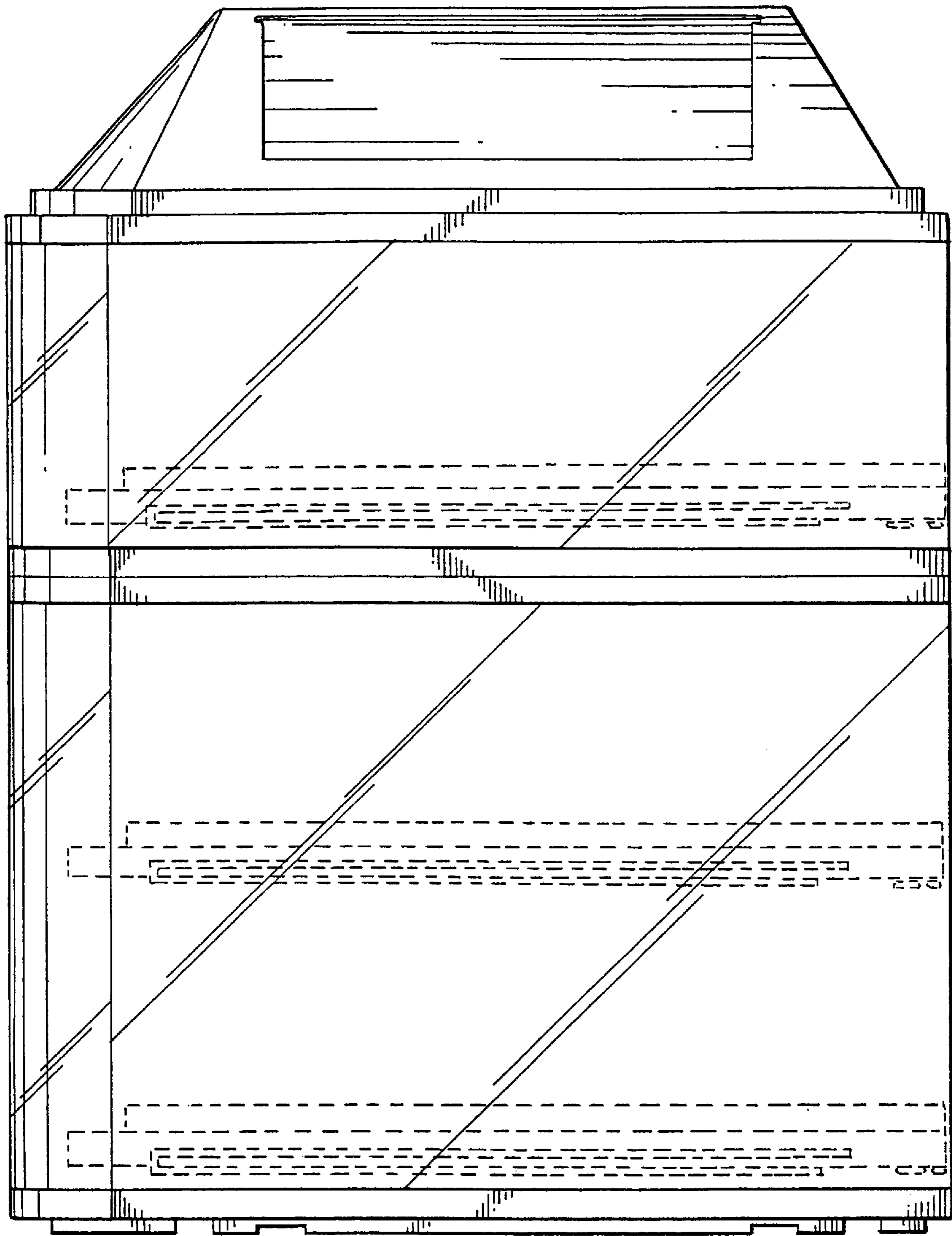


FIG. 3

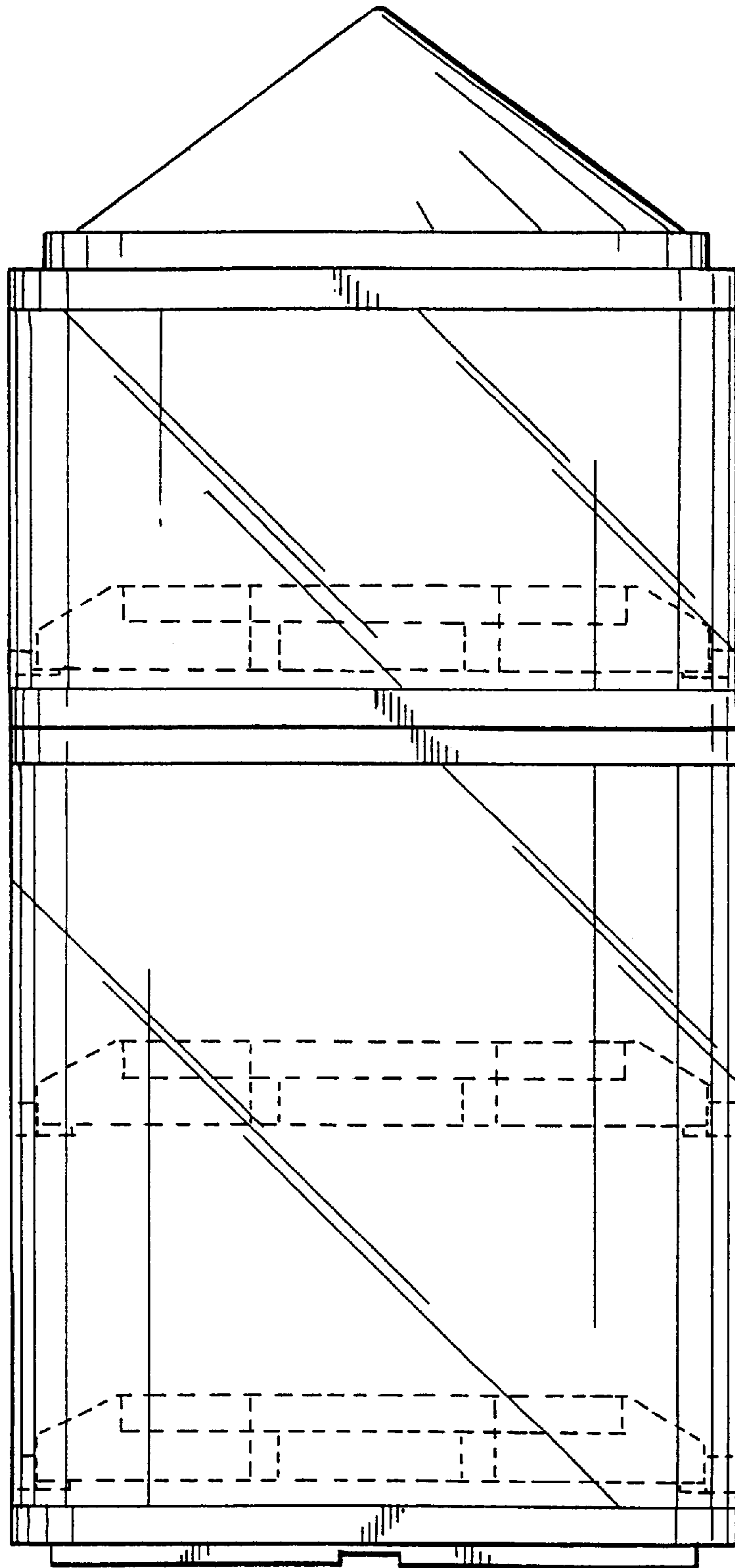


FIG. 4

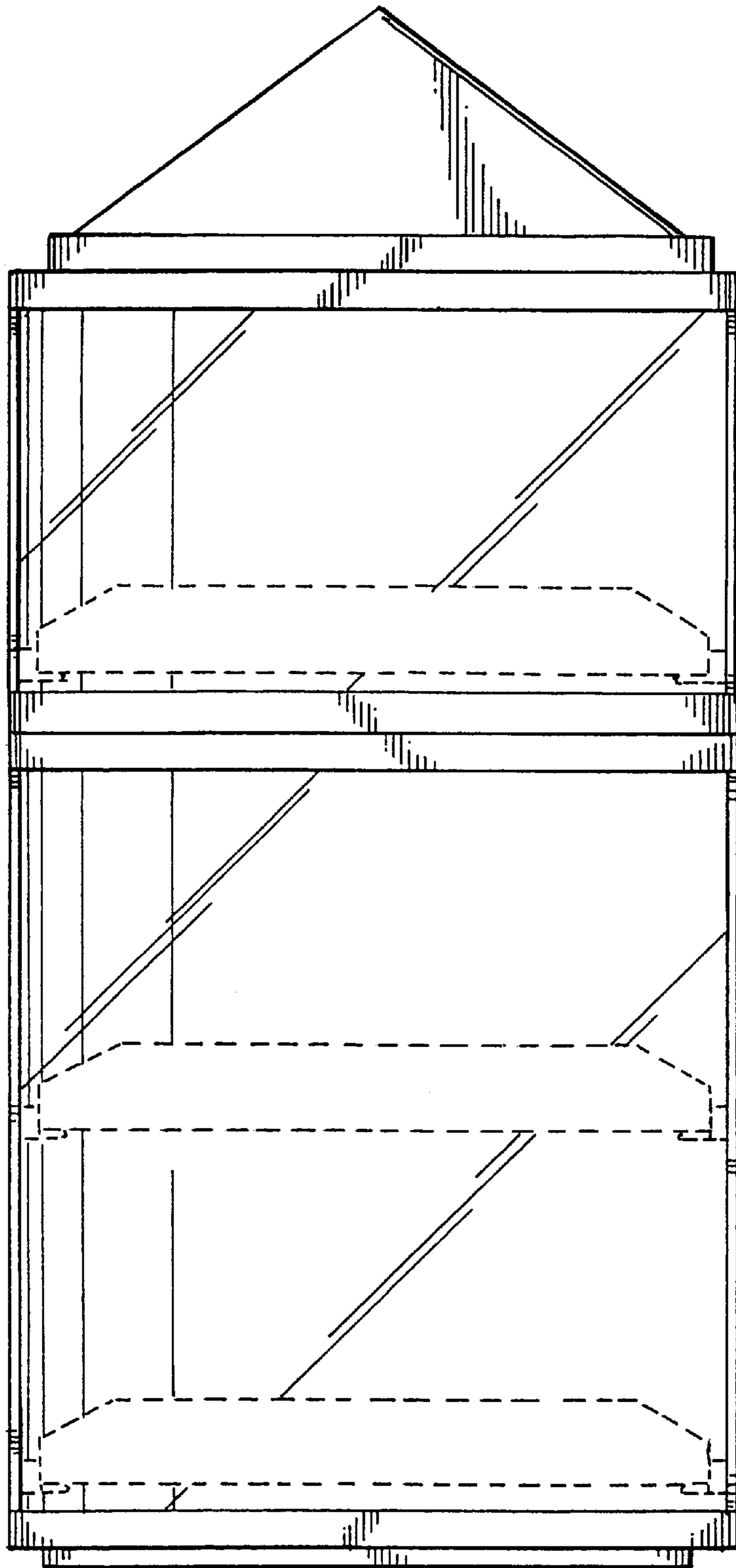


FIG. 5

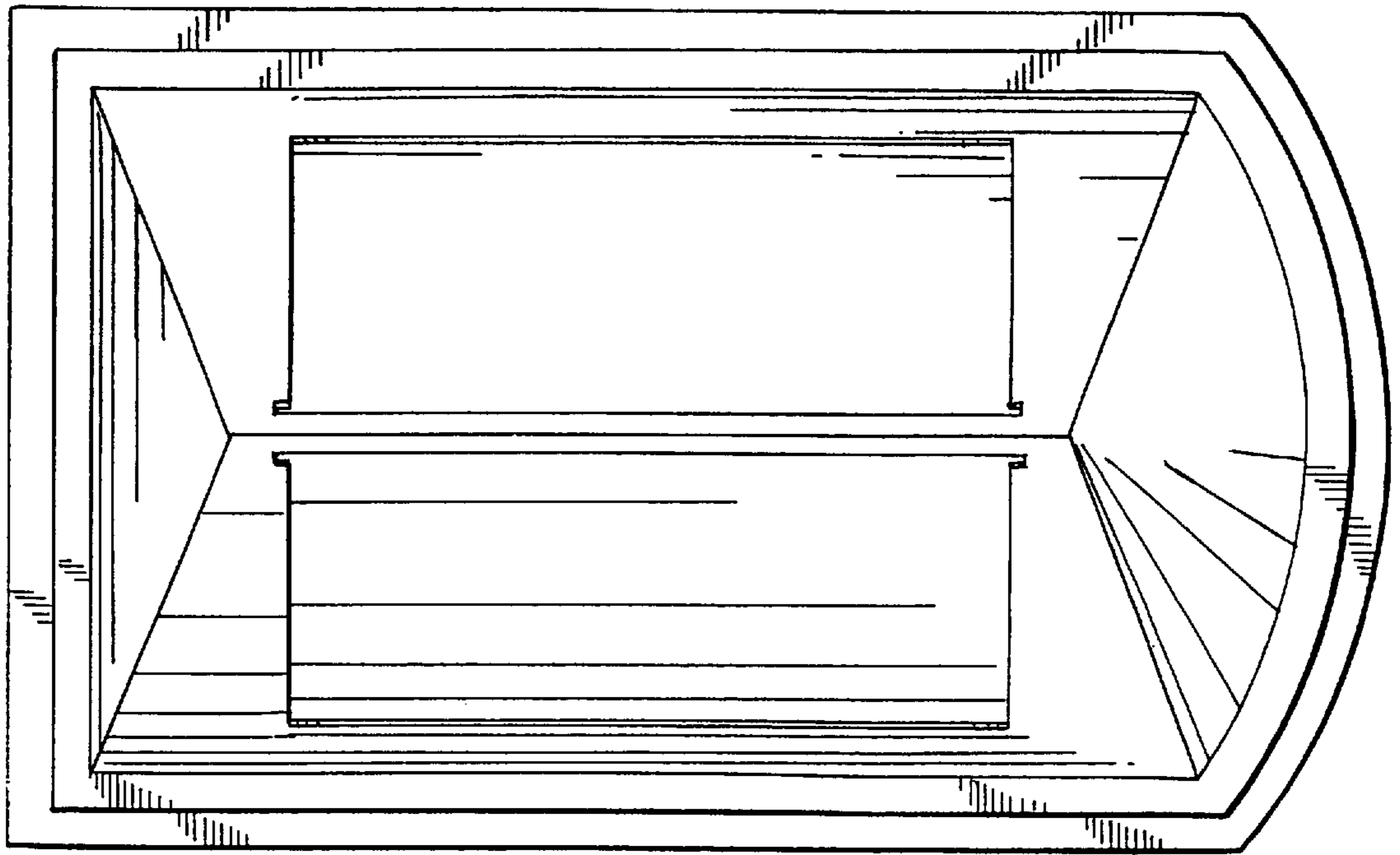


FIG. 6