



US00D412786S

**United States Patent** [19]  
**Killinger**

[11] **Patent Number: Des. 412,786**

[45] **Date of Patent: \*\* Aug. 17, 1999**

[54] **CONTAINER**

[75] Inventor: **Timothy D. Killinger**, Madison, Wis.

[73] Assignee: **Flambeau Products Corporation**,  
Middlefield, Ohio

[\*\*] Term: **14 Years**

[21] Appl. No.: **29/093,399**

[22] Filed: **Sep. 10, 1998**

[51] **LOC (6) Cl.** ..... **03-01**

[52] **U.S. Cl.** ..... **D3/273; D3/294; D3/302;**  
D9/423

[58] **Field of Search** ..... D3/273, 272, 294,  
D3/302; D9/420, 423, 424, 425; 206/503,  
508; 220/337, 339, 376, 380

[56] **References Cited**

**U.S. PATENT DOCUMENTS**

D. 257,584	12/1980	Finkel	.....	D9/423
D. 276,794	12/1984	Urion	.....	D9/420
D. 278,412	4/1985	Yeung	.....	D9/420
D. 289,262	4/1987	Goetz	.....	D9/423

D. 330,161	10/1992	Schuh	.....	D9/423
D. 350,880	9/1994	VanValkenburg et al.	.....	D9/425
D. 371,962	7/1996	Petruzzi	.....	D9/424
4,700,842	10/1987	Grusin	.....	206/508
4,819,795	4/1989	Swaney	.....	206/278

*Primary Examiner*—Philip S. Hyder  
*Attorney, Agent, or Firm*—Michael Best & Friedrich LLP

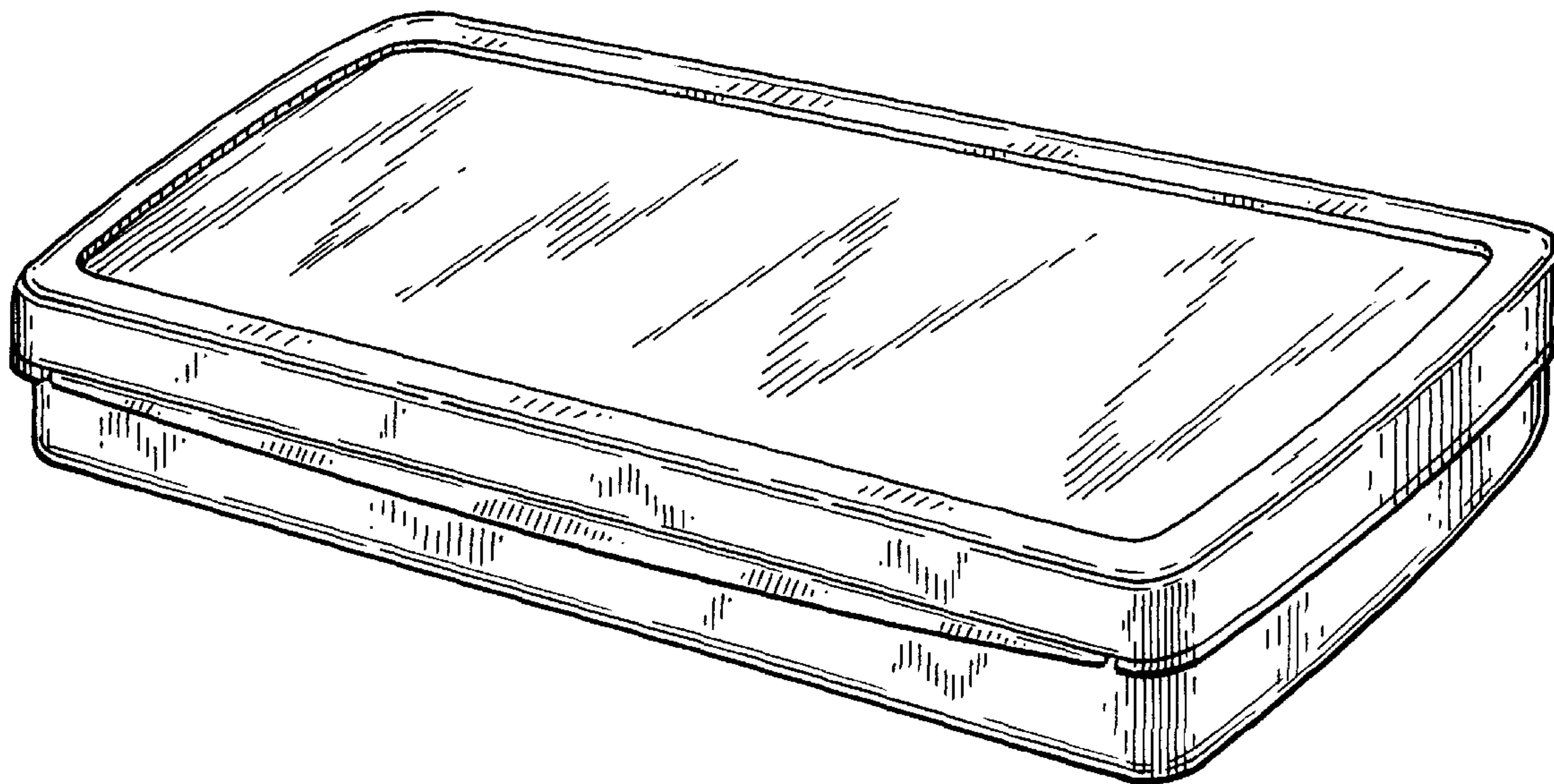
[57] **CLAIM**

The ornamental design for a container, as shown and described.

**DESCRIPTION**

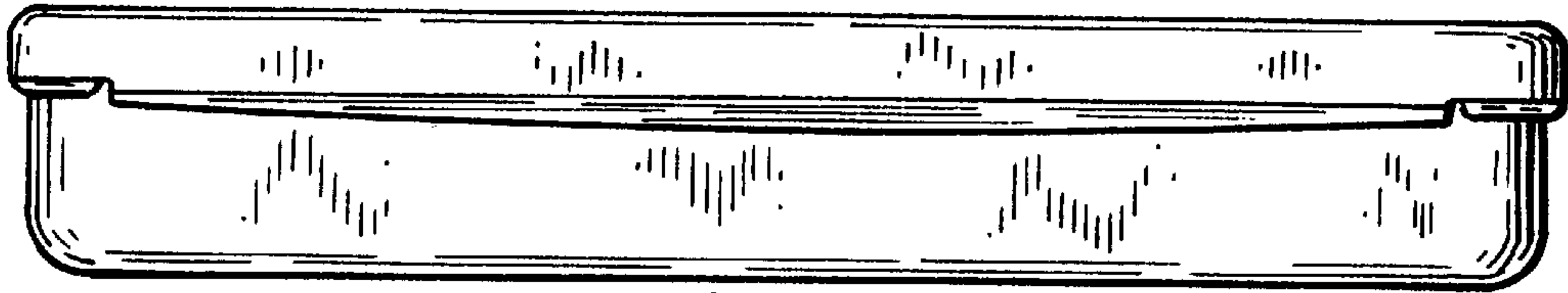
FIG. 1 is a top plan view of a container showing my new design;  
FIG. 2 is a front elevational view thereof;  
FIG. 3 is a bottom plan view thereof;  
FIG. 4 is a right side elevational view thereof, the right side view being a mirror image of that shown;  
FIG. 5 is a rear elevational view thereof; and,  
FIG. 6 is a perspective view thereof.  
The broken line portions of the disclosure are for illustrative purposes only and form no part of the claimed design.

**1 Claim, 3 Drawing Sheets**



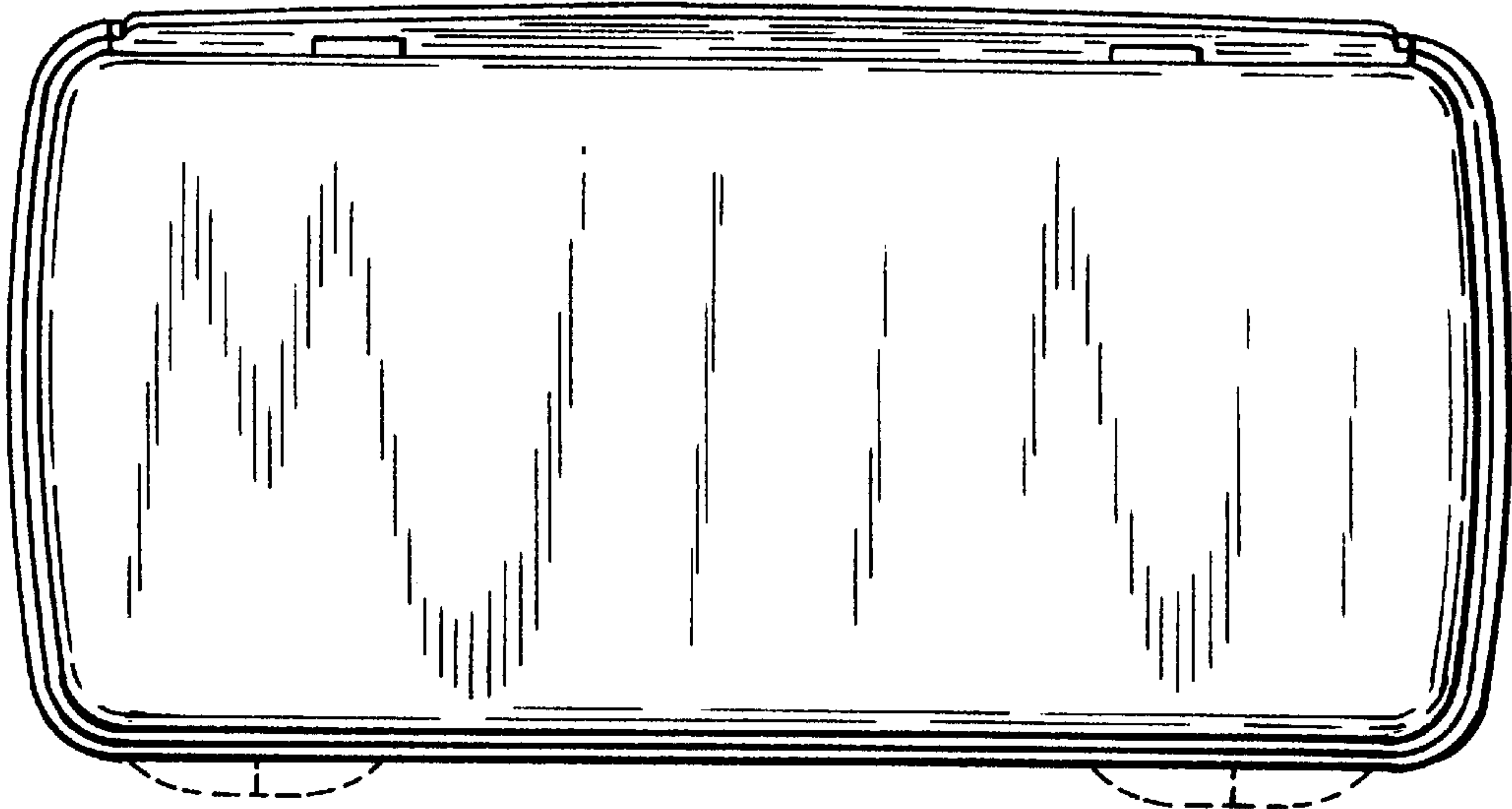


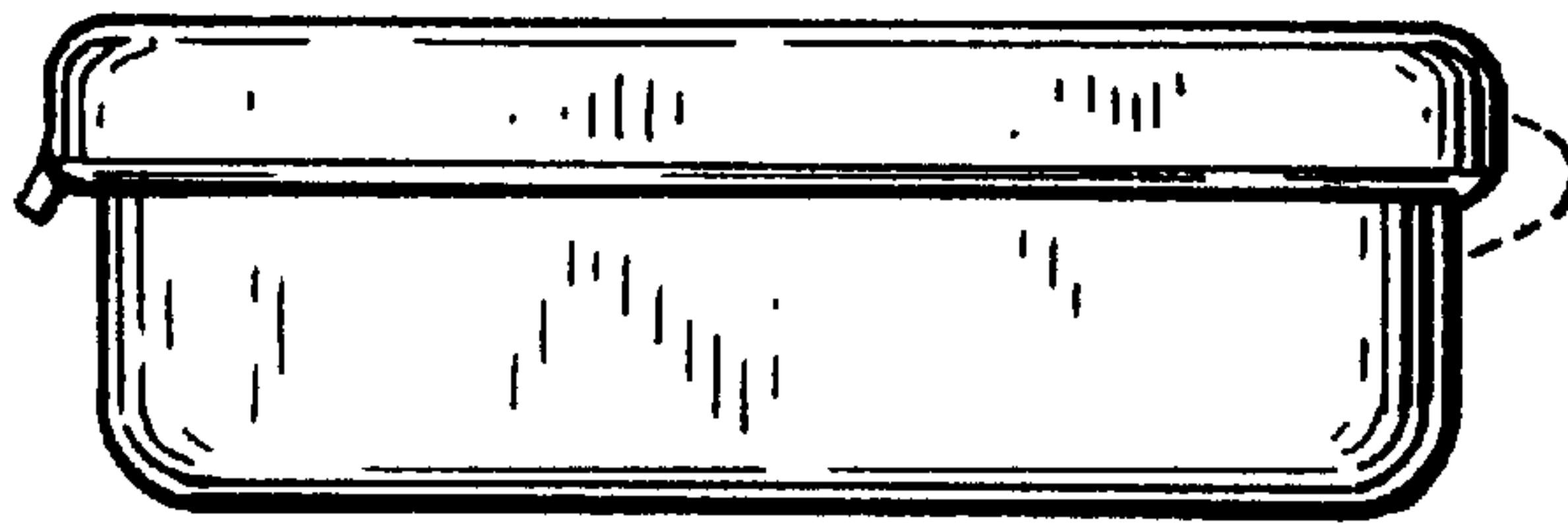
*Fig. 1*



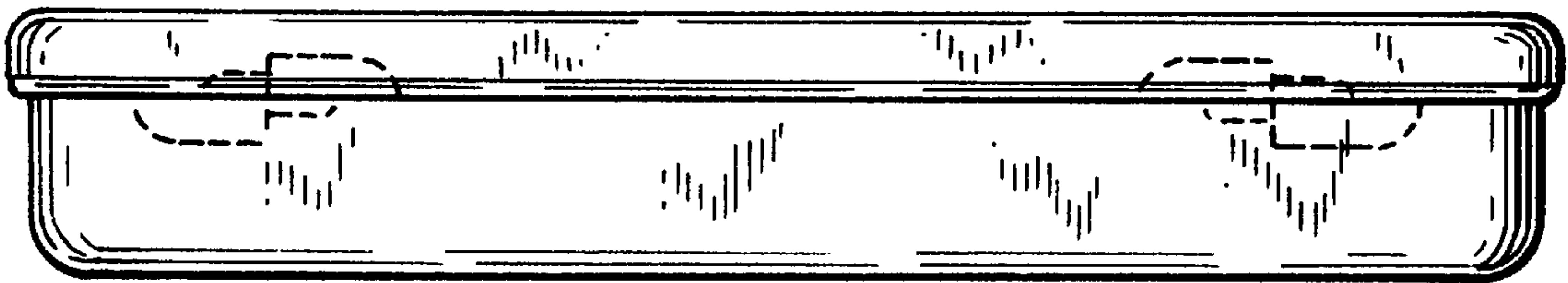
*Fig. 2*

*Fig. 3*

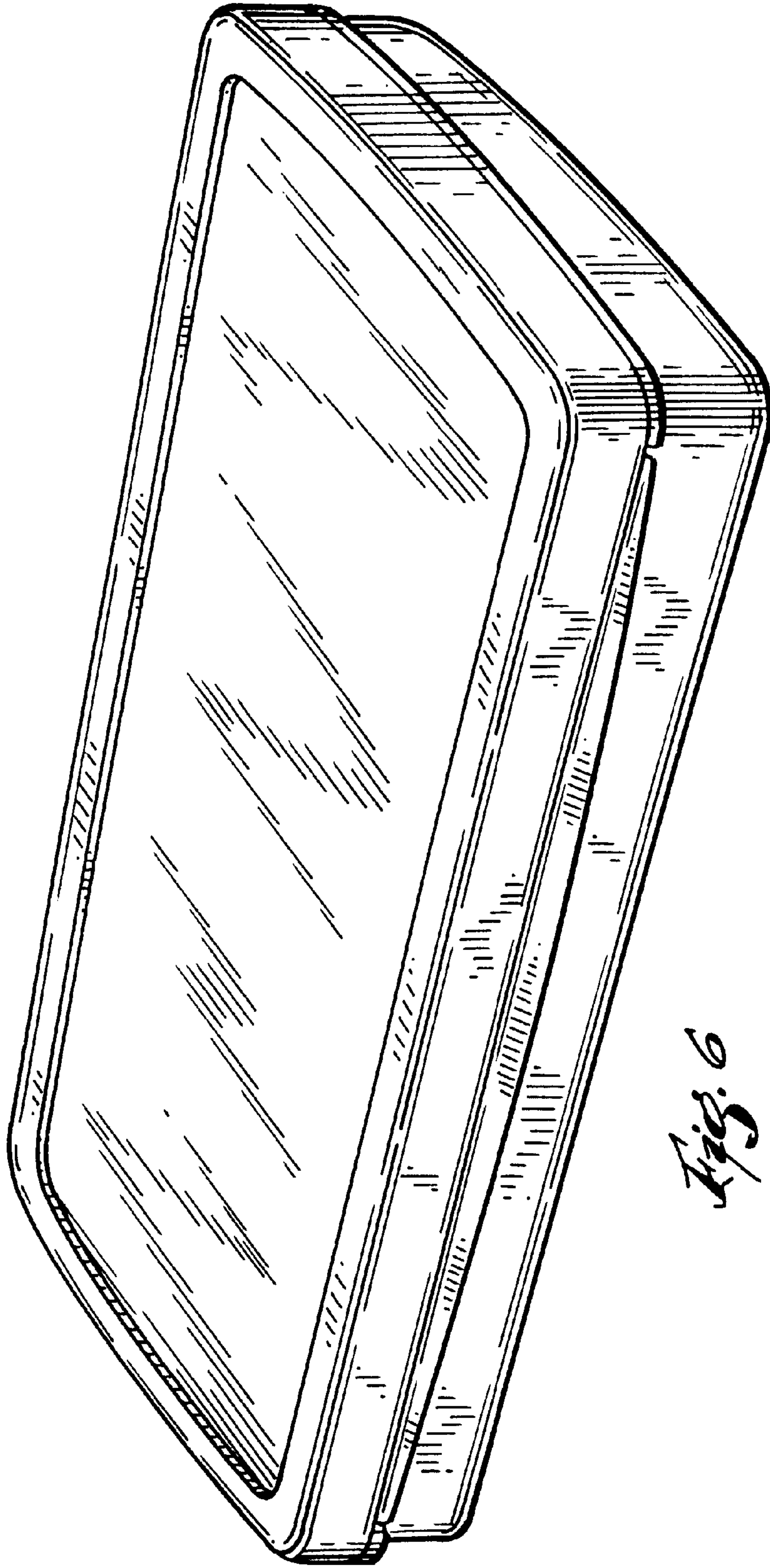




*Fig. 4*



*Fig. 5*



*Fig. 6*