



US00D412777S

United States Patent [19]

Norton et al.

[11] Patent Number: Des. 412,777

[45] Date of Patent: ** Aug. 17, 1999

[54] SHOE SOLE

[76] Inventors: Denis Norton, 7569 Longmeadow La.;
Diana A. Wurfbain, 6600-A Brown Rd., both of Athens, Ohio 45701

[**] Term: 14 Years

[21] Appl. No.: 29/092,423

[22] Filed: Aug. 19, 1998

[51] LOC (6) Cl. 02-04

[52] U.S. Cl. D2/947; D2/947; D2/951;
D2/952; D2/957

[58] Field of Search D2/896, 897, 902,
D2/906, 908, 909, 914, 916, 919, 946-962,
964, 977; 36/3 B, 11.5, 12-15, 25 R, 28,
32 R, 44, 59 C, 66, 75 R, 76 R, 85, 101,
103, 104, 106, 113-115, 124, 126, 127-130

[56] **References Cited**

U.S. PATENT DOCUMENTS

D. 257,647	12/1980	Combaret	D2/953
D. 281,286	11/1985	Mangini et al.	D2/952
D. 290,543	6/1987	Yonkers	D2/953
D. 294,423	3/1988	Zuidema et al.	D2/954
D. 299,185	1/1989	Selbiger	D2/959
D. 301,392	6/1989	Le	D2/957
D. 364,265	11/1995	Murray	D2/951
D. 377,260	1/1997	Bramani	D2/954

D. 379,863	6/1997	Kayano	D2/957
D. 385,092	10/1997	Holden	D2/909
D. 386,594	11/1997	Selbiger	D2/953
D. 392,449	3/1998	Worthington	D2/957
D. 394,542	5/1998	Wurfbain et al.	D2/954
D. 395,742	7/1998	Wurfbain et al.	D2/957
D. 401,040	11/1998	Schneider	D2/951
D. 401,045	11/1998	Greenberg	D2/960
D. 401,395	11/1998	Clarke	D2/953
D. 404,544	1/1999	Tzenos et al.	D2/909
4,283,865	8/1981	Dassler	36/32 R
5,713,140	2/1998	Baggenstoss	36/28

Primary Examiner—Celia Murphy
Attorney, Agent, or Firm—Porter, Wright, Morris & Arthur

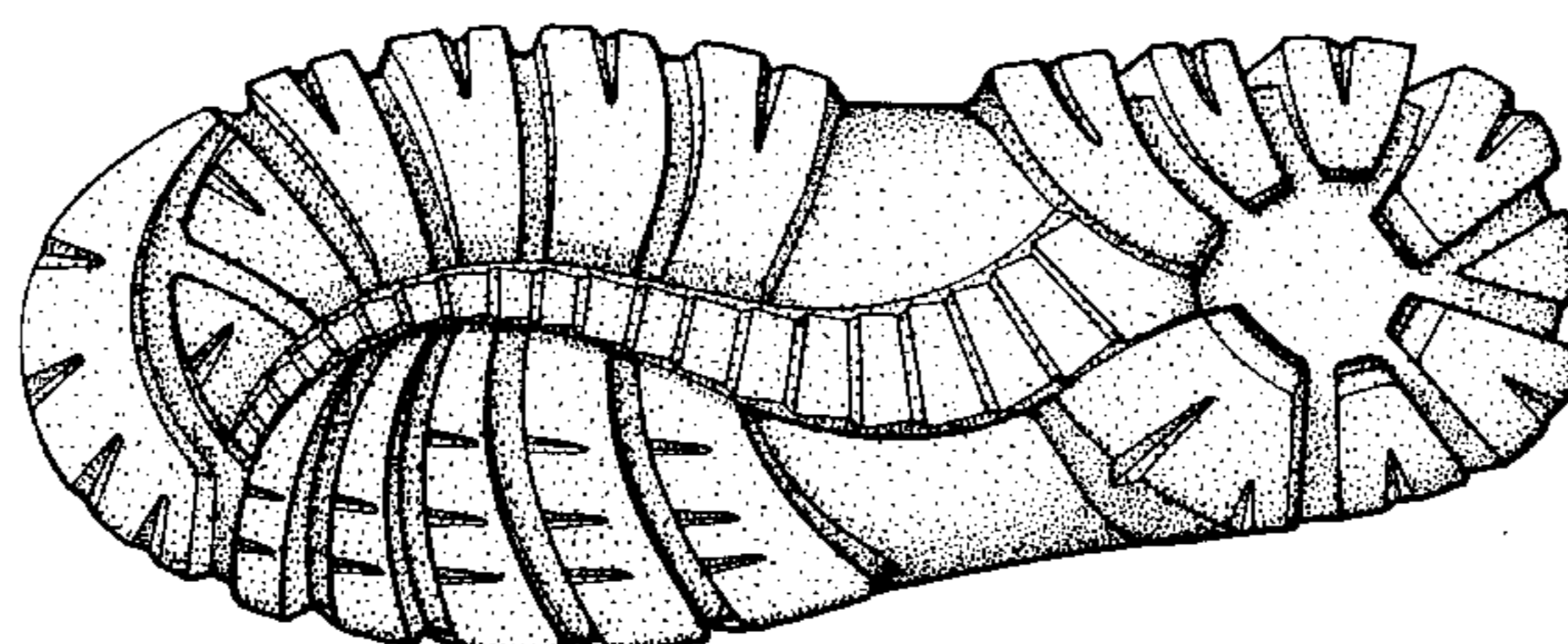
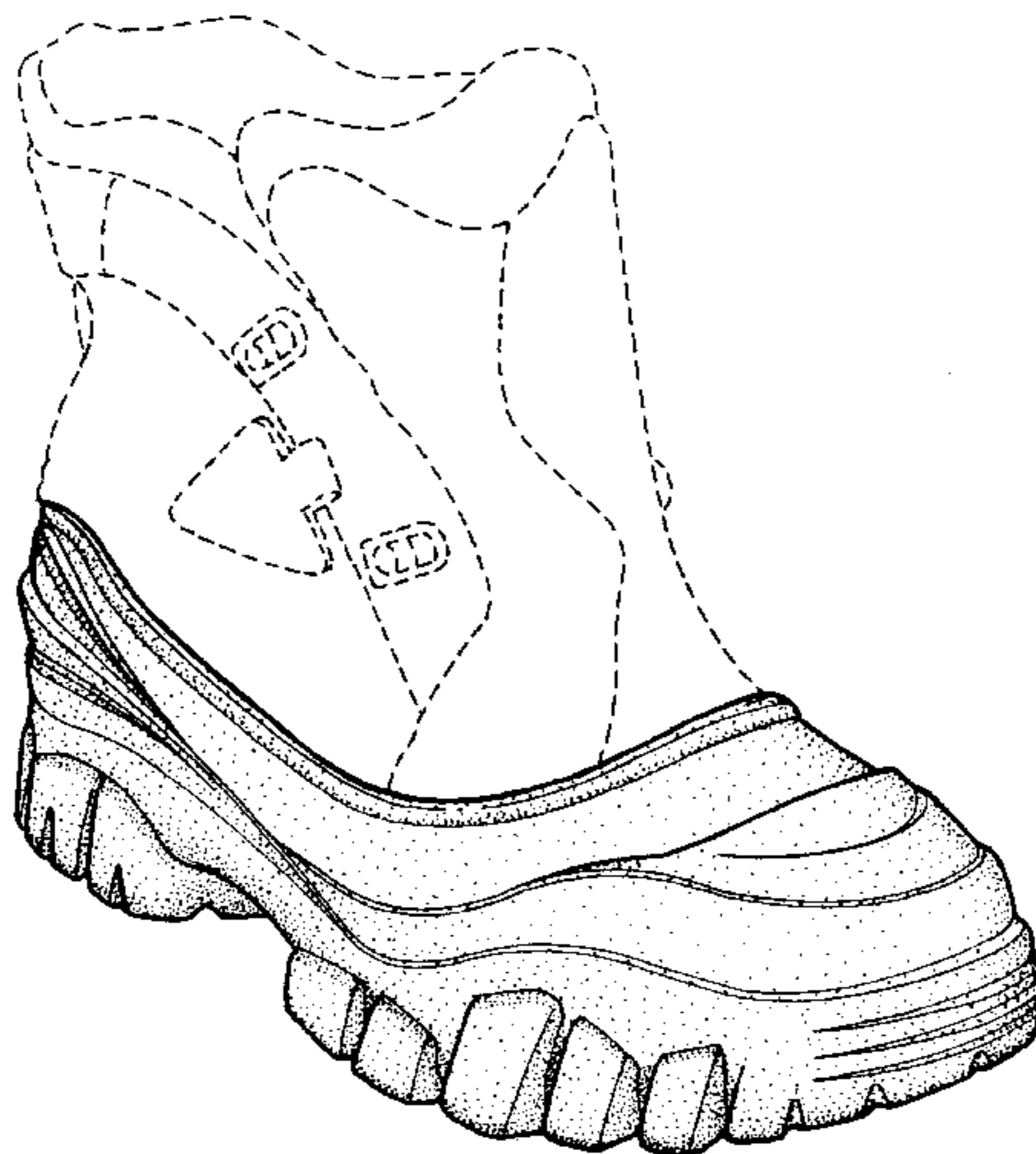
[57] **CLAIM**

The ornamental design for a shoe sole, as shown and described.

DESCRIPTION

FIG. 1 is a right front perspective view of a shoe sole showing our new design;
FIG. 2 is a left side elevational view thereof;
FIG. 3 is a rear elevational view thereof;
FIG. 4 is bottom view thereof; and,
FIG. 5 is a right side elevational view thereof.
The broken line showing of a shoe upper in the figures is for illustrative purposes only and forms no part of the claimed design.

1 Claim, 5 Drawing Sheets



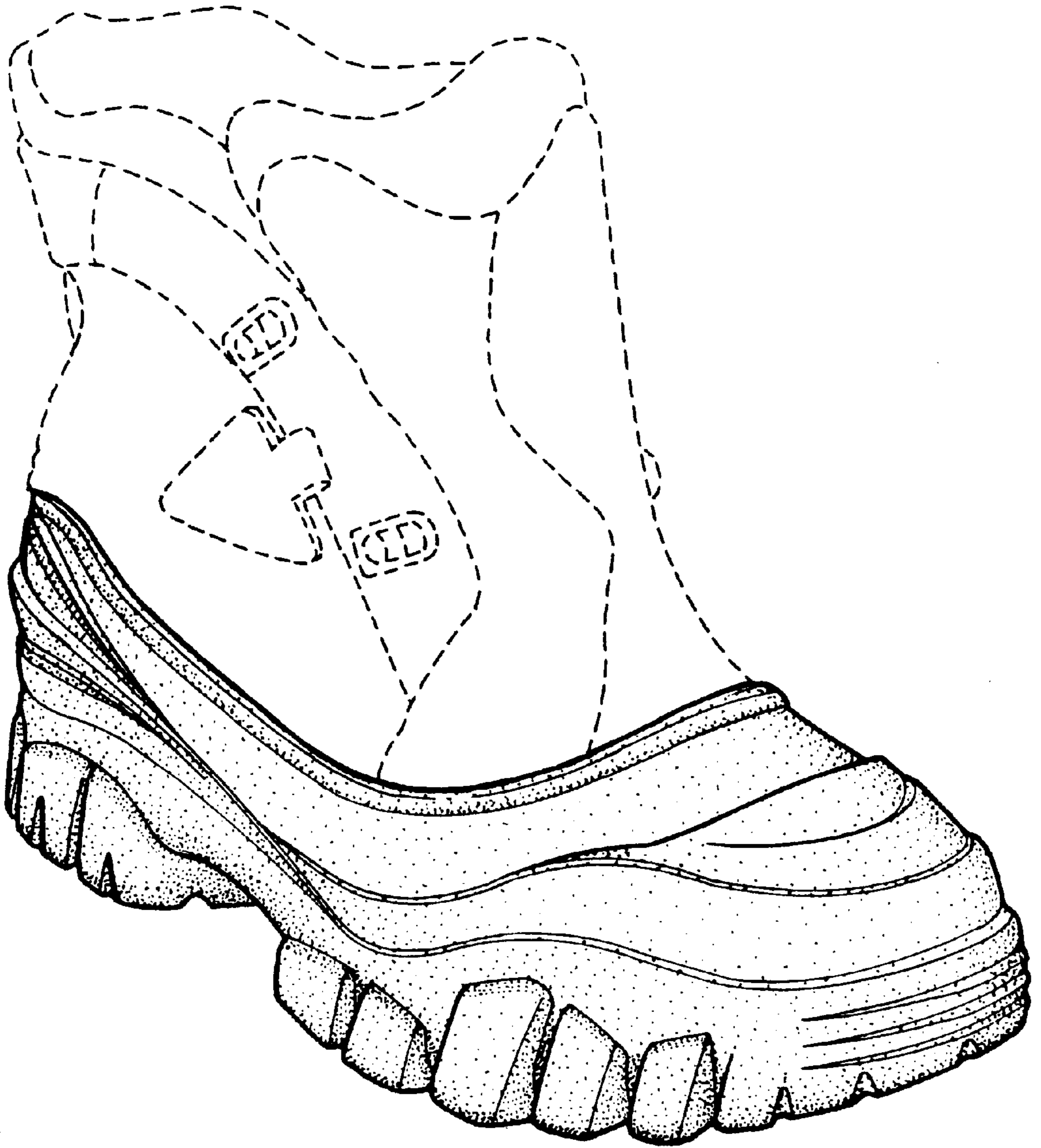


FIG. 1

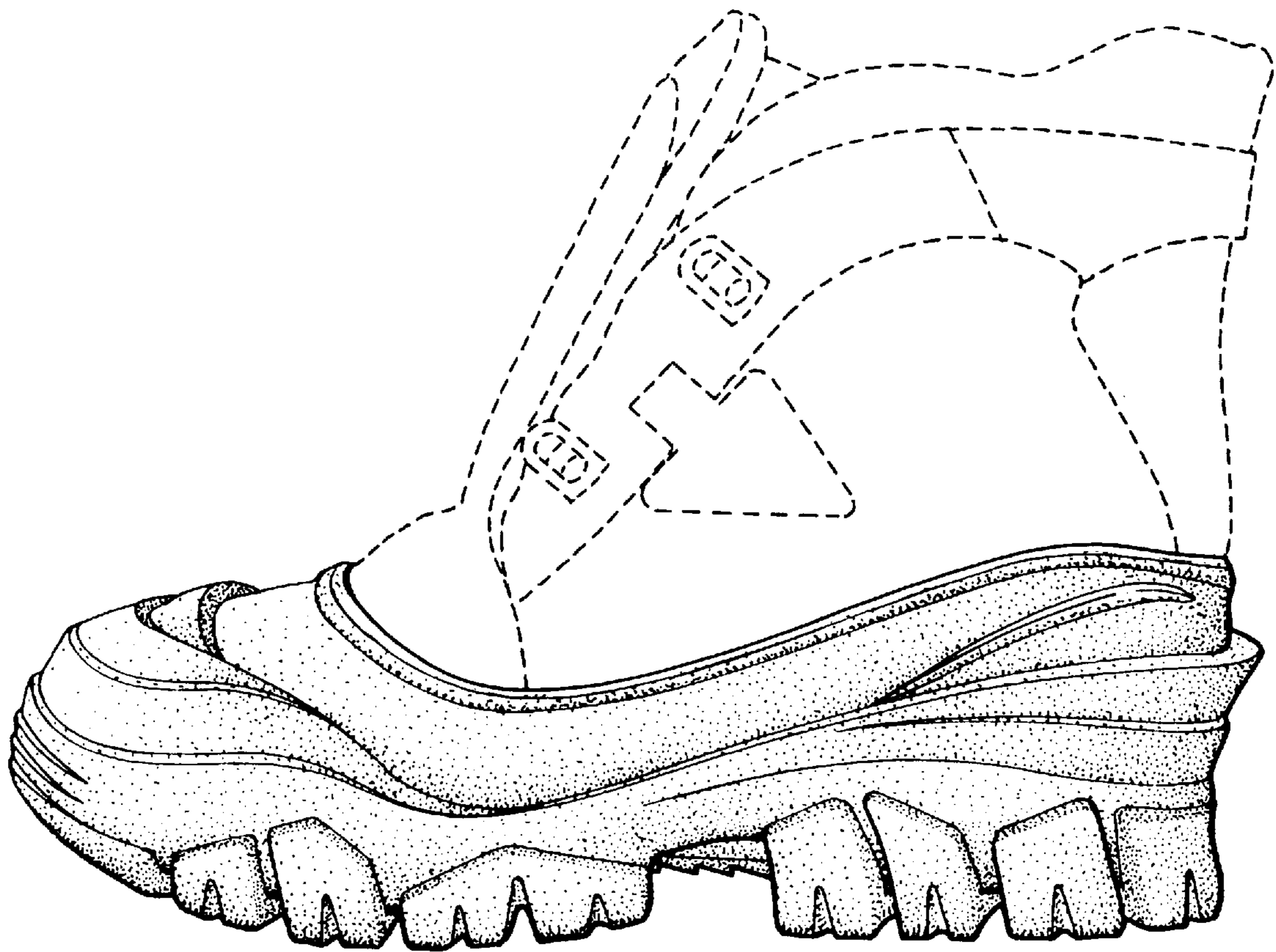


FIG. 2

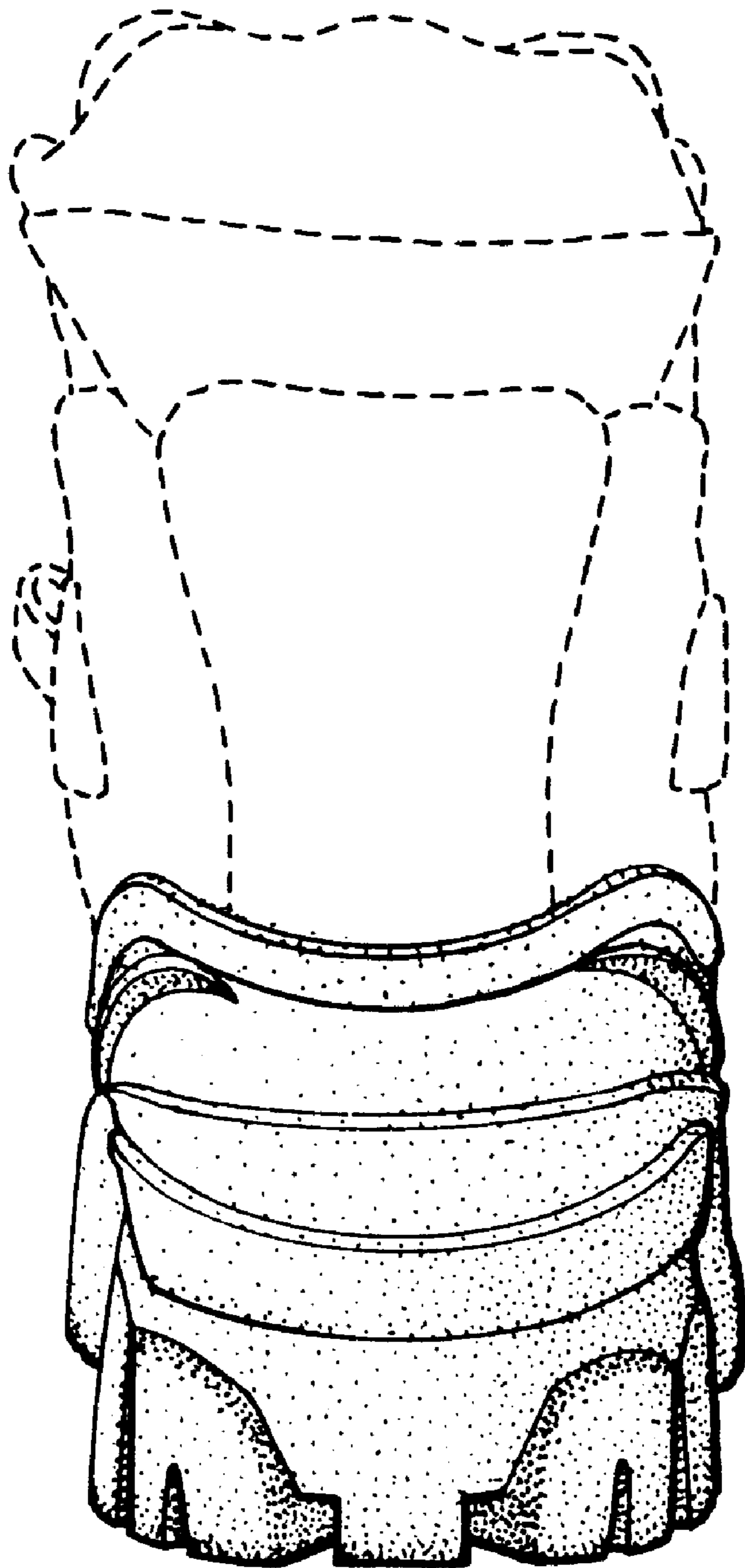


FIG. 3

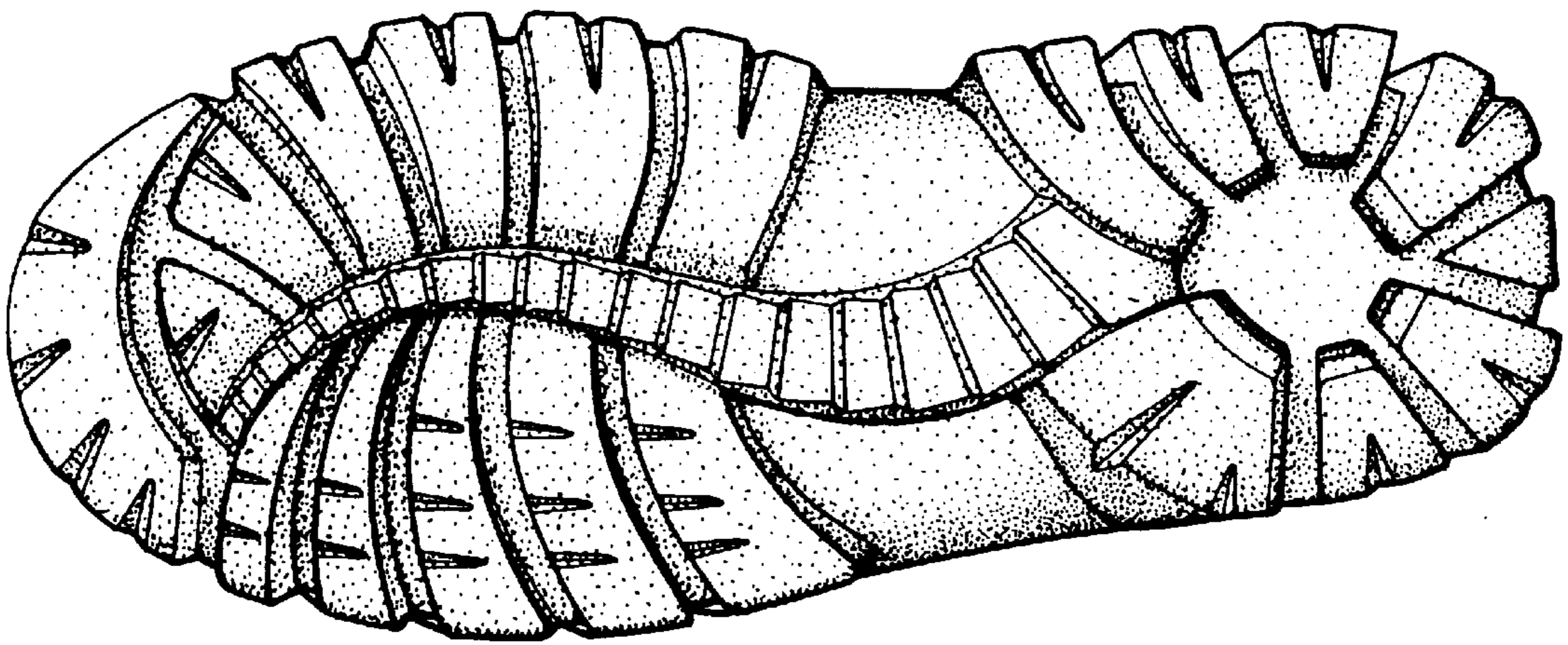


FIG. 4




FIG. 5