



US00D412771S

United States Patent [19] Kelley

[11] Patent Number: Des. 412,771

[45] Date of Patent: ** Aug. 17, 1999

[54] BOOT JACK

[76] Inventor: Grover Kelley, P.O. Box 566, Adelanto, Calif. 92301

[**] Term: 14 Years

[21] Appl. No.: 29/094,181

[22] Filed: Sep. 28, 1998

[51] LOC (6) Cl. 07-99

[52] U.S. Cl. D2/642

[58] Field of Search D34/31; D2/642,
D2/641; 241/34, 35, 37; 223/113, 114,
117, 120

[56] References Cited

U.S. PATENT DOCUMENTS

10,016	9/1853	Sumner	223/113
D. 102,043	11/1936	Westbrook	D2/642
110,743	1/1871	Crabtree	223/113
111,613	2/1871	Coleman	223/114
D. 204,230	4/1966	De Andre	D2/642
D. 220,231	3/1971	McKonald	D2/642
D. 226,245	1/1973	Cairns	D2/642
D. 275,814	10/1984	Windsor	D2/642
D. 287,542	1/1987	Wilkinson et al.	D2/642
D. 394,336	5/1998	Gillikin, Sr.	D2/642
582,484	5/1897	Pendergast	223/117

630,080	12/1899	Bisanz	223/114
735,925	8/1903	Winter	241/34
2,107,306	2/1938	Pollinger	241/34
2,462,611	2/1949	Bye	241/35
2,525,174	10/1950	Johnstone	223/113
2,883,097	4/1959	Scardamalia et al.	223/113
3,490,661	1/1970	Williams	223/114
3,526,346	9/1970	Drouillard et al.	223/113
4,760,942	8/1988	Kadar	223/114
5,152,439	10/1992	Simons	223/114

Primary Examiner—Susan J. Lucas
Assistant Examiner—Cynthia E. Ramirez
Attorney, Agent, or Firm—Goldstein & Canino

[57] CLAIM

The ornamental design for a boot jack, as shown and described.

DESCRIPTION

FIG. 1 is a diagrammatic perspective view of the boot jack. FIG. 2 is a front elevational view thereof. FIG. 3 is a rear elevational view thereof. FIG. 4 is a right side elevational view of the boot jack, the left side elevational view being a mirror image of the right side view. FIG. 5 is a top plan view thereof. and, FIG. 6 is a bottom plan view thereof.

1 Claim, 3 Drawing Sheets




FIG. 1




FIG. 2



FIG. 3

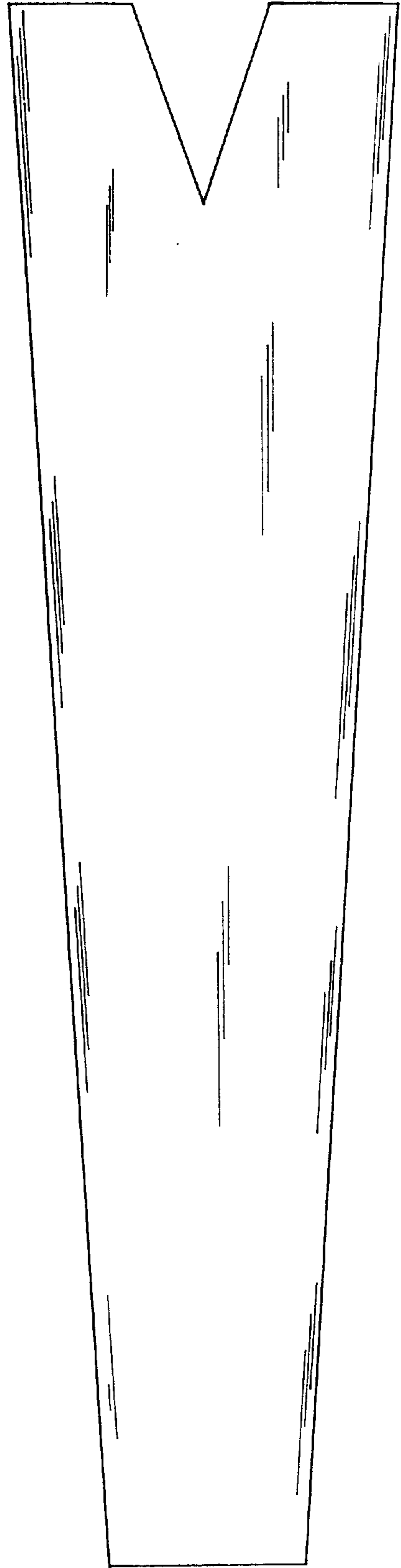


FIG. 4




FIG. 5

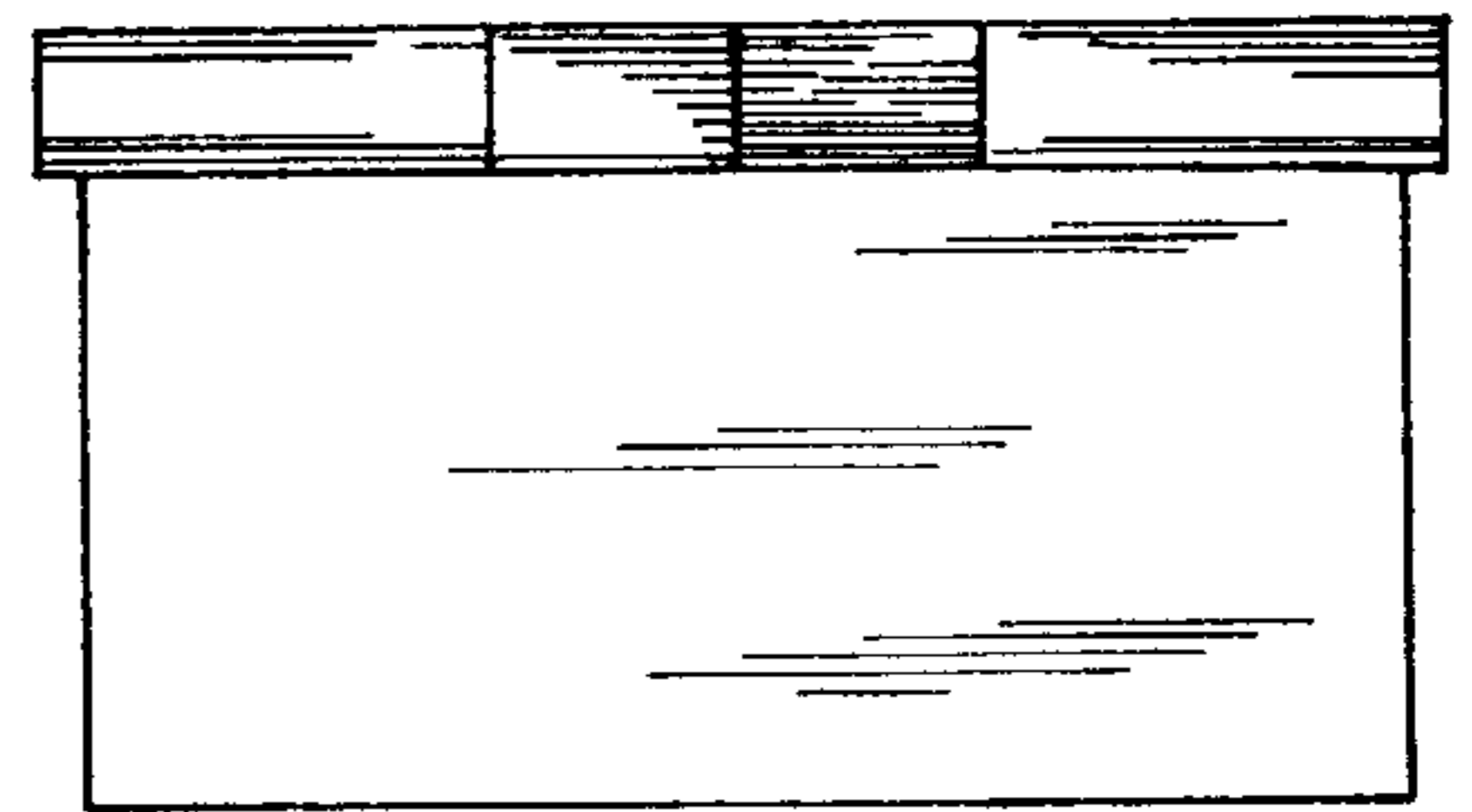


FIG. 6

