



US00D412757S

**United States Patent** [19]  
**Wolfrum**

[11] **Patent Number: Des. 412,757**

[45] **Date of Patent: \*\* Aug. 10, 1999**

[54] **FOUNDATION PANEL**

*Attorney, Agent, or Firm*—Brian D. Smith, P.C.

[76] Inventor: **Daryl R. Wolfrum**, 607 Pioneer Rd.,  
Grand Junction, Colo. 81504

[57] **CLAIM**

The ornamental design for my foundation panel, as shown and described.

[\*\*] Term: **14 Years**

**DESCRIPTION**

[21] Appl. No.: **29/081,102**

FIG. 1 is a perspective view of my design for a foundation panel;

[22] Filed: **Dec. 24, 1997**

FIG. 2 is a left side elevational view of the foundation panel of FIG. 1;

[51] **LOC (6) Cl.** ..... **25-01**

[52] **U.S. Cl.** ..... **D25/138**

[58] **Field of Search** ..... 52/169.1, 169.8,  
52/169.9, 169.12, DIG. 3, 293.3; D25/138,  
199

FIG. 3 is a right side elevational view of the foundation panel of FIG. 1;

FIG. 4 is a top plan view of the foundation panel of FIG. 1;

FIG. 5 is a rear elevational view of the foundation panel of FIG. 1;

[56] **References Cited**

**U.S. PATENT DOCUMENTS**

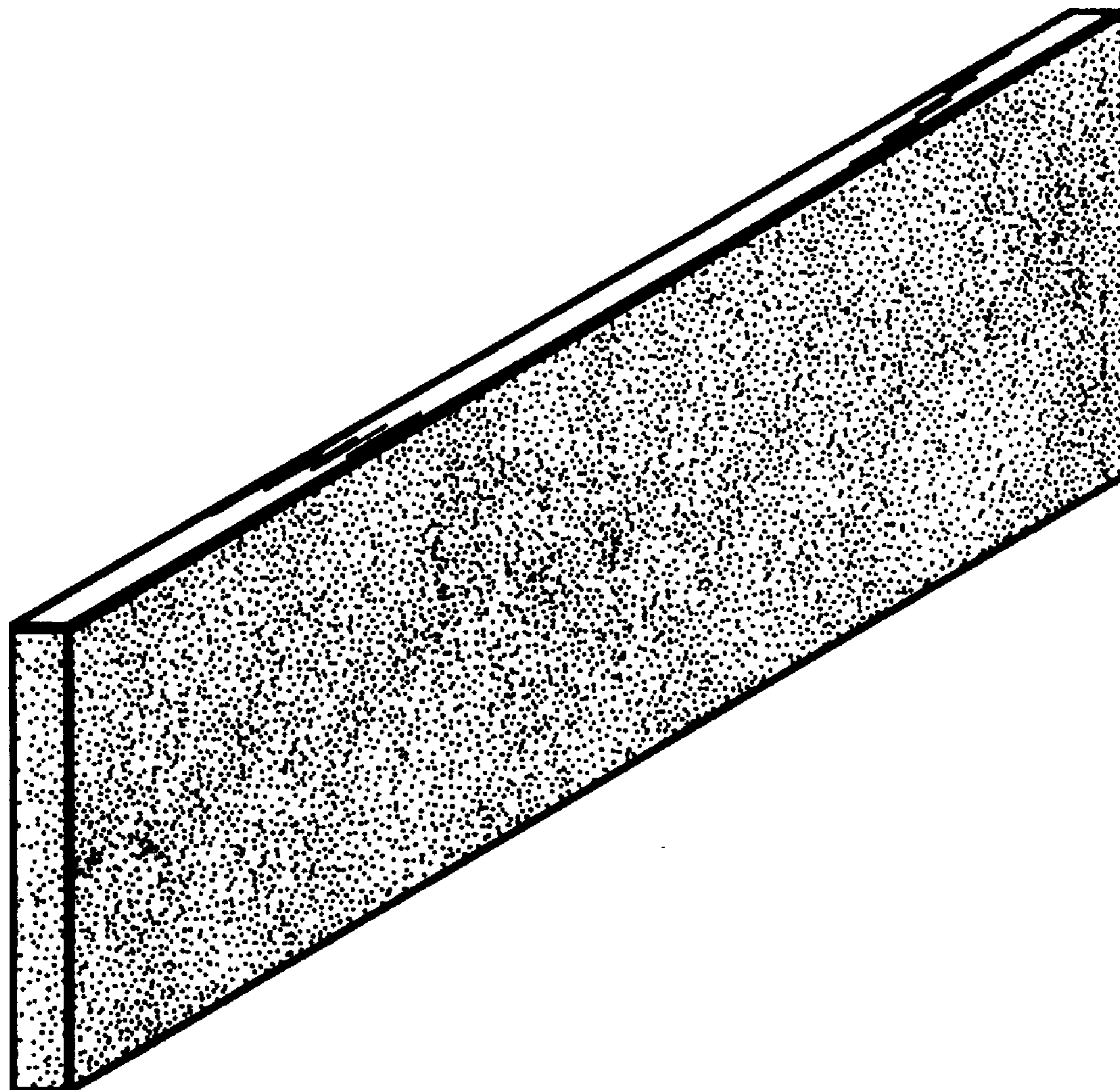
D. 354,821	1/1995	Janesky	.....	D25/138
2,539,279	1/1951	Shannon	.....	52/293.3
5,638,651	6/1997	Ford	.....	52/293.3

FIG. 6 is a bottom plan view of the foundation panel of FIG. 1; and,

FIG. 7 is a front elevational view of the foundation panel of FIG. 1.

*Primary Examiner*—Doris Clark

**1 Claim, 1 Drawing Sheet**



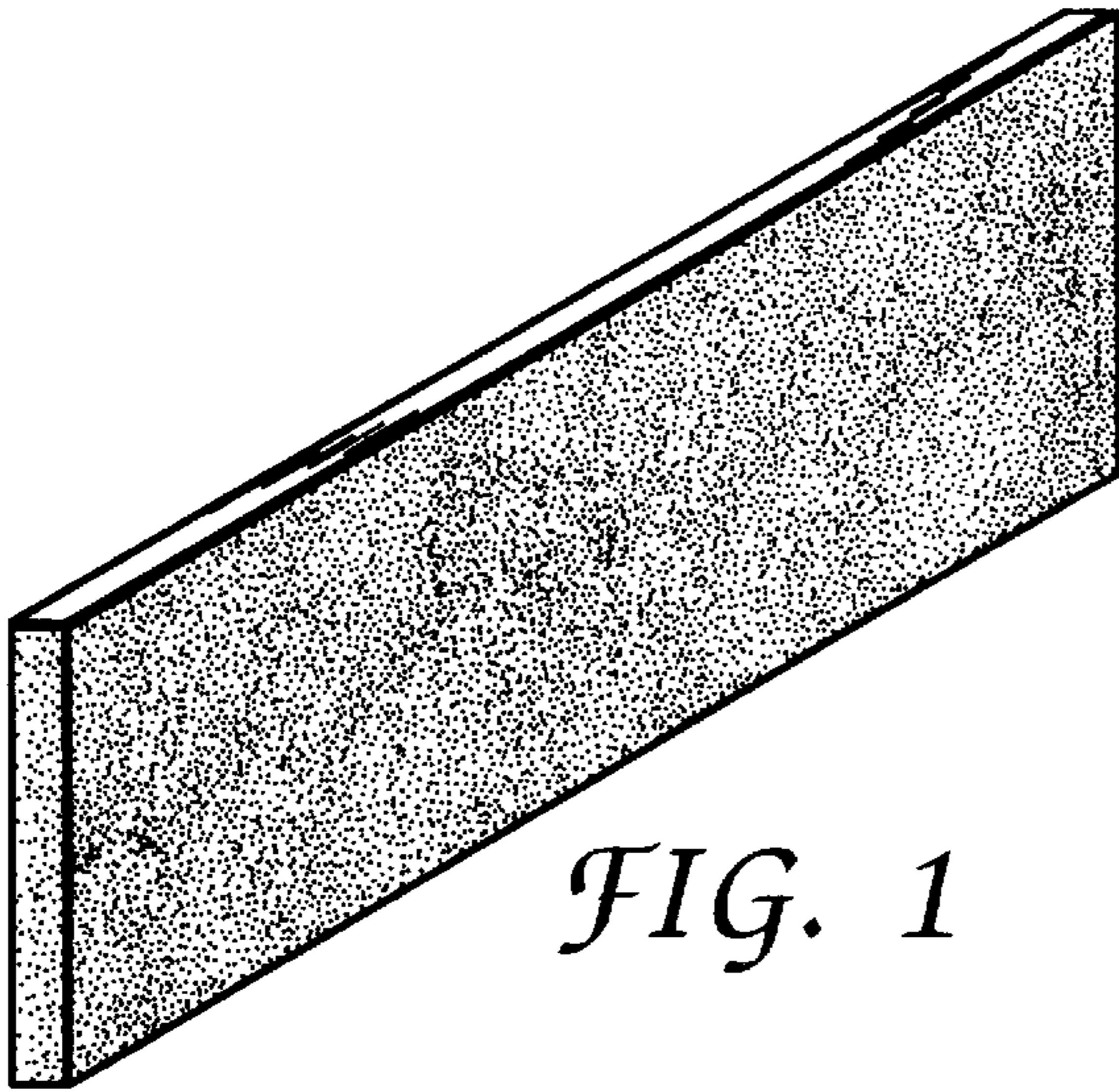


FIG. 1



FIG. 2



FIG. 3



FIG. 4

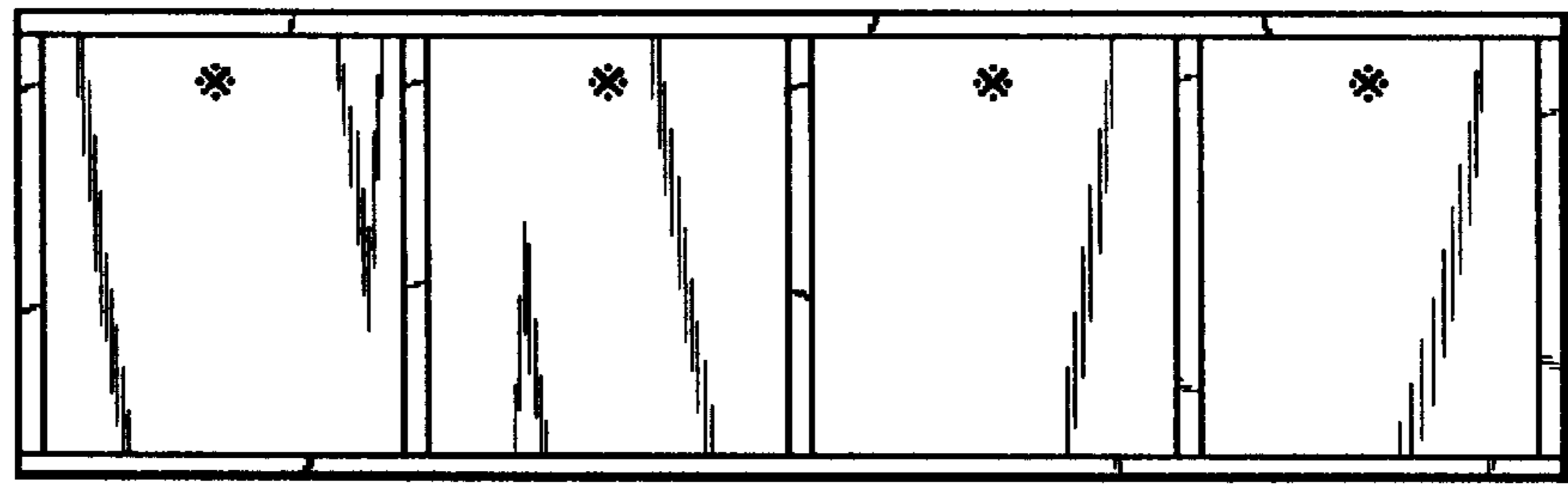


FIG. 5



FIG. 6




FIG. 7