



US00D412721S

United States Patent [19]
DeFelice

[11] **Patent Number: Des. 412,721**

[45] **Date of Patent: ** Aug. 10, 1999**

[54] **MERCHANDISING STRIP**

[75] Inventor: **Anthony T. DeFelice**, Canton, Ohio

[73] Assignee: **MCA Sign**, Massillon, Ohio

[**] Term: **14 Years**

[21] Appl. No.: **29/085,819**

[22] Filed: **Mar. 31, 1998**

[51] **LOC (6) Cl.** **20-02**

[52] **U.S. Cl.** **D20/42**

[58] **Field of Search** D20/10, 42, 43,
D20/19; D6/467, 468; 206/463, 462, 471,
486; 211/72

[56] **References Cited**

U.S. PATENT DOCUMENTS

D. 326,571	6/1992	Boden et al.	D6/467 X
5,199,578	4/1993	Pendergraph et al.	211/72
5,249,683	10/1993	Baucom	206/462 X
5,366,777	11/1994	Brown et al.	428/43

Primary Examiner—Susan J. Lucas
Assistant Examiner—Jennifer Rivard
Attorney, Agent, or Firm—Sand & Sebolt

[57] **CLAIM**

The ornamental design for a merchandising strip, as shown and described.

DESCRIPTION

FIG. 1 is a front perspective view of the first embodiment of the merchandising strip of the present invention;

FIG. 2 is a front elevational view thereof, the rear elevational view of which is a mirror image, shown in its intended environment, indicating in dash lines a cardboard carton intended to be carried by the merchandising strip of the present invention;

FIG. 3 is a right elevational view thereof, the left side elevational view of which is a mirror image, shown in its intended environment, indicating in dash lines a cardboard carton intended to be carried by the merchandising strip of the present invention;

FIG. 4 is a top view thereof;

FIG. 5 is a bottom view thereof;

FIG. 6 is a front perspective view of the second embodiment of the merchandising strip;

FIG. 7 is a front elevational view thereof, the rear elevational view of which is a mirror image, shown in its intended environment, indicating in dash lines a cardboard carton intended to be carried by the merchandising strip of the present invention;

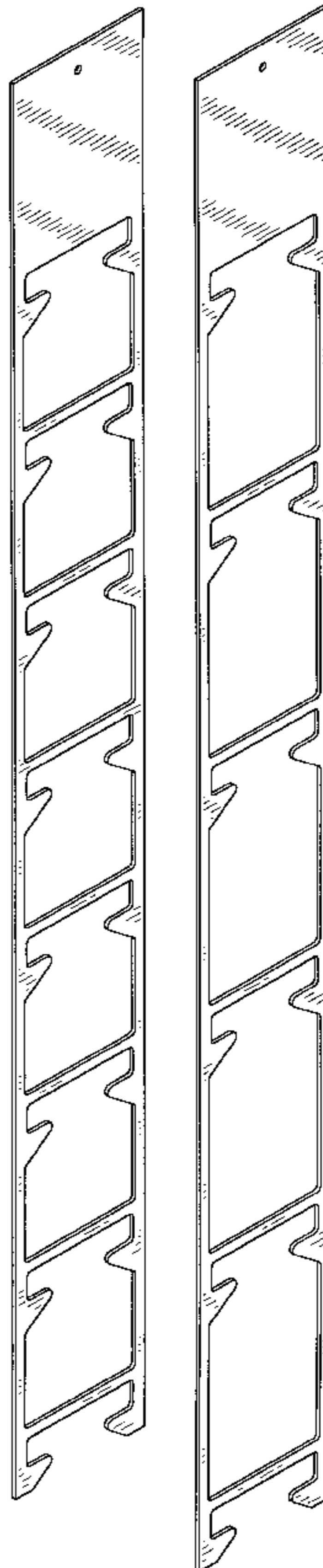
FIG. 8 is a right side elevational view thereof, the left side elevational view of which is a mirror, shown in its intended environment, indicating in dash lines a cardboard carton intended to be carried by the merchandising strip of the present invention;

FIG. 9 is a top plan view thereof; and,

FIG. 10 is a bottom view thereof.

The broken lines are shown for illustrative purposes only and form no part of the claimed design.

1 Claim, 3 Drawing Sheets



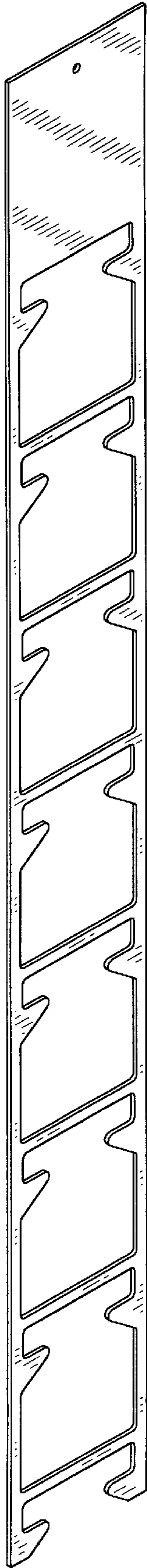


FIG-1

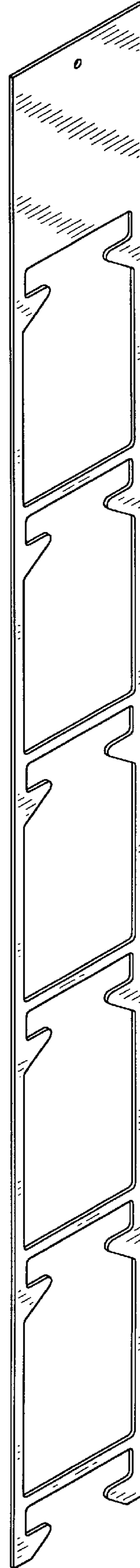


FIG-6

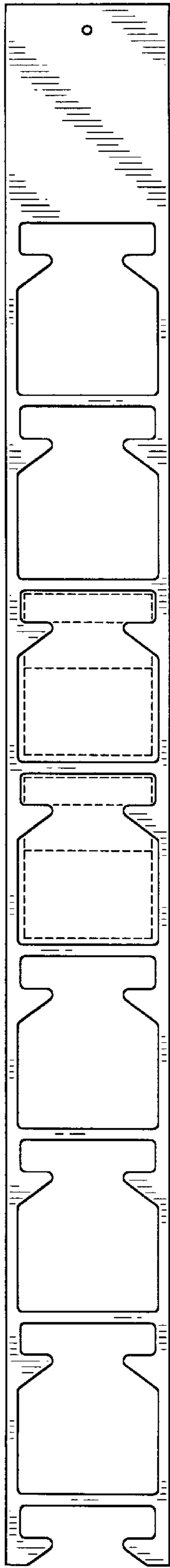


FIG-2

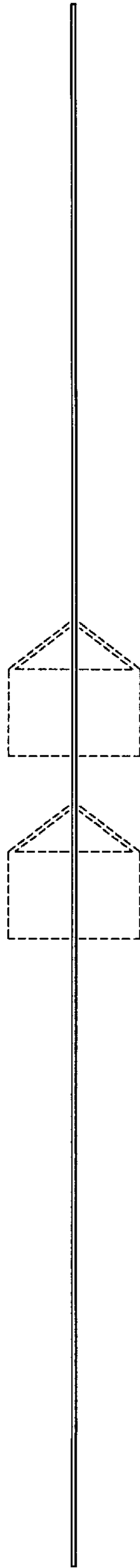


FIG-3



FIG-4

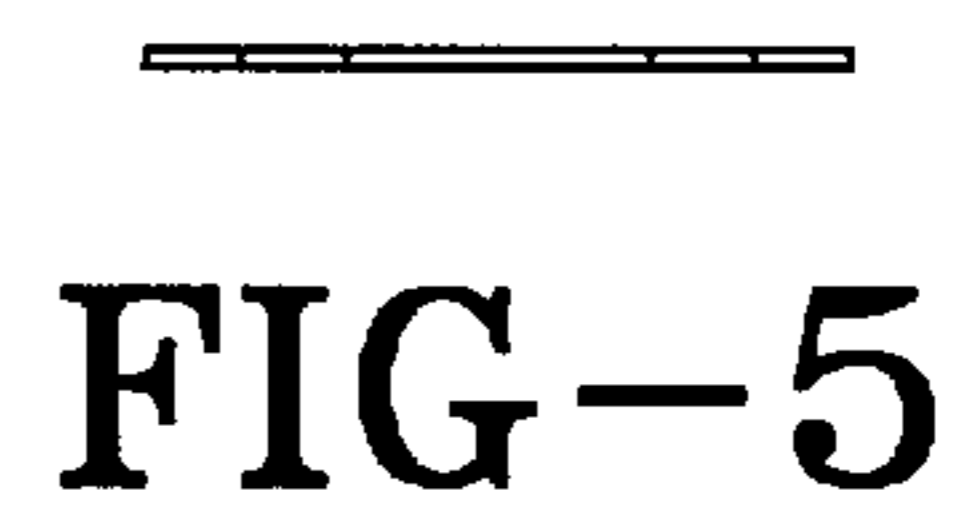


FIG-5

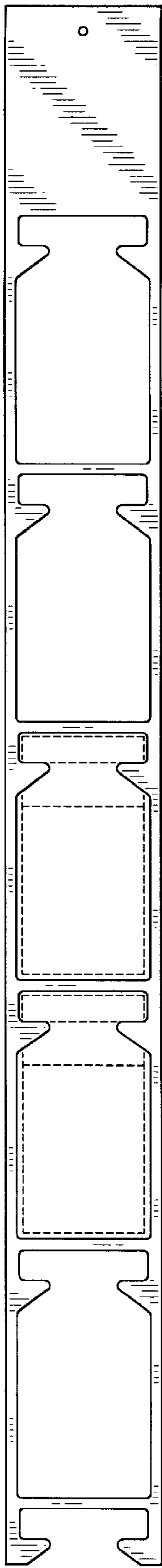


FIG-7

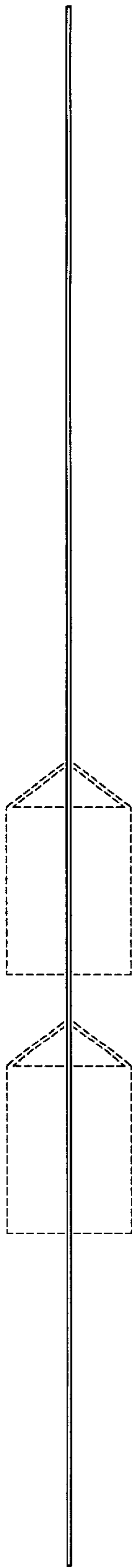


FIG-8

FIG-9

FIG-10