



US00D412718S

# United States Patent [19] Waldinger

[11] **Patent Number: Des. 412,718**

[45] **Date of Patent: \*\* Aug. 10, 1999**

[54] **WRITING INSTRUMENT**

[75] Inventor: **Richard Waldinger**, Boca Raton, Fla.

[73] Assignee: **Walker Classics, Inc.**, North Miami Beach, Fla.

[\*\*] Term: **14 Years**

[21] Appl. No.: **29/096,569**

[22] Filed: **Nov. 16, 1998**

[51] **LOC (6) Cl.** ..... **19-06**

[52] **U.S. Cl.** ..... **D19/48; D19/51; D19/56**

[58] **Field of Search** ..... D19/35, 36, 41-51,  
D19/53-58, 81-85; 401/6, 7, 88, 99, 100,  
103, 104, 106, 110, 111-116, 209

[56] **References Cited**

**U.S. PATENT DOCUMENTS**

D. 138,499	8/1944	Beckstrom	.....	D19/49
D. 159,095	6/1950	Peterson et al.	.....	D19/51
D. 269,189	5/1983	Sakaoka	.....	D19/48
D. 286,791	11/1986	Booker	.....	D19/51
D. 314,978	2/1991	Oka	.....	D19/48

D. 324,067	2/1992	Katami	.....	D19/43 X
D. 329,461	9/1992	Katami	.....	D19/51
D. 403,706	1/1999	Fukami	.....	D19/48 X
2,427,068	9/1947	Randolph	.....	401/106

*Primary Examiner*—Martie K. Holtje  
*Attorney, Agent, or Firm*—Stoll, Miskin, Previto & Badie;  
Howard C. Miskin


[57] **CLAIM**


The ornamental design for a writing instrument, as shown and described.

**DESCRIPTION**

FIG. 1 is a perspective showing my new design; FIG. 2 is a right side elevational view of FIG. 1; FIG. 3 is a left side elevational view of FIG. 1; FIG. 4 is a rear elevational view of FIG. 1; FIG. 5 is a front elevational view of FIG. 1; FIG. 6 is a top plan view of FIG. 1; FIG. 7 is a bottom plain view of FIG. 1; and, FIG. 8 is a perspective view showing the ball-point pen element retracted (not visible).

**1 Claim, 4 Drawing Sheets**





**FIG. 1**




FIG. 2

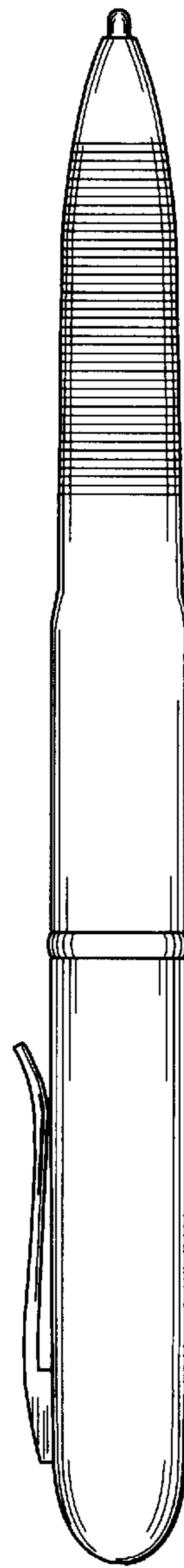


FIG. 3



FIG. 4



FIG. 5




FIG. 6




FIG. 7

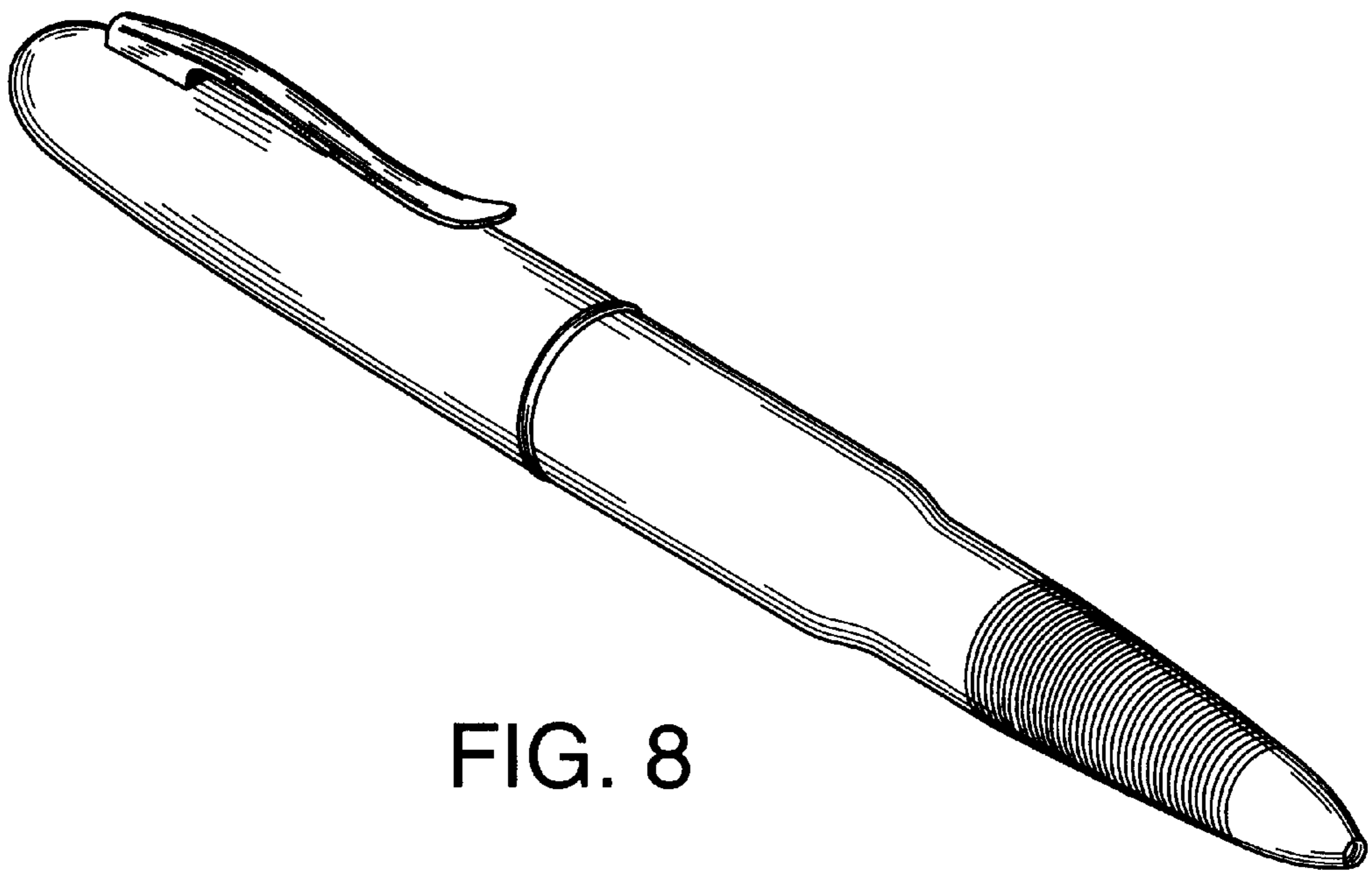


FIG. 8