



US00D412708S

United States Patent [19] Okon

[11] **Patent Number: Des. 412,708**

[45] **Date of Patent: ** Aug. 10, 1999**

[54] **MICROPHONE**

D. 310,368 9/1990 Dergaag et al. D14/225 X

[75] Inventor: **Sarra Okon, Skokie, Ill.**

OTHER PUBLICATIONS

[73] Assignee: **Shure Brothers Incorporated, Evanston, Ill.**

Grossman Music Corp., p. 466, Kent microphone model No. M-23, Crystal Microphone, Mar. 1968.

[**] Term: **14 Years**

Primary Examiner—Nanda Bondade
Attorney, Agent, or Firm—Banner & Witcoff, Ltd.

[21] Appl. No.: **29/067,201**

[57] CLAIM

[22] Filed: **Feb. 21, 1997**

The ornamental design for a microphone, as shown and described.

[51] **LOC (6) Cl. 14-01**

[52] **U.S. Cl. D14/228**

[58] **Field of Search** D14/206, 223,
D14/224, 225-229, 299; 181/158, 242;
381/91, 122, 168, 169, 170

DESCRIPTION

[56] References Cited

U.S. PATENT DOCUMENTS

D. 198,850 8/1964 Nicholas et al. D14/227
D. 199,398 10/1964 Freeman D14/227
D. 302,158 7/1989 Kubota D14/225

FIG. 1 is a front view of a microphone, showing my new design;

FIG. 2 is a right side view thereof;

FIG. 3 is a left side view thereof;

FIG. 4 is a back view thereof;

FIG. 5 is a top plan view thereof; and,

FIG. 6 is a bottom plan view thereof.

1 Claim, 2 Drawing Sheets




FIG.1




FIG.2




FIG.3




FIG.4

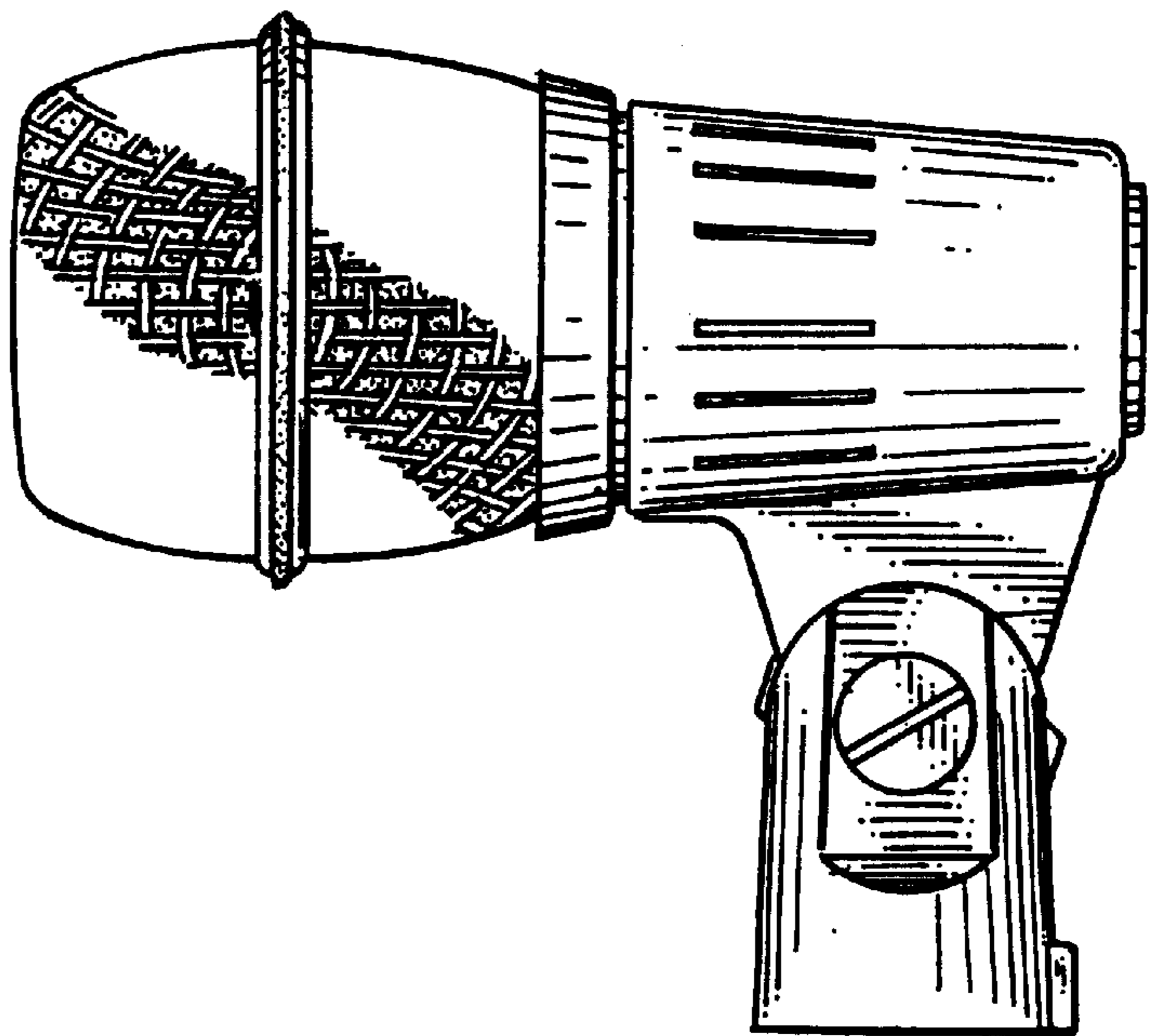


FIG. 5




FIG. 6

