



US00D412707S

# United States Patent [19] Renk

[11] **Patent Number: Des. 412,707**

[45] **Date of Patent: \*\* Aug. 10, 1999**

[54] **ENTERTAINMENT SYSTEM COMPONENT**

D. 307,741	5/1990	Gilbert	.....	D13/162
3,289,048	11/1966	Allegretti et al.	.....	361/728
3,523,217	8/1970	Stiles	.....	361/679
5,197,707	3/1993	Kohan	.....	248/638

[75] Inventor: **Thomas Edward Renk**, Indianapolis, Ind.

[73] Assignee: **Thomson Consumer Electronics, Inc.**, Indianapolis, Ind.

[\*\*] Term: **14 Years**

*Primary Examiner*—Adir Aronovich  
*Attorney, Agent, or Firm*—Woodard, Emhardt, Naughton, Moriarty & McNett

[21] Appl. No.: **29/085,725**

[22] Filed: **Mar. 30, 1998**

[51] **LOC (6) Cl.** ..... **14-02**

[52] **U.S. Cl.** ..... **D14/217; D14/107; D14/124**

[58] **Field of Search** ..... D13/162, 162.1;  
D14/107, 114, 124, 217, 299; 361/679,  
728

### [57] CLAIM

The ornamental design for an entertainment system component, as shown and described.

### DESCRIPTION

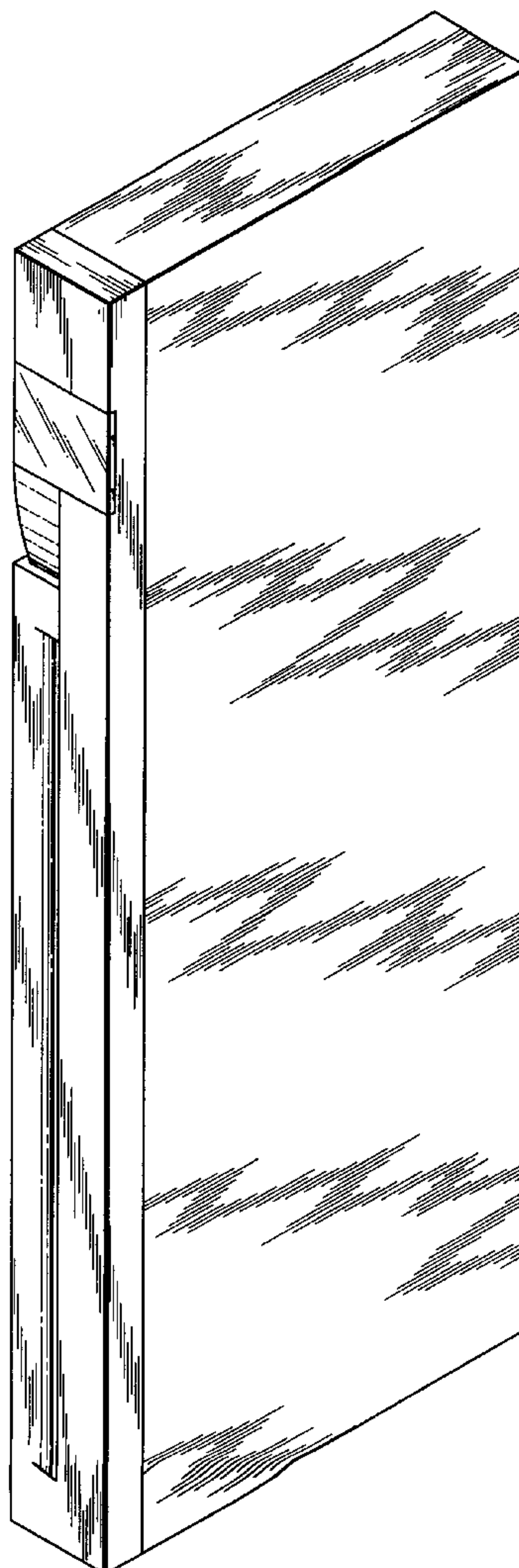
FIG. 1 is a front elevational view of an entertainment system component showing my new design; FIG. 2 is a rear elevational view thereof; FIG. 3 is a right side elevational view thereof; FIG. 4 is a left side elevational view thereof; FIG. 5 is a top plan view thereof; and, FIG. 6 is a front, right, and top perspective view thereof. The bottom view forms no part of the claimed design.

### [56] References Cited

#### U.S. PATENT DOCUMENTS

D. 207,638	5/1967	Clement, Jr.	.....	D13/162
D. 286,633	11/1986	Pauser	.....	D14/299

**1 Claim, 6 Drawing Sheets**






Fig. 1

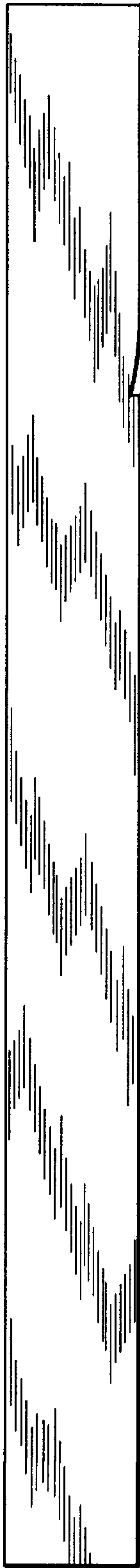


Fig. 2

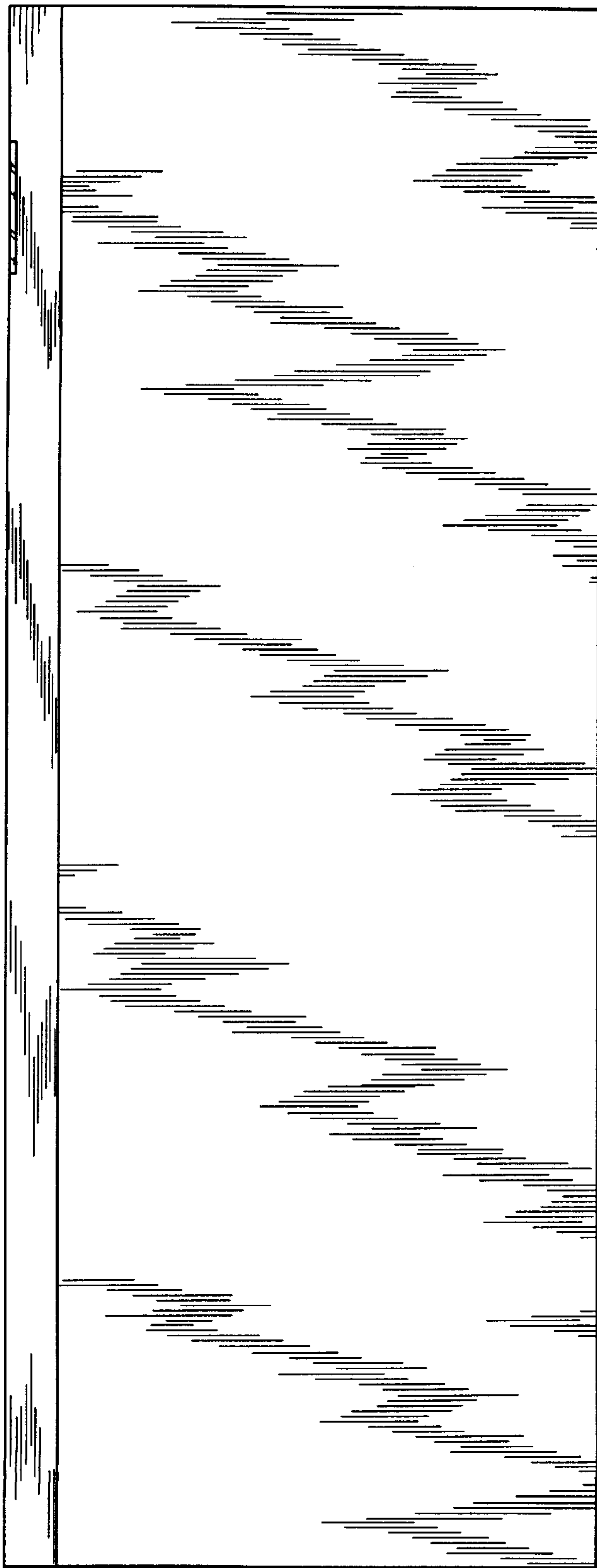


Fig. 3

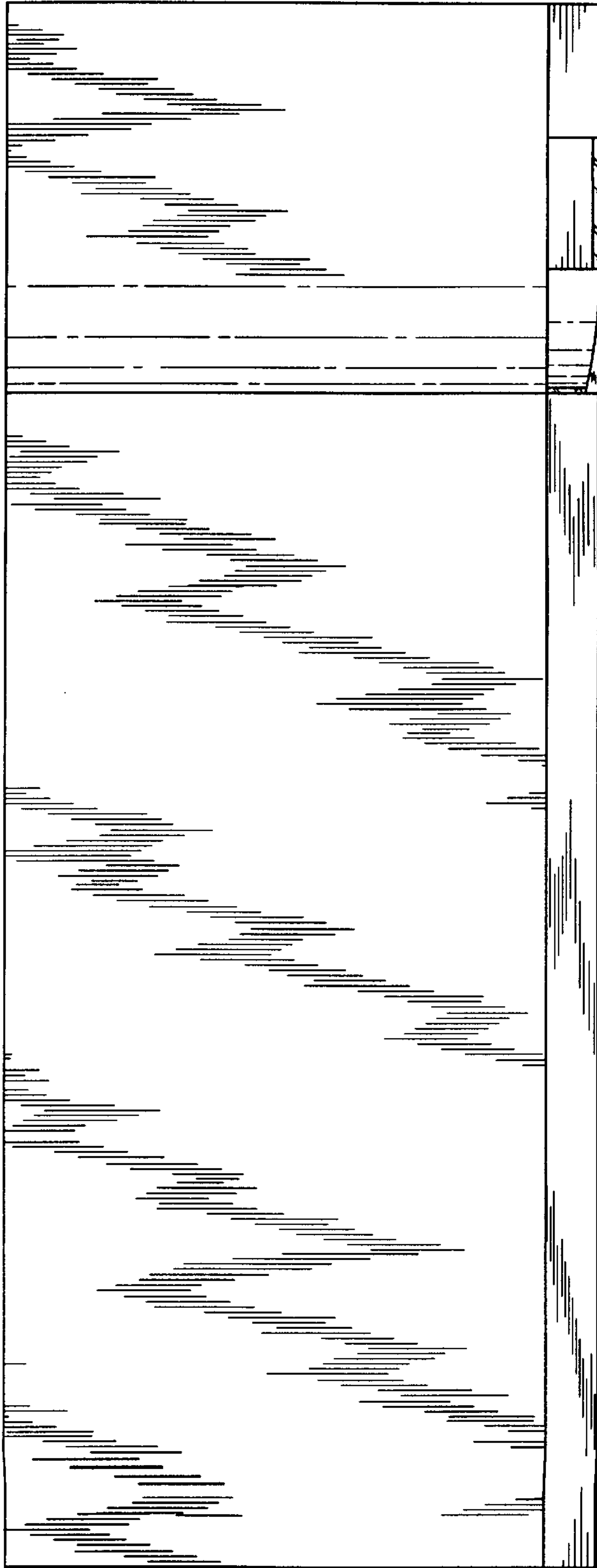



Fig. 4



**Fig. 5**

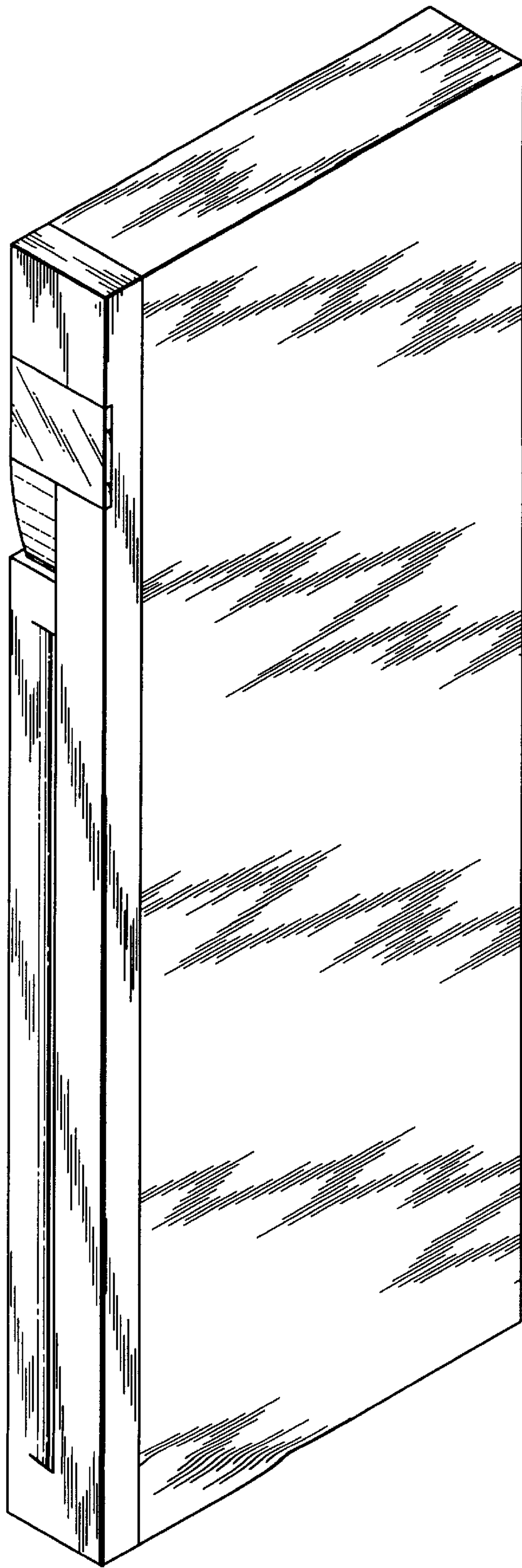


Fig. 6