



US00D412697S

United States Patent [19] Byrne

[11] **Patent Number: Des. 412,697**
[45] **Date of Patent: ** Aug. 10, 1999**

[54] **LARGE LIFT-UP WITH COVER**

[76] Inventor: **Norman R. Byrne**, 2736 Honey Creek NE., Ada, Mich. 49301

[**] Term: **14 Years**

[21] Appl. No.: **29/099,411**

[22] Filed: **Jan. 21, 1999**

Related U.S. Application Data

[62] Division of application No. 29/072,534, Jun. 19, 1997, Pat. No. Des. 405,052.

[51] **LOC (6) Cl. 13-03**

[52] **U.S. Cl. D13/139.4**

[58] **Field of Search D13/137.1-137.4, D13/139.1-139.8, 146-147; 74/48, 55, 56, 57, 58; 439/131, 214, 215, 535, 544, 571**

4,059,321	11/1977	Rasmussen et al. .
4,272,643	6/1981	Carroll et al. .
4,372,629	2/1983	Propst et al. .
4,511,198	4/1985	Mitchell .
4,551,577	11/1985	Byrne .
4,747,788	5/1988	Byrne .
4,792,881	12/1988	Wilson et al. .
4,828,513	5/1989	Morrison et al. .
4,984,982	1/1991	Brownlie et al. .
5,023,396	6/1991	Bartee et al. .
5,114,365	5/1992	Thompson et al. .
5,122,069	6/1992	Brownlie et al. .
5,230,552	7/1993	Schipper et al. .
5,231,562	7/1993	Pierce et al. .
5,351,173	9/1994	Byrne .
5,575,668	11/1996	Timmerman .
5,705,772	1/1998	Brown .
5,888,078	3/1999	Lecreux et al. 439/131

Primary Examiner—Alan P. Douglas
Assistant Examiner—Jennifer Rivard
Attorney, Agent, or Firm—Varnum, Riddering Schmidt & Howlett llp

[56] **References Cited**

U.S. PATENT DOCUMENTS

D. 353,363	12/1994	Toby .
D. 355,890	2/1995	Lentz .
D. 370,622	6/1996	Byrne .
D. 372,018	7/1996	Byrne .
D. 405,052	2/1999	Byrne D13/139.4
676,622	6/1901	Gochnauer .
2,811,574	10/1957	Guerrero .
2,861,857	11/1958	Lee et al. .
3,131,512	5/1964	MacLeod, Jr. .
3,353,137	11/1967	Miller .
3,433,886	3/1969	Myers .
3,622,684	11/1971	Press .
3,646,244	2/1972	Cole .
3,794,956	2/1974	Dubreuil .
3,892,095	7/1975	Vankuik et al. .
3,972,579	8/1976	Kohaut .
3,992,070	11/1976	Dunn et al. .

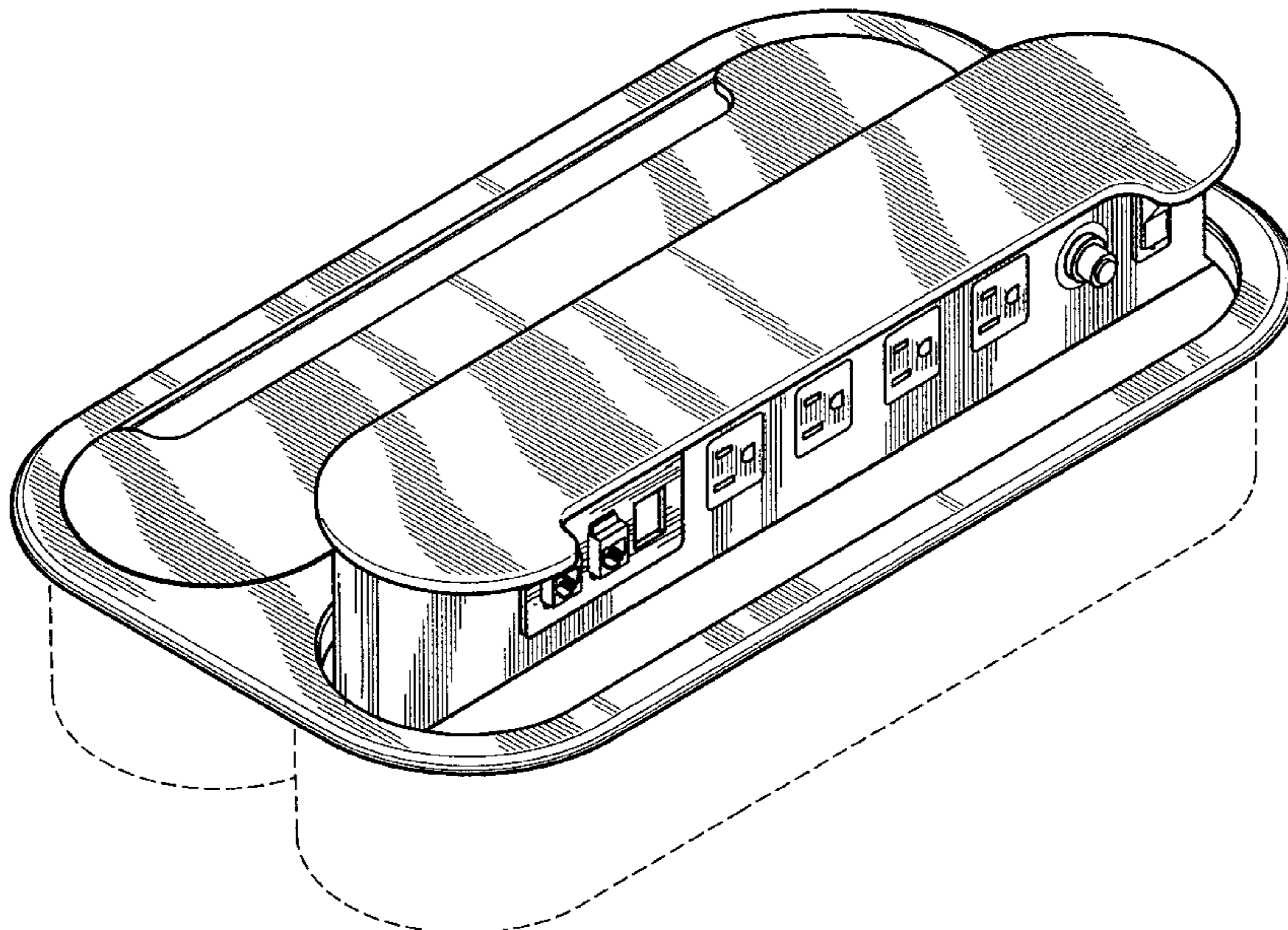
[57] **CLAIM**

I claim, the ornamental design for large lift-up with cover, as shown and described.

DESCRIPTION

FIG. 1 is a perspective view of a large lift-up with cover, according to my design; the opposite perspective view is a mirror image;
FIG. 2 is a front elevational view thereof; and,
FIG. 3 is a top plan view thereof.
The broken lines are shown for illustrative purposes and form no part of the claimed design.
The surface(s) or portion(s) of the article not shown in the drawing or described in the specification form(s) no part of the claimed design.

1 Claim, 2 Drawing Sheets



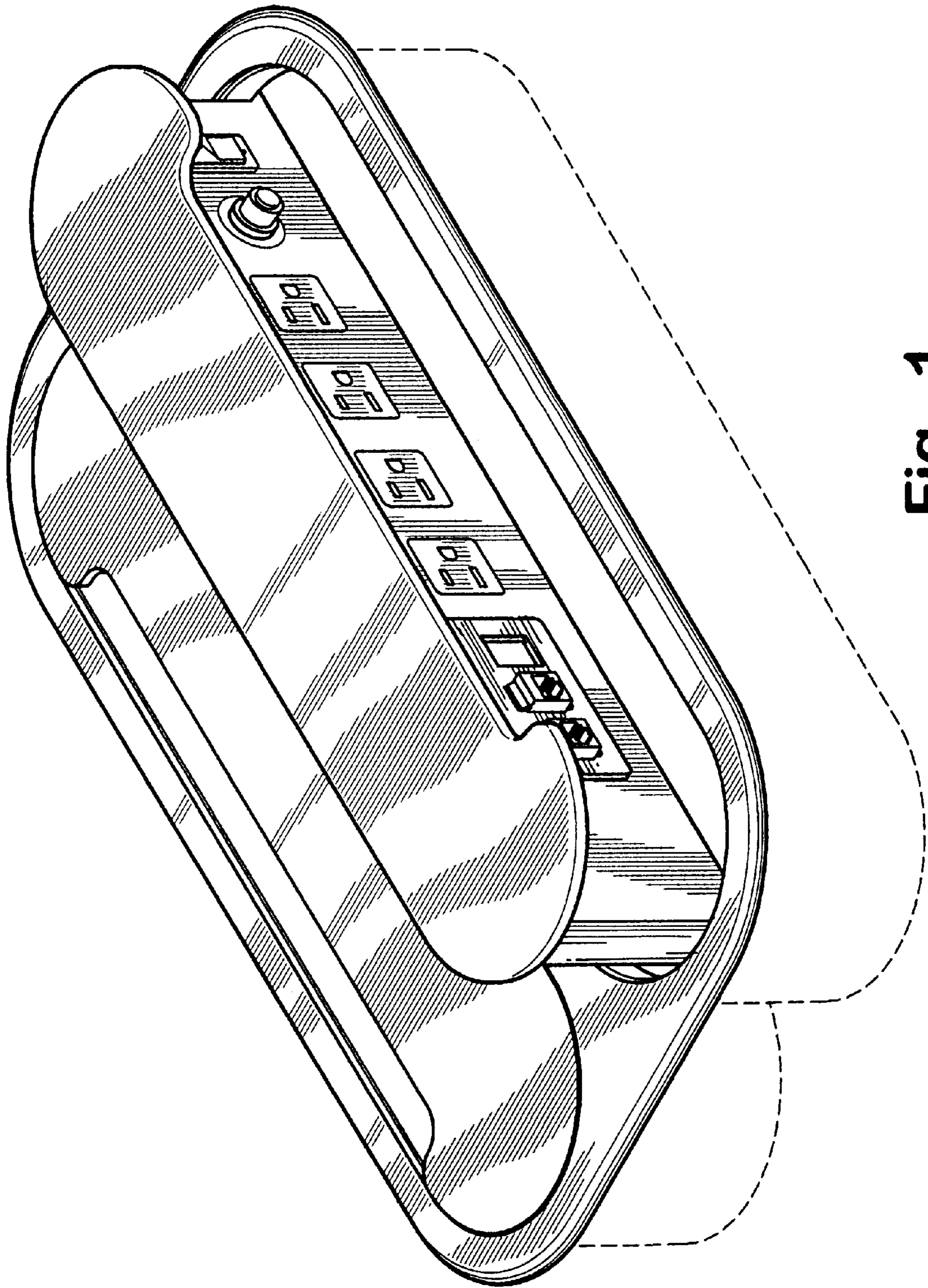


Fig. 1

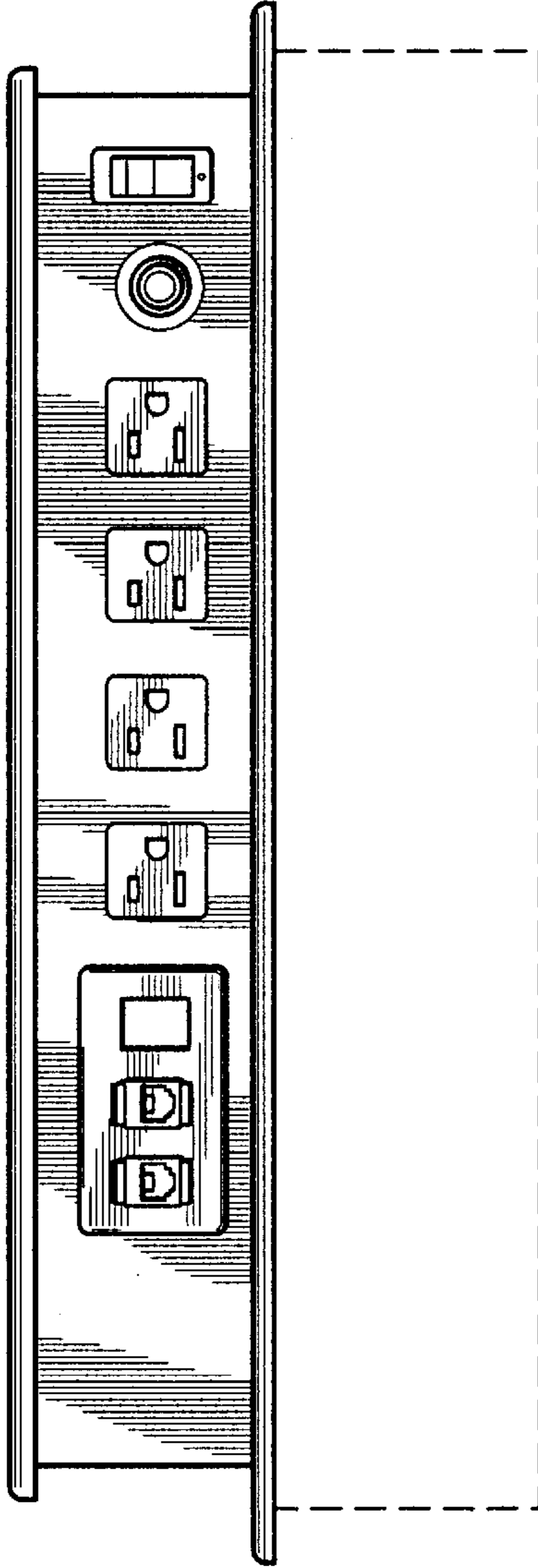


Fig. 2




Fig. 3