



US00D412695S

# United States Patent [19] Byrne

[11] Patent Number: Des. 412,695

[45] Date of Patent: \*\* Aug. 10, 1999

[54] LARGE LIFT-UP WITH COVER

[76] Inventor: Norman R. Byrne, 2736 Honey Creek, NE., Ada, Mich. 49301

[\*\*] Term: 14 Years

[21] Appl. No.: 29/099,408

[22] Filed: Jan. 21, 1999

### Related U.S. Application Data

[62] Division of application No. 29/072,534, Jun. 19, 1997, Pat. No. Des. 405,052.

[51] LOC (6) Cl. .... 13-03

[52] U.S. Cl. .... D13/139.4

[58] Field of Search ..... D13/137.1-137.4,  
D13/139.1-139.8, 146-147; 174/48, 55,  
56, 57, 58; 439/131, 214, 215, 535, 544,  
571

3,992,070	11/1976	Dunn et al. .
4,059,321	11/1977	Rasmussen et al. .
4,272,643	6/1981	Carroll et al. .
4,372,629	2/1983	Propst et al. .
4,511,198	4/1985	Mitchell et al. .
4,551,577	11/1985	Byrne .
4,747,788	5/1988	Byrne .
4,792,881	12/1988	Wilson et al. .
4,828,513	5/1989	Morrison et al. .
4,984,982	1/1991	Brownlie et al. .
5,023,396	6/1991	Bartee et al. .
5,114,365	5/1992	Thompson et al. .
5,122,069	6/1992	Brownlie et al. .
5,230,552	7/1993	Schipper et al. .
5,231,562	7/1993	Pierce et al. .
5,351,173	9/1994	Byrne .
5,575,668	11/1996	Timmerman .
5,705,772	1/1998	Brown .
5,888,078	3/1999	Lecreux et al. .... 439/131

Primary Examiner—Susan J. Lucas  
Assistant Examiner—Jennifer Rivard  
Attorney, Agent, or Firm—Varnum, Riddering, Schmidt & Howlett LLP

### [56] References Cited

#### U.S. PATENT DOCUMENTS

D. 353,363	12/1994	Toby .
D. 355,890	2/1995	Lentz .
D. 370,622	6/1996	Byrne .
D. 372,018	7/1996	Byrne .
D. 405,052	2/1999	Byrne ..... D13/139.4
676,622	6/1901	Gochnauer .
2,811,574	10/1957	Guerrero .
2,861,857	11/1958	Lee et al. .
3,131,512	5/1964	MacLeod, Jr. .
3,353,137	11/1967	Miller .
3,433,886	3/1969	Meyers .
3,622,684	11/1971	Press .
3,646,244	2/1972	Cole .
3,794,956	2/1974	Dubreuil .
3,892,095	7/1975	Vankuik et al. .
3,972,579	8/1976	Kohaut .

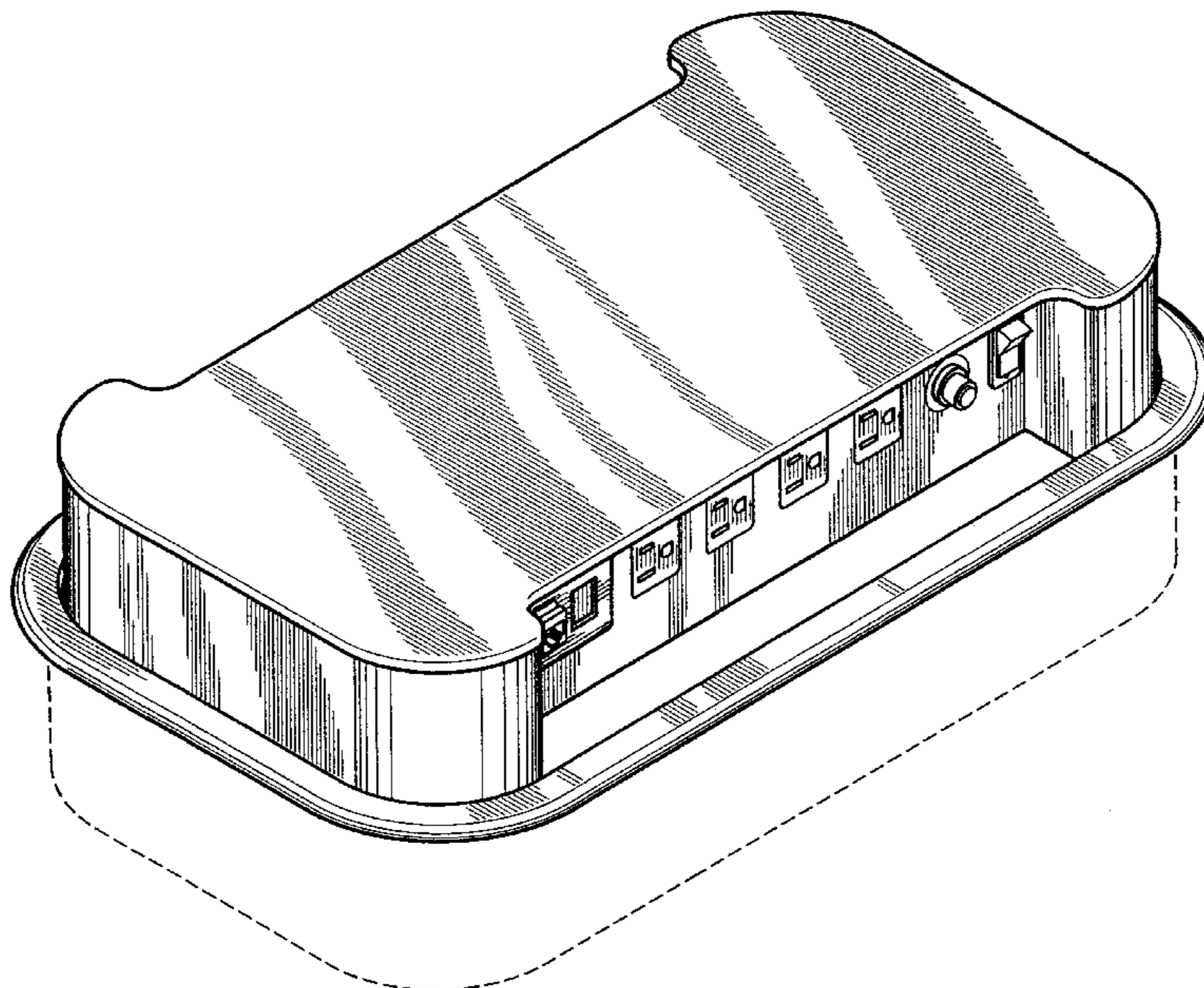
### [57] CLAIM

I claim, the ornamental design for large lift-up with cover, as shown and described.

### DESCRIPTION

FIG. 1 is a perspective view of a large lift-up with cover, according to my design; the opposite perspective view is a mirror image;  
FIG. 2 is a left side elevational view thereof, the right side elevational view is a mirror image; and,  
FIG. 3 is a top plan view thereof.  
The broken lines are shown for illustrative purposes only and form no part of the claimed design.

1 Claim, 2 Drawing Sheets



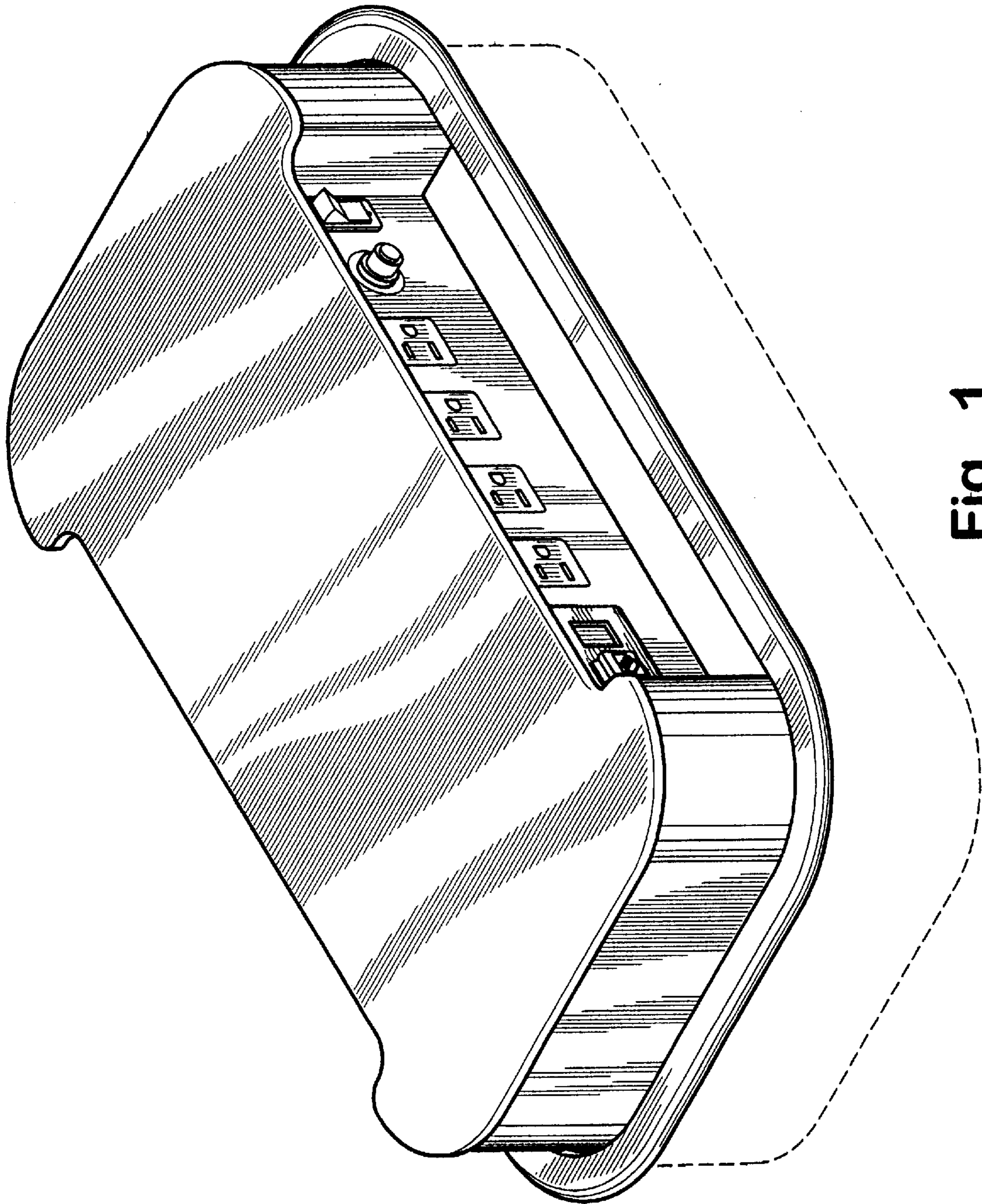


Fig. 1

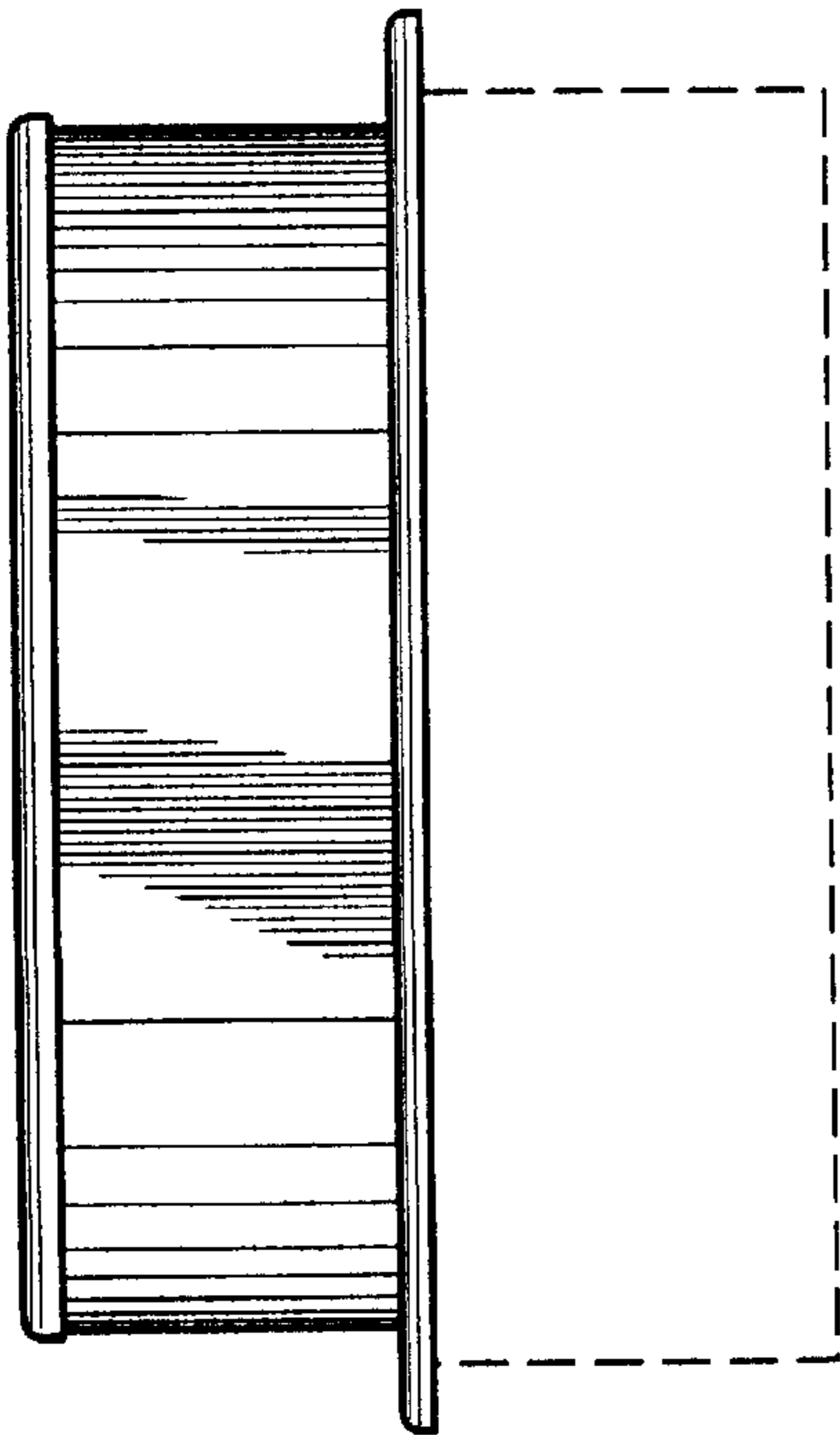


Fig. 2

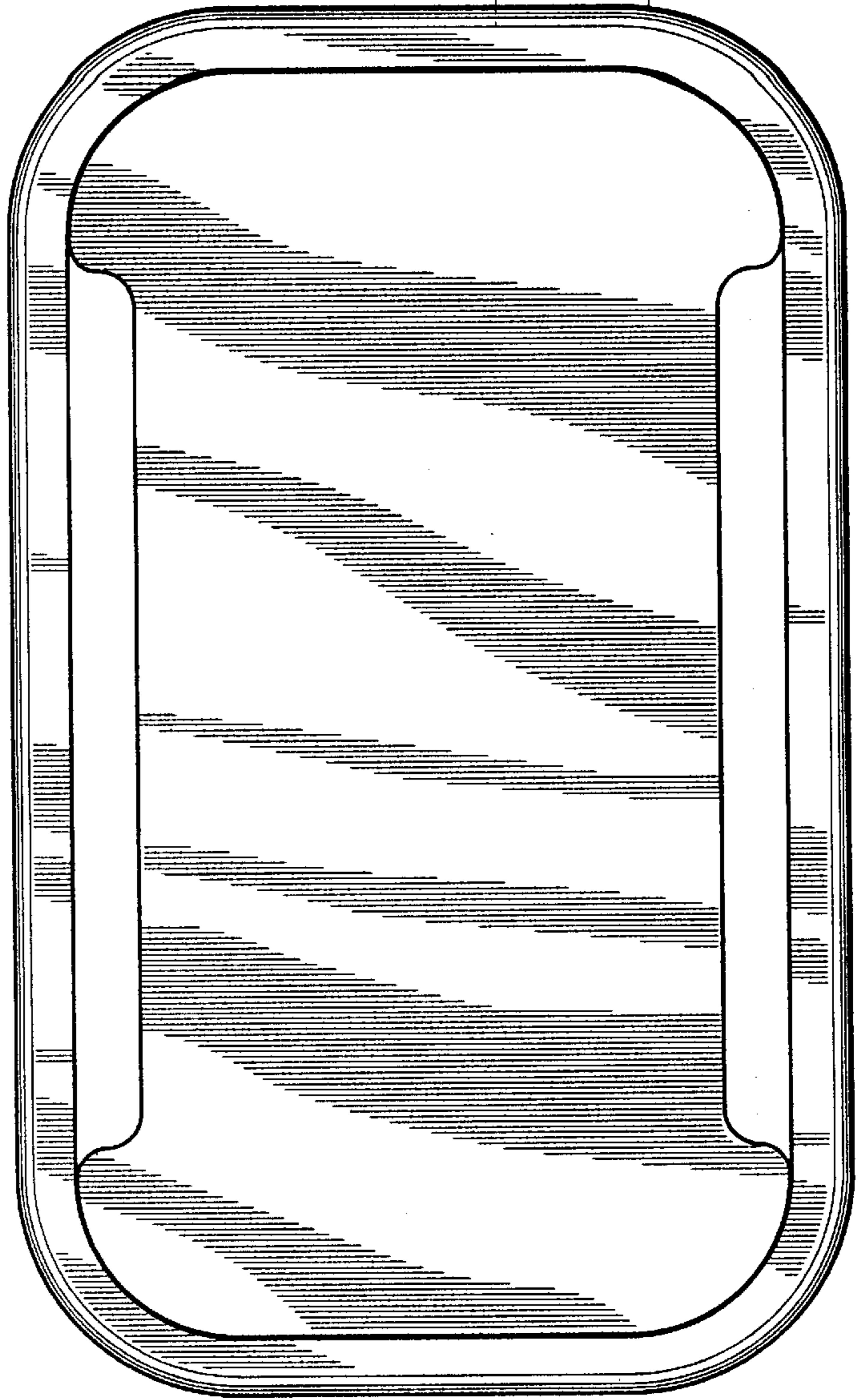


Fig. 3