



US00D412681S

United States Patent [19] Canale

[11] Patent Number: **Des. 412,681**

[45] Date of Patent: **** Aug. 10, 1999**

[54] **COMBINED GEM SETTING AND GEMSTONES**

[75] Inventor: **Maria Canale**, New York, N.Y.

[73] Assignee: **Sandberg & Sikorski Diamond Corporation**, New York, N.Y.

[**] Term: **14 Years**

[21] Appl. No.: **29/088,849**

[22] Filed: **Jun. 2, 1998**

[51] **LOC (6) Cl.** **11-01**

[52] **U.S. Cl.** **D11/92**

[58] **Field of Search** D11/1-2, 14-19,
D11/26-30, 89-92, 34; 63/1.1-6, 32

[56] **References Cited**

U.S. PATENT DOCUMENTS

D. 54,547	3/1920	Gilsey	D11/34
D. 322,417	12/1991	Mesica	D11/36
D. 374,193	10/1996	Doustorian	D11/34
D. 374,410	10/1996	Tanory, Jr.	D11/34
D. 393,227	4/1998	Roemer	D11/34
D. 400,119	10/1998	Itzkowitz	D11/26
D. 405,383	2/1999	Dickhaut	D11/35

Primary Examiner—Ralf Seifert
Attorney, Agent, or Firm—Gottlieb, Rackman & Reisman, P.C.

[57] **CLAIM**

The ornamental design for a combined gem setting and gemstones, as shown and described.

DESCRIPTION

FIG. 1 is a perspective view of a combined gem setting and gemstones showing my new design;

FIG. 2 is a top plan view;

FIG. 3 is a front elevational view;

FIG. 4 is a side elevational view;

FIG. 5 is a bottom plan view;

FIG. 6 is a front elevational view of a combined gem setting and gemstones showing a second embodiment of my new design;


FIG. 7 is a side elevational view of FIG. 6;

FIG. 8 is a front elevational view of a combined gem setting and gemstones showing a third embodiment of my new design; and,

FIG. 9 is a side elevational view of FIG. 8.

The broken line showing of a setting platform shown in FIGS. 1 and 6 through 9 is for illustrative purposes only and forms no part of the claimed design.

1 Claim, 3 Drawing Sheets



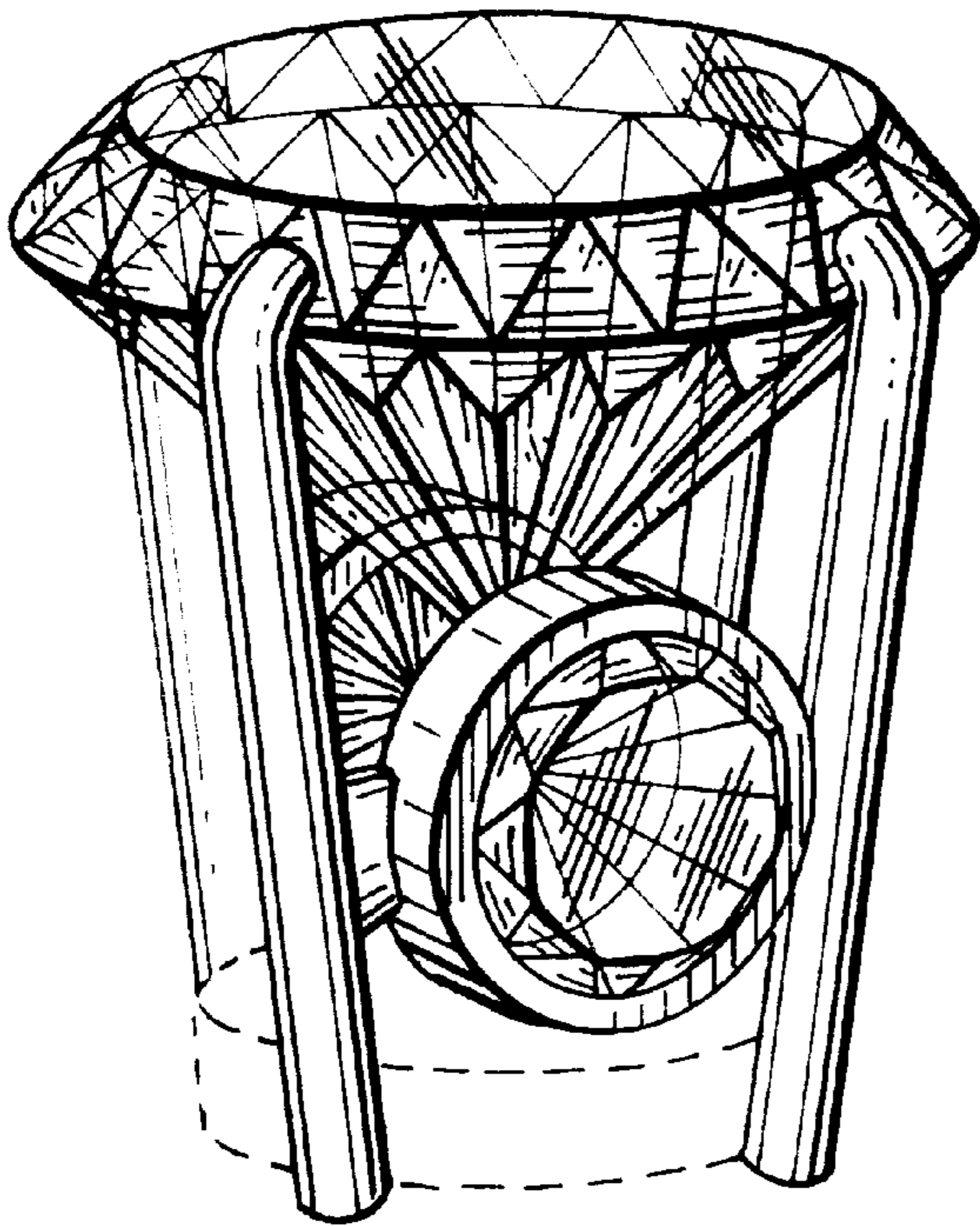


FIG. 1

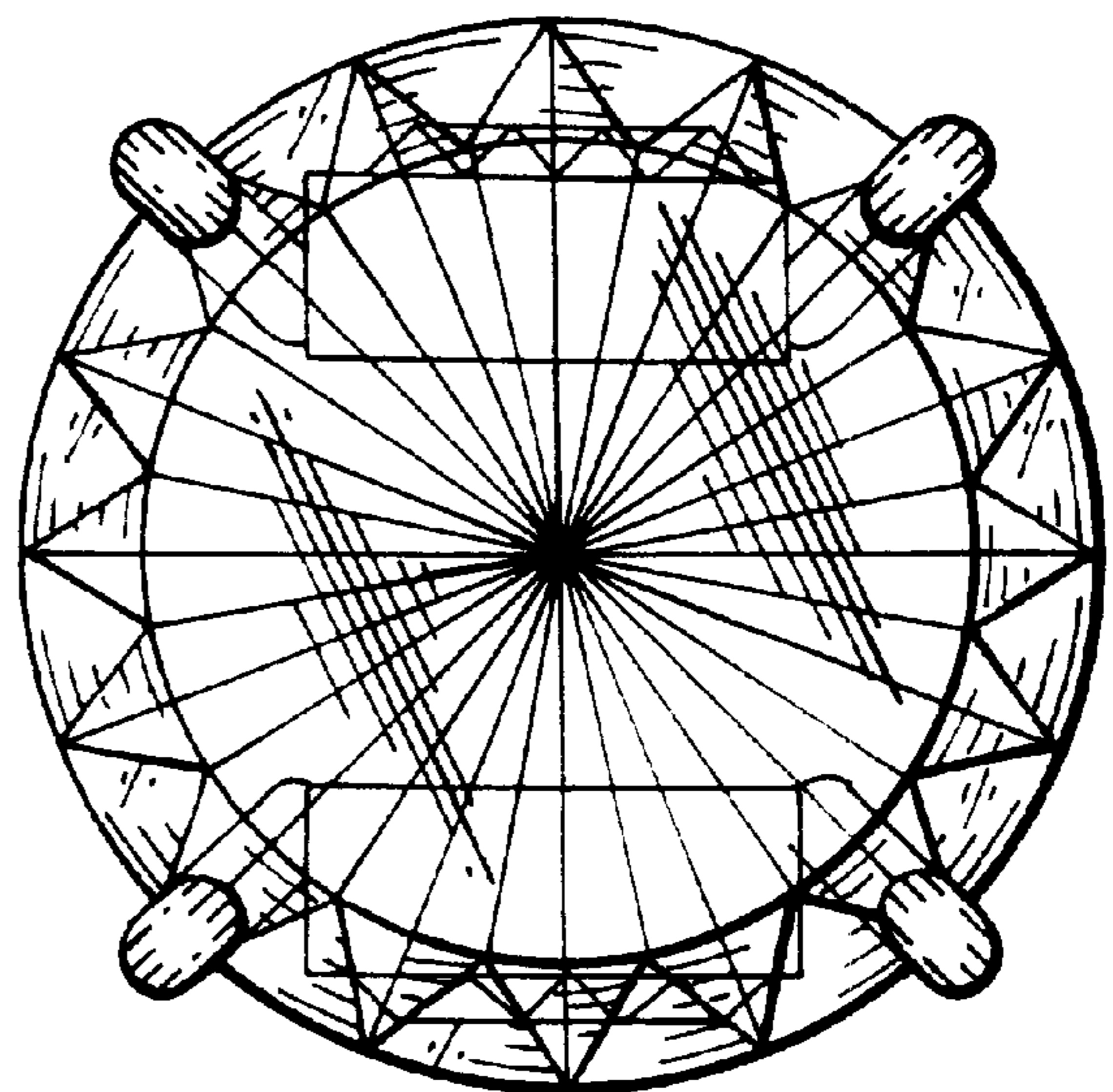


FIG. 2

FIG. 3

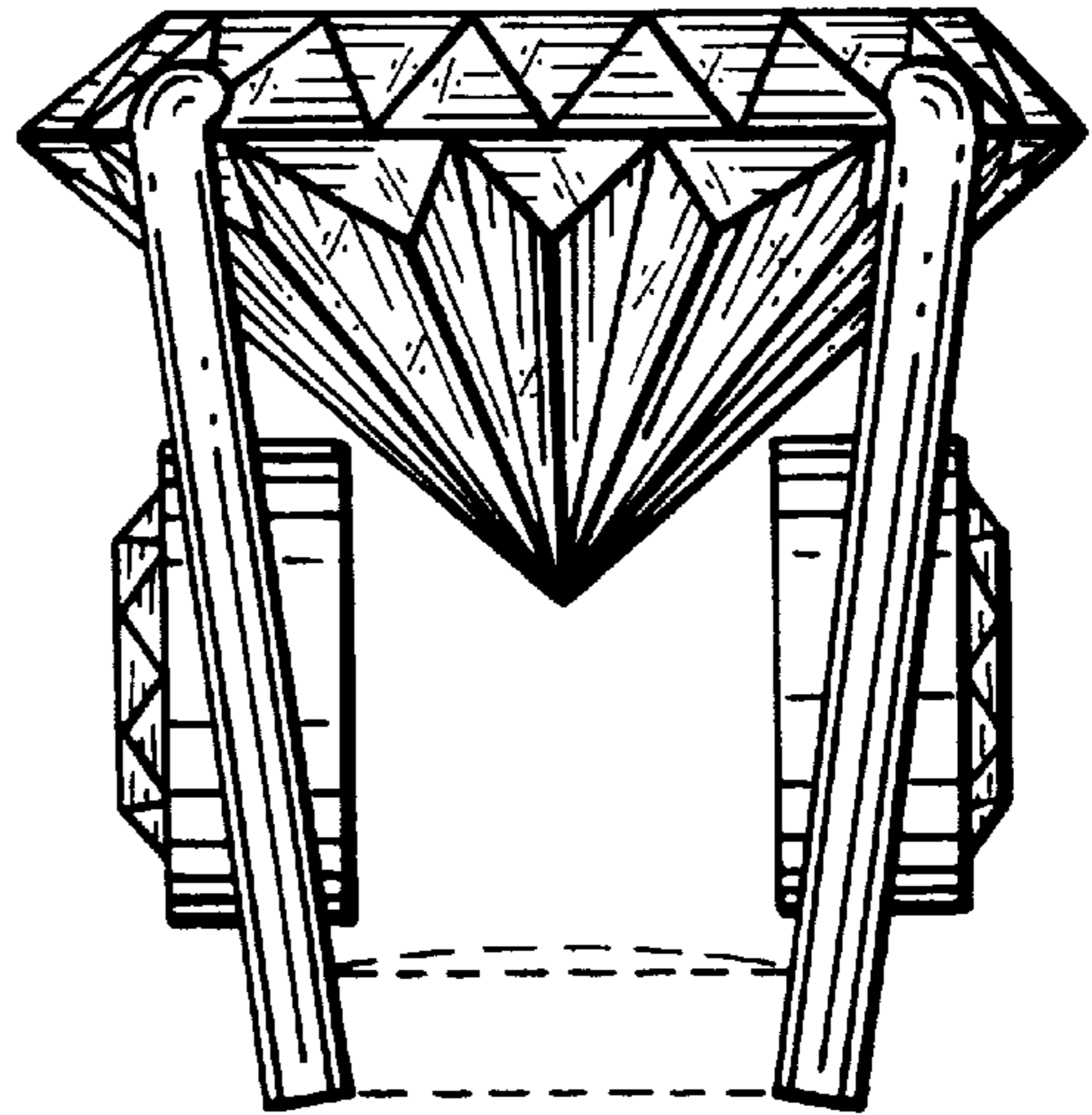



FIG. 4




FIG. 5

FIG.6




FIG.7




FIG.8




FIG.9

