



US00D412677S

United States Patent [19] Cottet

[11] **Patent Number: Des. 412,677**

[45] **Date of Patent: ** Aug. 10, 1999**

[54] **FIRE DETECTION BOARD BOX**

D. 390,797 2/1998 Yao et al. D10/106
D. 401,178 11/1998 Ziu D10/106

[75] Inventor: **Francis Cottet**, Creteil, France

[73] Assignee: **La Detection Electronique Francaise**,
Massy, France

Primary Examiner—Marcus A. Jackson
Attorney, Agent, or Firm—Blank Rome Comisky &
McCauley LLP

[**] Term: **14 Years**

[57] **CLAIM**

[21] Appl. No.: **29/083,970**

The ornamental design for a fire detection board box, as shown and described.

[22] Filed: **Feb. 20, 1998**

DESCRIPTION

[30] **Foreign Application Priority Data**

Aug. 29, 1997 [FR] France 97 5054

FIG. 1 is a perspective view of the fire detection board box showing my new design;

[51] **LOC (6) Cl.** **10-05**

FIG. 2 is a front elevational view of the fire detection board box of FIG. 1;

[52] **U.S. Cl.** **D10/106**

FIG. 3 is a left side elevational view of FIG. 2;

[58] **Field of Search** D10/104, 106,
D10/116, 121; 340/541, 542, 545, 551,
571, 572, 573, 628, 629, 630

FIG. 4 is a right side elevational view of FIG. 2;

FIG. 5 is a top plan view of FIG. 2;

FIG. 6 is a bottom plan view of FIG. 2; and,


FIG. 7 is a rear view of FIG. 2.

[56] **References Cited**

U.S. PATENT DOCUMENTS

D. 390,543 2/1998 Hower et al. D10/104

1 Claim, 7 Drawing Sheets






FIG. 1




FIG. 2

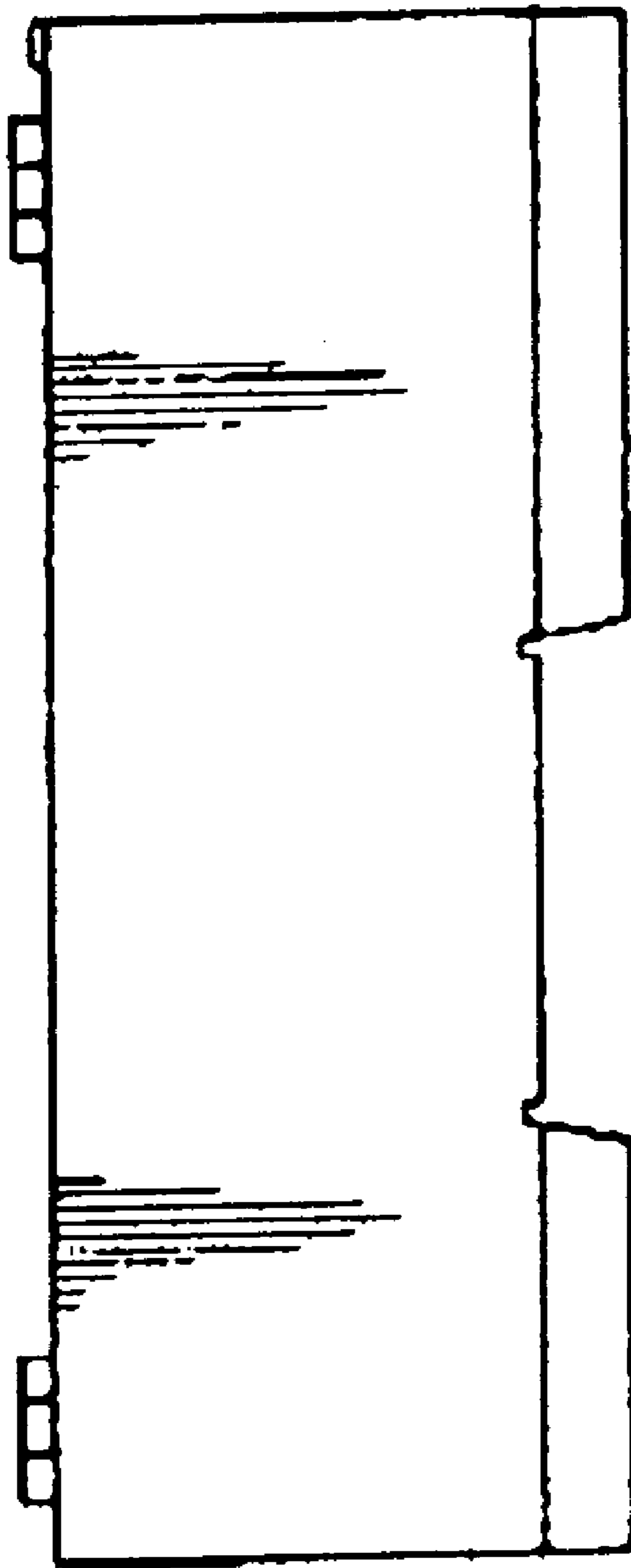


FIG. 3

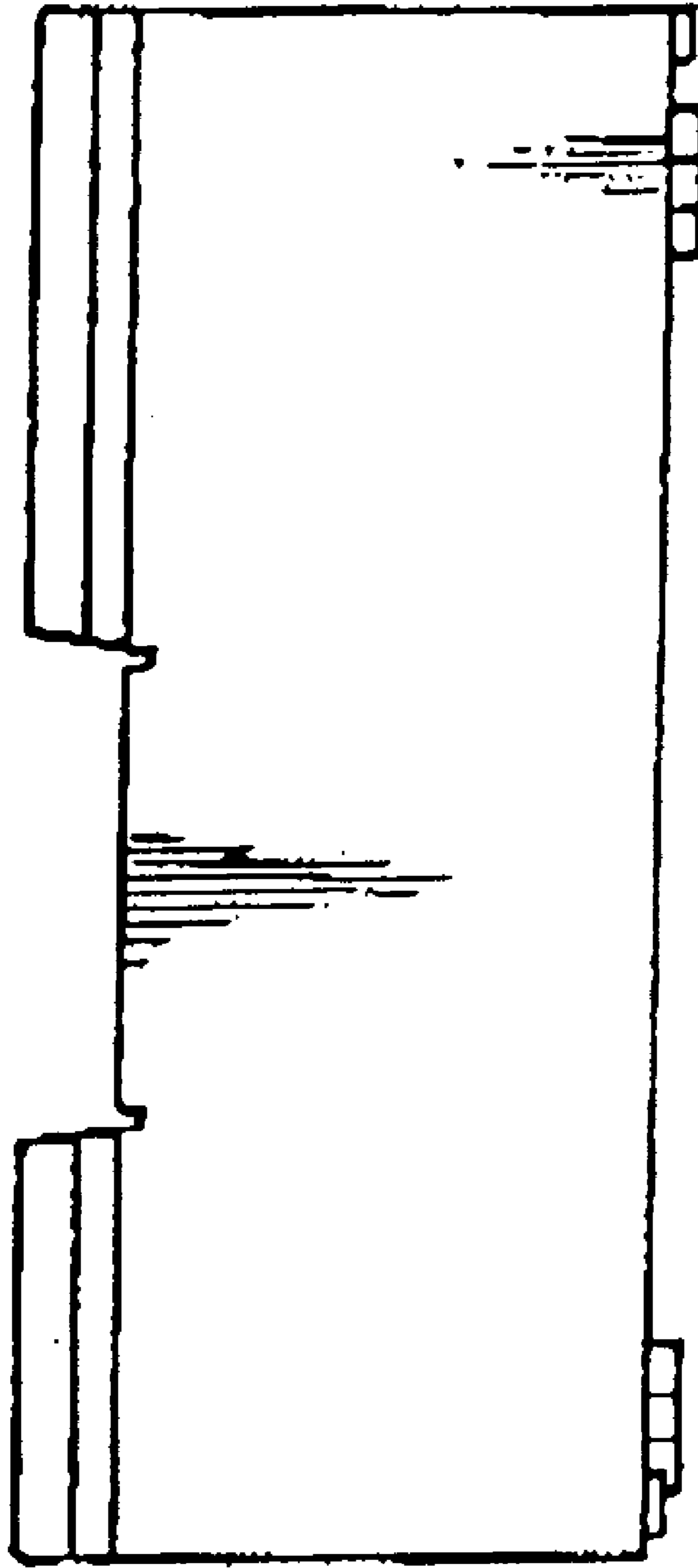


FIG. 4




FIG. 5




FIG. 6

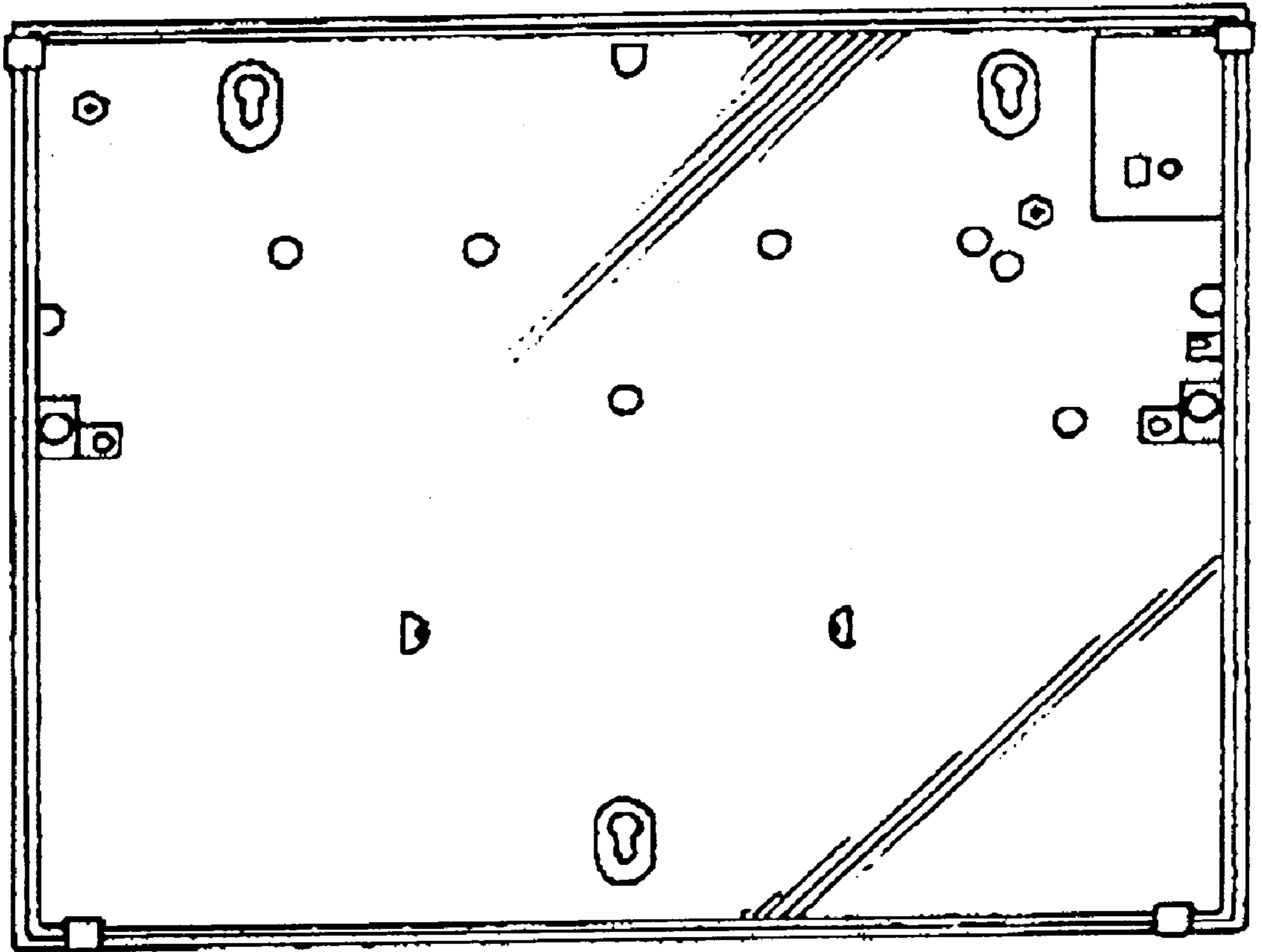


FIG. 7