



US00D412673S

United States Patent [19]

Koenig, Jr. et al.

[11] Patent Number: Des. 412,673

[45] Date of Patent: ** Aug. 10, 1999

[54] MITER-MARKING GUIDE FOR DRYWALL-TRIMMING STRIPS

[75] Inventors: Joseph M. Koenig, Jr., Lincolnwood; Mark Budzik, Niles, both of Ill.

[73] Assignee: Trim-Tex, Inc., Lincolnwood, Ill.

[**] Term: 14 Years

[21] Appl. No.: 29/092,490

[22] Filed: Aug. 20, 1998

[51] LOC (6) Cl. 10-04

[52] U.S. Cl. D10/64

[58] Field of Search D10/64; 33/562, 33/563; 52/255, 216, 217

[56] **References Cited**

U.S. PATENT DOCUMENTS

D. 358,780 5/1995 Lyons D10/64
1,567,011 12/1925 Parziale D10/64 X

OTHER PUBLICATIONS

Two sheets containing Xerographic representations, back and front, of a Trim-Tex, Inc. Miter Marker.

Primary Examiner—Antoine Duval Davis
Attorney, Agent, or Firm—Rockey, Milnamow & Katz, Ltd.

[57] **CLAIM**

The ornamental design for a miter-marking guide for drywall-trimming strips, as shown and described.

DESCRIPTION

FIG. 1 is a perspective view of a miter-marking guide for drywall-trimming strips, showing our new design; FIG. 2 is a top, exterior, elevational view thereof; FIG. 3 is a front, exterior, elevational view thereof; FIG. 4 is an elevational view of one end thereof, the other end being a mirror image of the end shown; and, FIG. 5 is a bottom, interior, elevational view thereof. Broken-line showings of indicia, indicating two angles and a radius, are for illustrative purposes only and form no part of the claimed design.

1 Claim, 2 Drawing Sheets

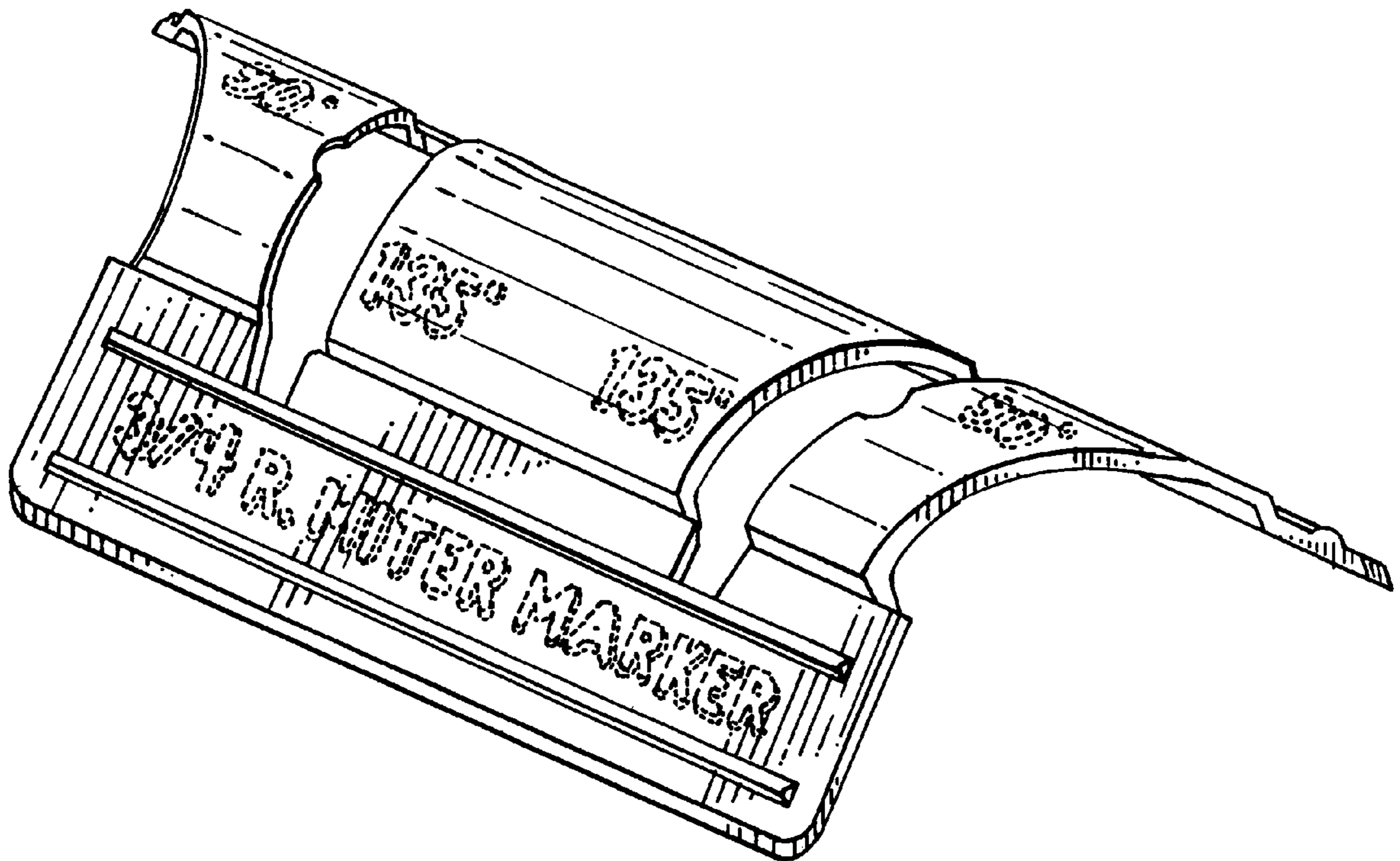


FIG. 1

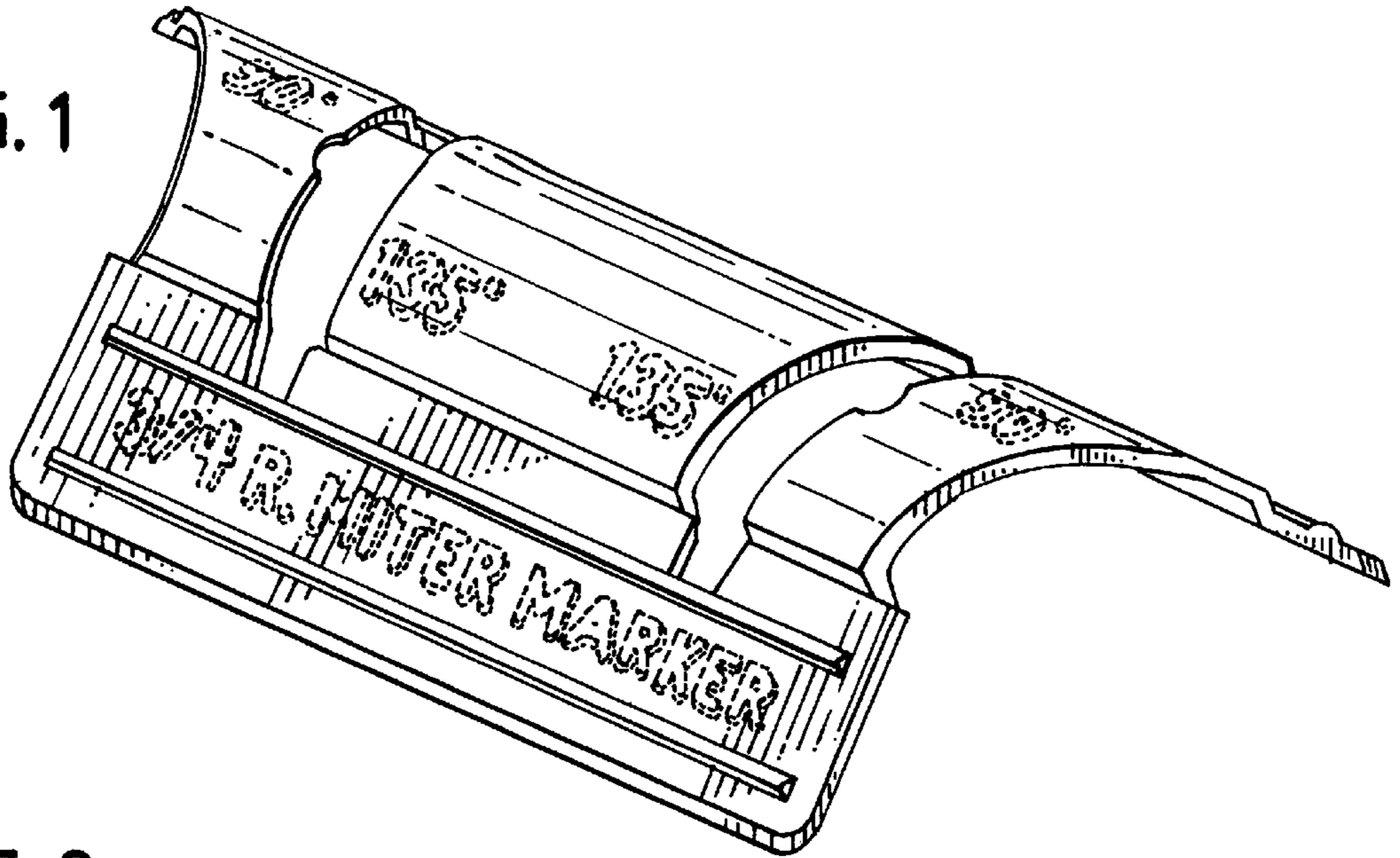


FIG. 2




FIG. 3




FIG. 4

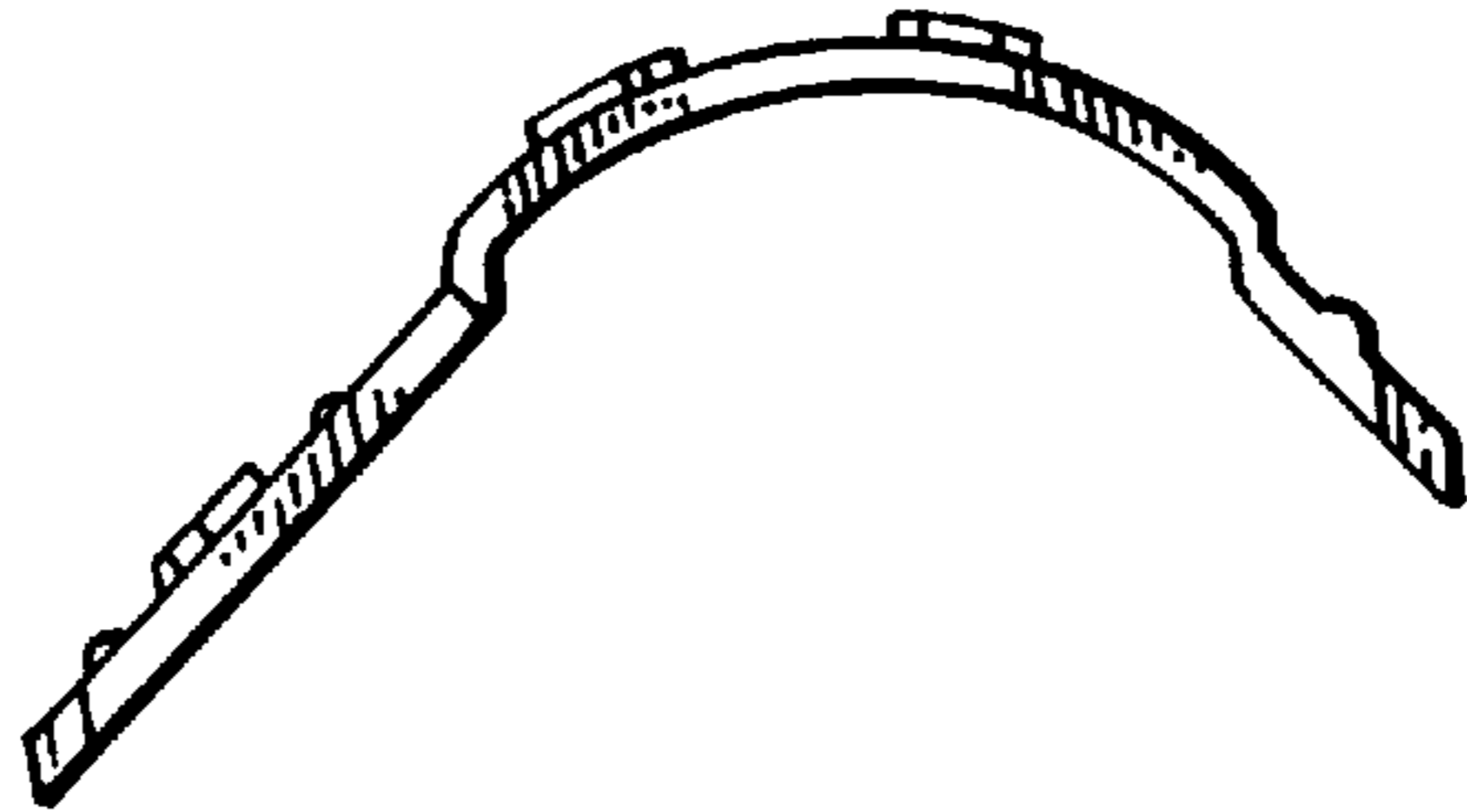


FIG. 5

