



US00D412655S

**United States Patent** [19]  
**Gilbert et al.**

[11] **Patent Number: Des. 412,655**

[45] **Date of Patent: \*\* Aug. 10, 1999**

[54] **BLADE HOLDER**

[75] Inventors: **Richard Gilbert; Eric Ranieri**, both of Sheffield, United Kingdom

[73] Assignee: **The Stanley Works Limited**, United Kingdom

[\*\*] Term: **14 Years**

[21] Appl. No.: **29/093,116**

[22] Filed: **Sep. 3, 1998**

[30] **Foreign Application Priority Data**

Mar. 3, 1998 [GB] United Kingdom ..... 2072972

[51] **LOC (6) Cl.** ..... **08-03**

[52] **U.S. Cl.** ..... **D8/99**

[58] **Field of Search** ..... D8/98, 99, 107;  
30/155, 162, 320, 329, 335, 337

[56] **References Cited**

**U.S. PATENT DOCUMENTS**

- D. 264,801 6/1982 Osada ..... D8/99
- D. 264,802 6/1982 Osada ..... D8/99
- D. 264,803 6/1982 Osada ..... D8/99

- D. 324,475 3/1992 Staubitz et al. .... D8/99
- D. 347,563 6/1994 Okada ..... D8/99
- D. 354,900 1/1995 Hirai ..... D8/99
- D. 386,959 12/1997 Okada ..... D8/99
- D. 399,114 10/1998 Okada ..... D8/99
- 4,226,020 10/1980 Quenot et al. .... 30/162
- 5,269,063 12/1993 Okada ..... 30/320
- 5,502,896 4/1996 Chen ..... 30/162

*Primary Examiner*—Philip S. Hyder  
*Attorney, Agent, or Firm*—Pepe & Hazard LLP

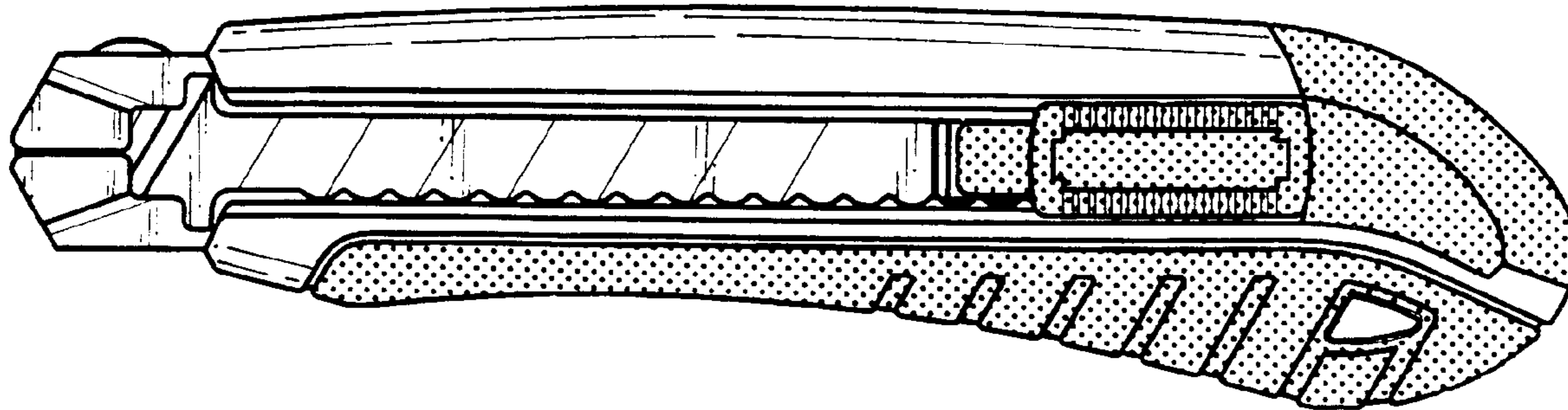
[57] **CLAIM**

The ornamental design for a blade holder, as shown and described.

**DESCRIPTION**

FIG. 1 is a side elevational view of a blade holder showing our new design;  
FIG. 2 is a side elevational view of the opposite side;  
FIG. 3 is a bottom plan view thereof;  
FIG. 4 is a top plan view thereof;  
FIG. 5 is a front end elevational view thereof; and,  
FIG. 6 is a rear and elevational view thereof.  
The stippled portions reflect a difference in texture and/or color from the remainder of the design.

**1 Claim, 1 Drawing Sheet**



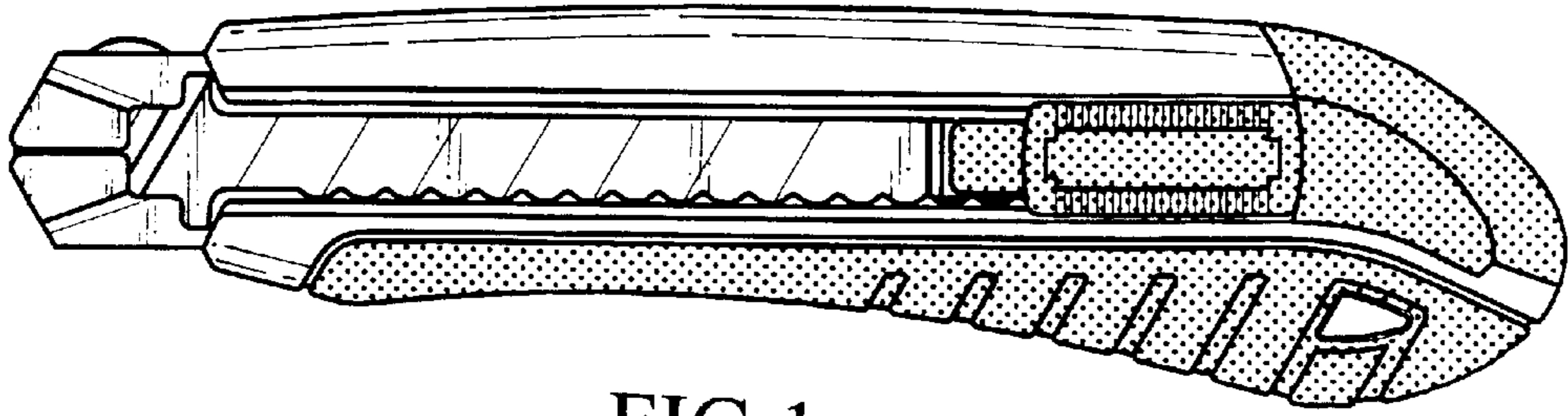


FIG 1

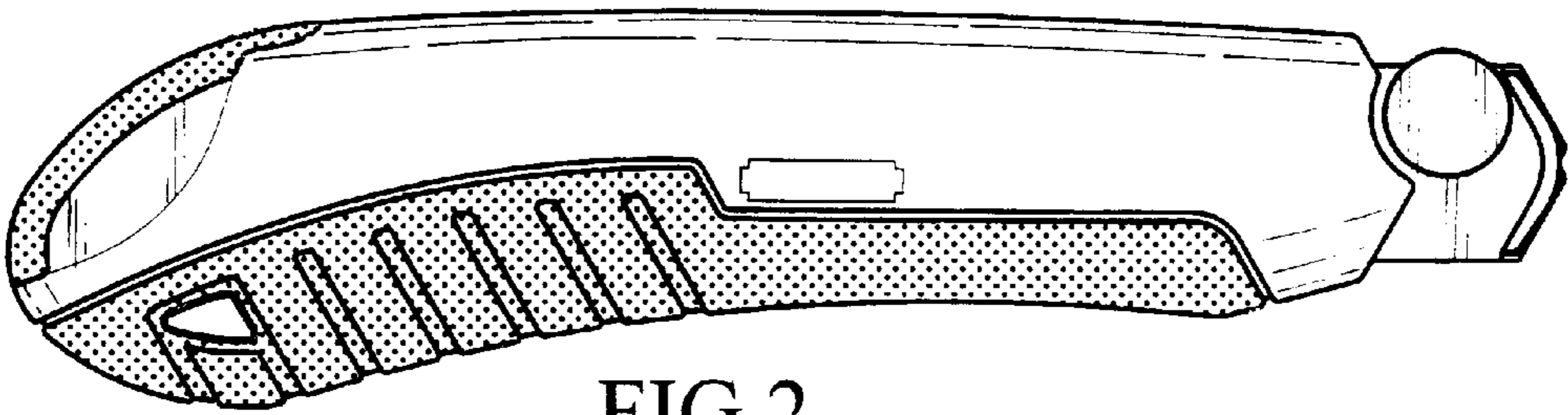


FIG 2

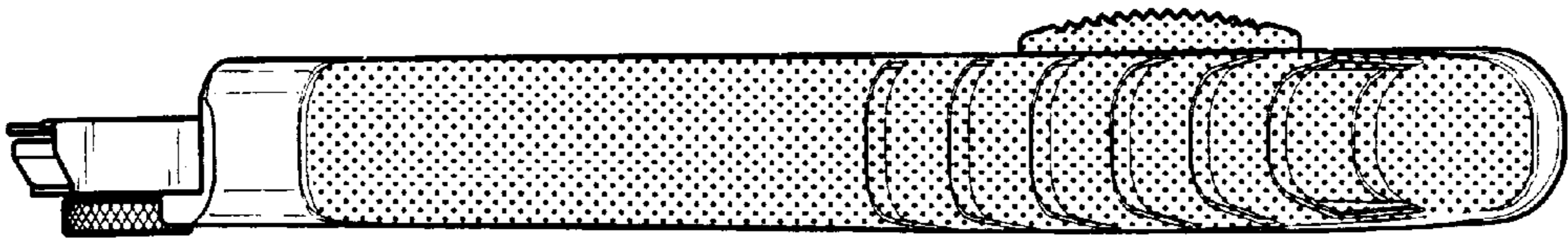


FIG 3




FIG 4

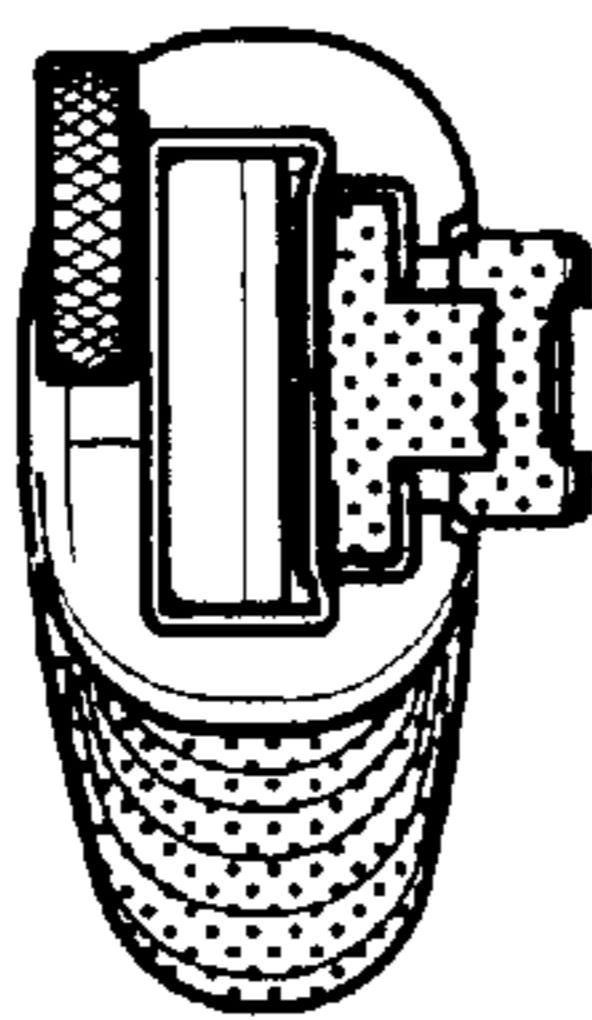


FIG 5




FIG 6