



US00D412654S

United States Patent [19]
Gilbert et al.

[11] **Patent Number: Des. 412,654**

[45] **Date of Patent: ** Aug. 10, 1999**

[54] **BLADE HOLDER**

[75] Inventors: **Richard Gilbert; Eric Ranieri**, both of Sheffield, United Kingdom

[73] Assignee: **The Stanley Works Limited**, United Kingdom

[**] Term: **14 Years**

[21] Appl. No.: **29/093,115**

[22] Filed: **Sep. 3, 1998**

[30] **Foreign Application Priority Data**

Mar. 3, 1998 [GB] United Kingdom 2072971

[51] **LOC (6) Cl.** **08-03**

[52] **U.S. Cl.** **D8/99**

[58] **Field of Search** D8/98, 99, 107;
30/155, 162, 320, 329, 335, 337

[56] **References Cited**

U.S. PATENT DOCUMENTS

- D. 264,801 6/1982 Osada D8/99
- D. 264,802 6/1982 Osada D8/99
- D. 264,803 6/1982 Osada D8/99

- D. 324,475 3/1992 Staubitz et al. D8/99
- D. 347,563 6/1994 Okada D8/99
- D. 354,900 1/1995 Hirai D8/99
- D. 386,959 12/1997 Okada D8/99
- D. 399,114 10/1998 Okada D8/99
- 4,226,020 10/1980 Quenot et al. 30/162
- 5,269,063 12/1993 Okada 30/320
- 5,502,896 4/1996 Chen 30/162

Primary Examiner—Philip S. Hyder
Attorney, Agent, or Firm—Pepe & Hazard LLP

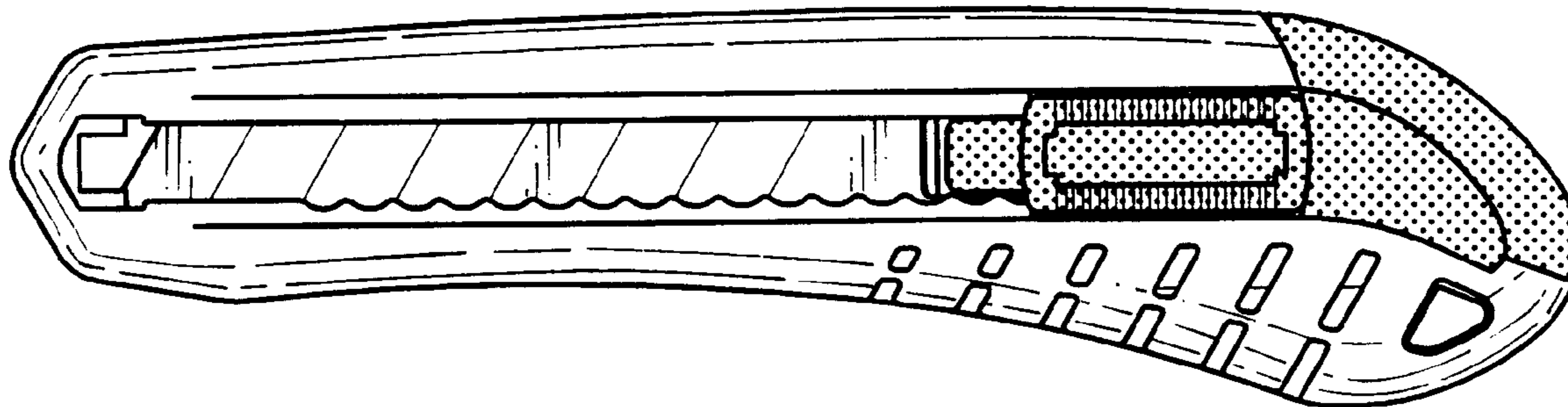
[57] **CLAIM**

The ornamental design for a blade holder, as shown and described.

DESCRIPTION

FIG. 1 is a side elevational view of a blade holder showing our new design;
FIG. 2 is a side elevational view of the opposite side;
FIG. 3 is a bottom plan view thereof;
FIG. 4 is a top plan view thereof;
FIG. 5 is a front end elevational view thereof; and,
FIG. 6 is a rear end elevational view thereof.
The stippled portions reflect a difference in texture and/or color from the remainder of the design.

1 Claim, 1 Drawing Sheet



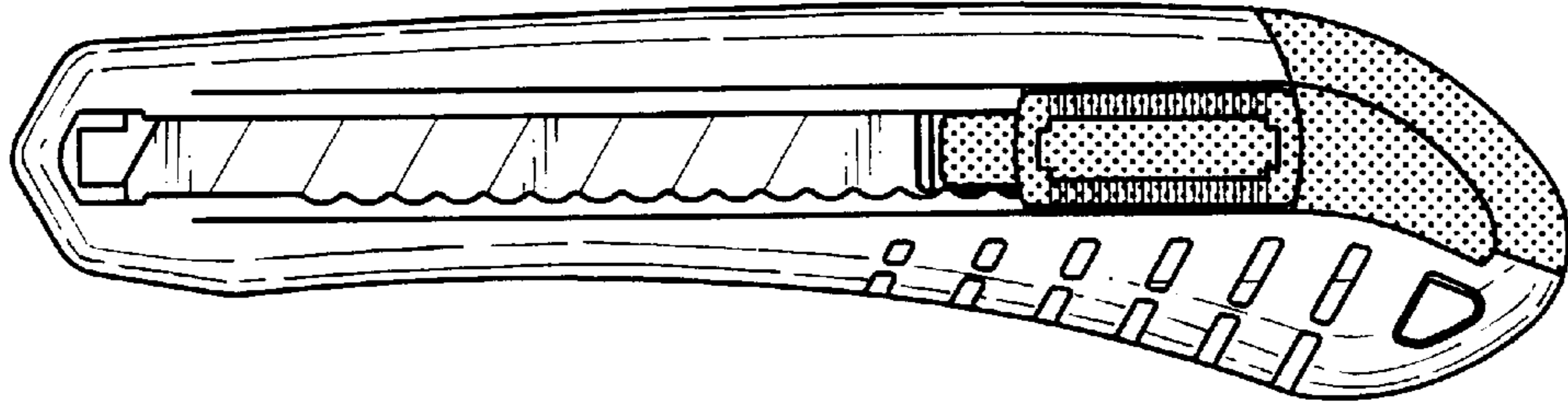


FIG 1

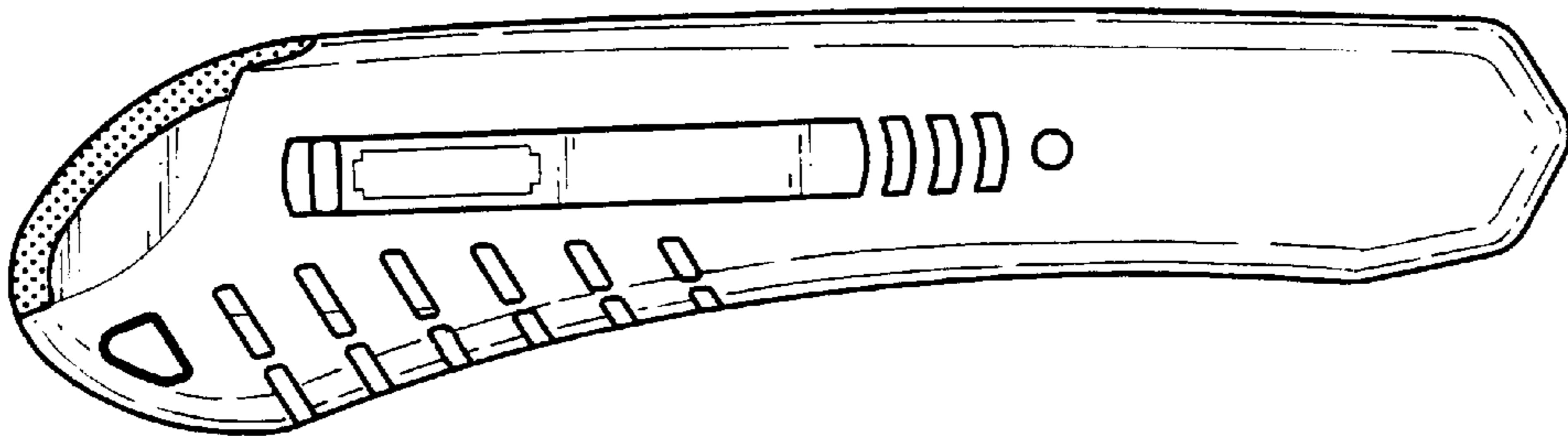


FIG 2




FIG 3




FIG 4

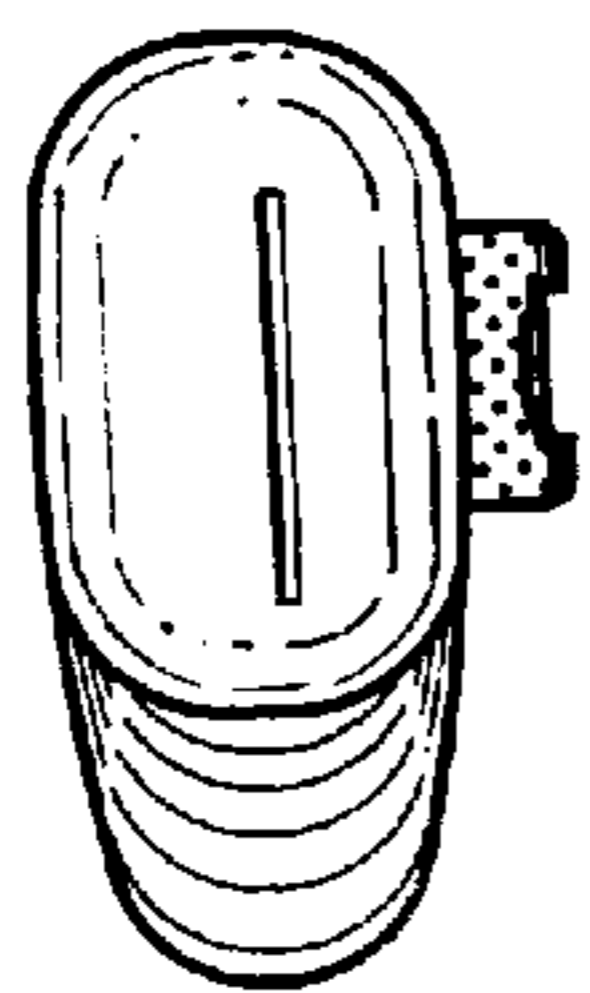


FIG 5

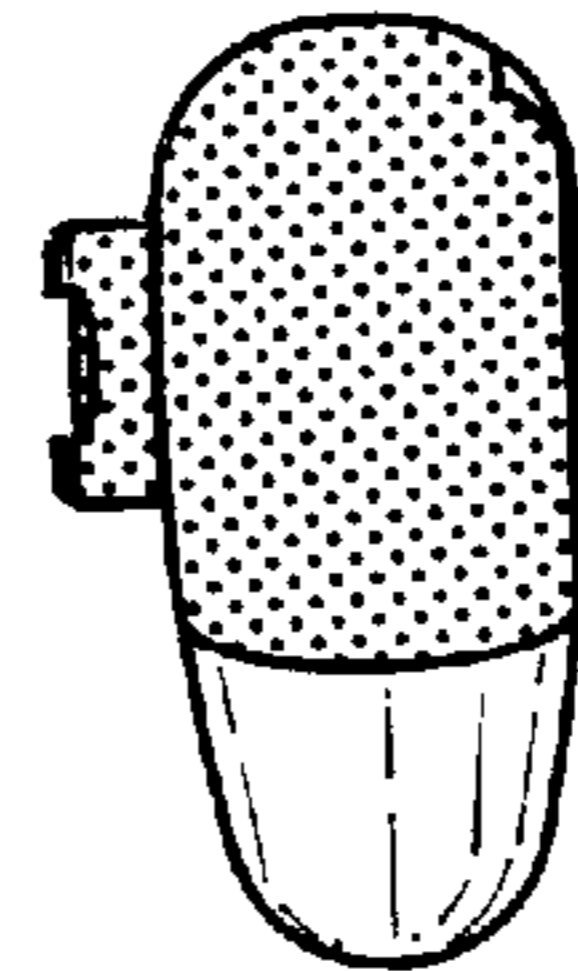


FIG 6