



US00D412653S

# United States Patent [19]

Dorer

[11] Patent Number: **Des. 412,653**

[45] Date of Patent: **\*\* Aug. 10, 1999**

[54] **SCREWDRIVER HEAD**

2,141,072 12/1938 Velepec ..... D8/86  
5,001,948 3/1991 Weible et al. .... 81/436

[76] Inventor: **William Dorer**, 7677 Greenridge Way,  
Fair Oaks, Calif. 95628

*Primary Examiner*—Philip S. Hyder  
*Attorney, Agent, or Firm*—Thomas R. Lampe

[\*\*] Term: **14 Years**

[57] **CLAIM**

[21] Appl. No.: **29/082,455**

The ornamental design for a screwdriver head, as shown and described.

[22] Filed: **Jan. 22, 1998**

### DESCRIPTION

[51] **LOC (6) Cl.** ..... **08-04**

[52] **U.S. Cl.** ..... **D8/86**

[58] **Field of Search** ..... D8/82, 83, 84,  
D8/85, 86, 70; 81/436, 437, 438, 439, 440

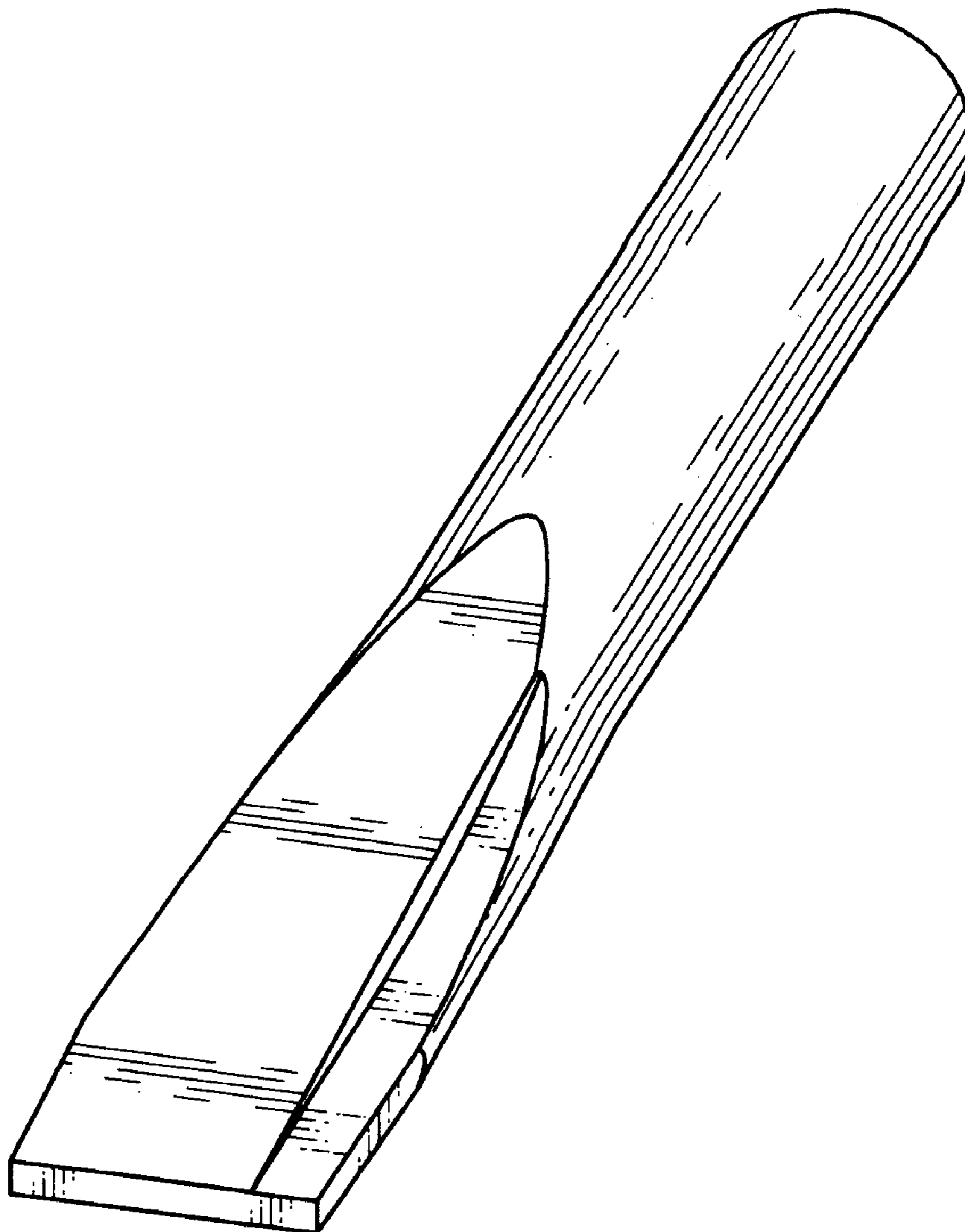
FIG. 1 is a front perspective view of a first embodiment of screwdriver head showing my design;  
FIG. 2 is a front elevation view thereof;  
FIG. 3 is a rear elevation view thereof;  
FIG. 4 is a top plan view thereof, the bottom view being a mirror image;  
FIG. 5 is a right side view thereof; and,  
FIG. 6 is a left side view thereof.

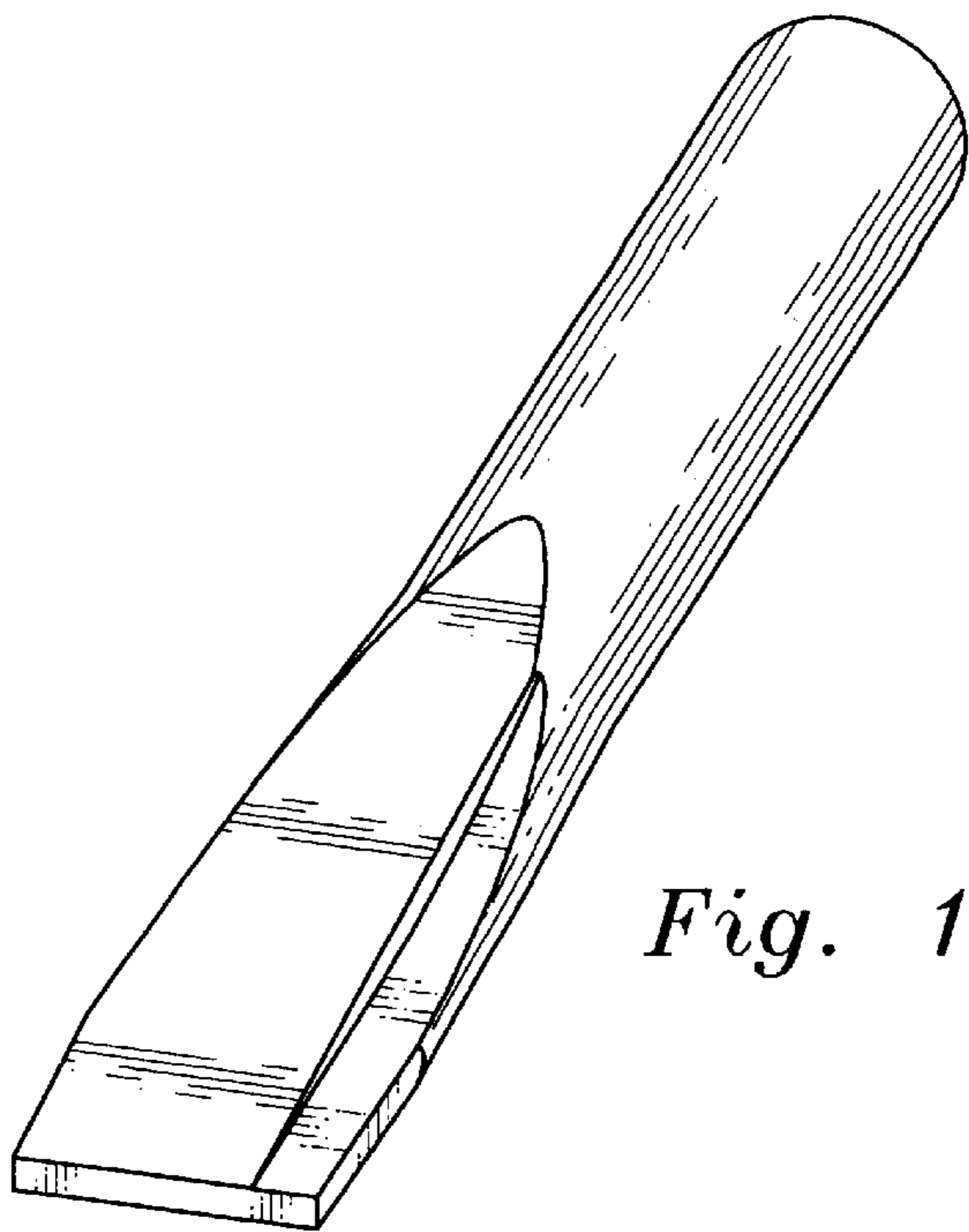
### [56] **References Cited**

#### U.S. PATENT DOCUMENTS

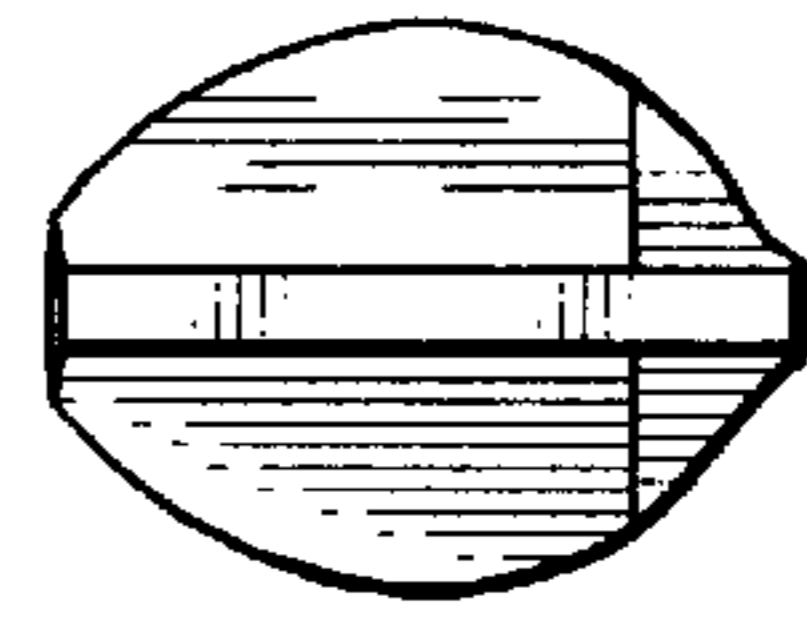
- D. 112,592 12/1938 Velepec ..... D8/86
- D. 128,609 8/1941 Bakeman ..... D8/86
- D. 297,909 10/1988 Wilbanks ..... D8/86

**1 Claim, 1 Drawing Sheet**

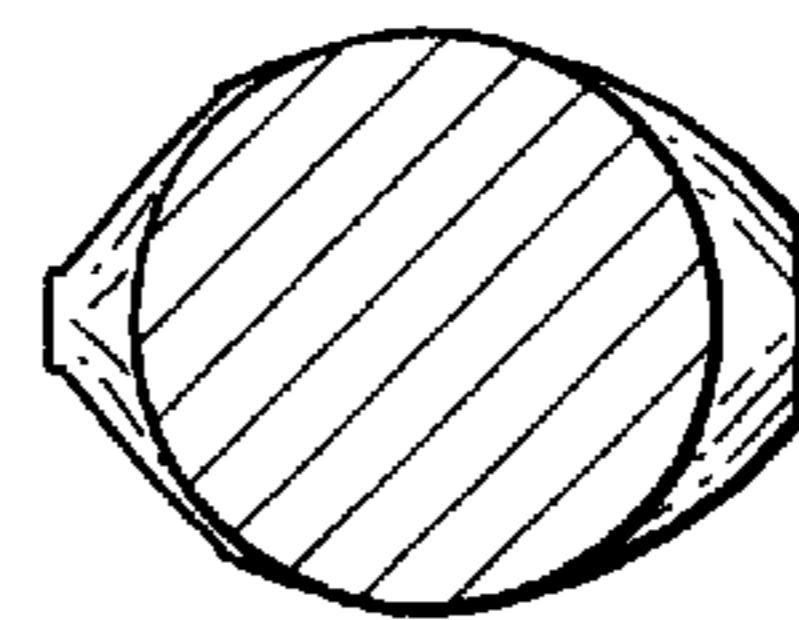




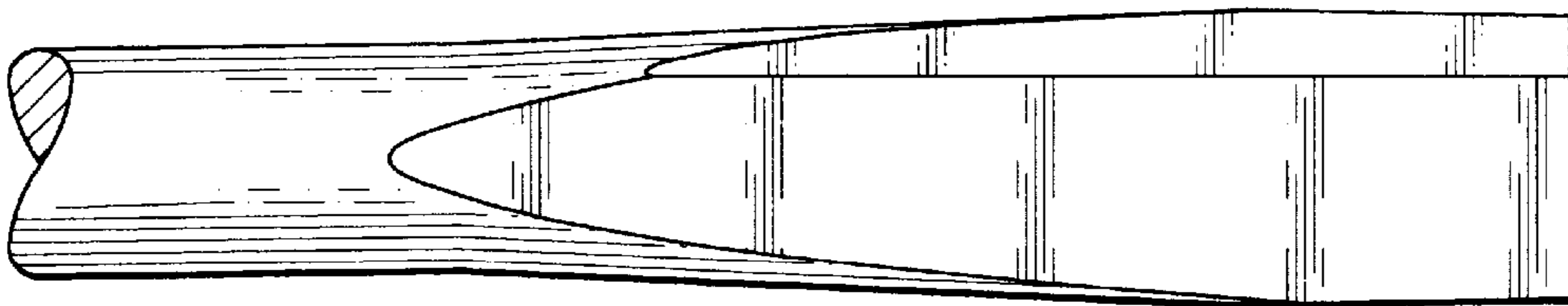
*Fig. 1*




*Fig. 2*



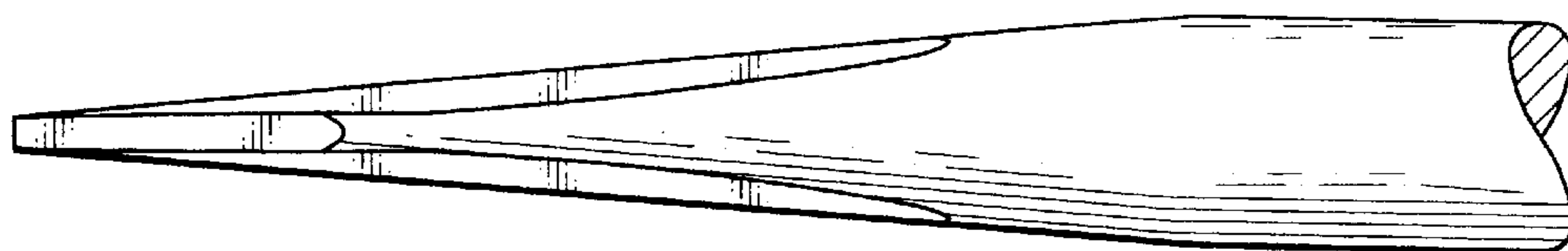
*Fig. 3*



*Fig. 4*



*Fig. 5*



*Fig. 6*