



US00D412635S

# United States Patent [19] Eiling

[11] **Patent Number: Des. 412,635**

[45] **Date of Patent: \*\* Aug. 10, 1999**

[54] **CASSETTE PROFILE OF A CASSETTE  
BLIND**

4,807,684 2/1989 Melton ..... 160/23.1  
4,951,730 8/1990 Hsu ..... 160/23.1  
5,647,421 7/1997 Hoffmann et al. .... 160/23.1

[75] Inventor: **Ralf Eiling**, Bremerhaven, Germany

[73] Assignee: **Benthin Aktiengesellschaft**,  
Bremerhaven, Germany

[\*\*] Term: **14 Years**

*Primary Examiner*—Sandra L. Morris  
*Assistant Examiner*—Monica A. Weingart  
*Attorney, Agent, or Firm*—McGlew and Tuttle, P.C.

[21] Appl. No.: **29/090,538**

[22] Filed: **Jul. 10, 1998**

[57] **CLAIM**

The ornamental design for a cassette profile of a cassette blind, as shown and described.

[30] **Foreign Application Priority Data**

Jan. 14, 1998 [DE] Germany ..... M 98 00 222

[51] **LOC (6) Cl.** ..... **06-10**

[52] **U.S. Cl.** ..... **D6/580; D6/575; D6/577**

[58] **Field of Search** ..... D6/575, 580, 577;  
160/19, 23.1, 26, 29, 32, 33, 34, 37

**DESCRIPTION**

FIG. 1 is a top view of the cassette profile of cassette blind;  
FIG. 2 is a right side view of a cassette profile of a cassette blind;

FIG. 3 is a front view of the cassette profile of a cassette blind, the rear is unornamental and does not form part of the claimed design;

FIG. 4 is a left side view of the cassette profile of cassette blind;

FIG. 5 is a bottom view of the cassette profile of a cassette blind; and,

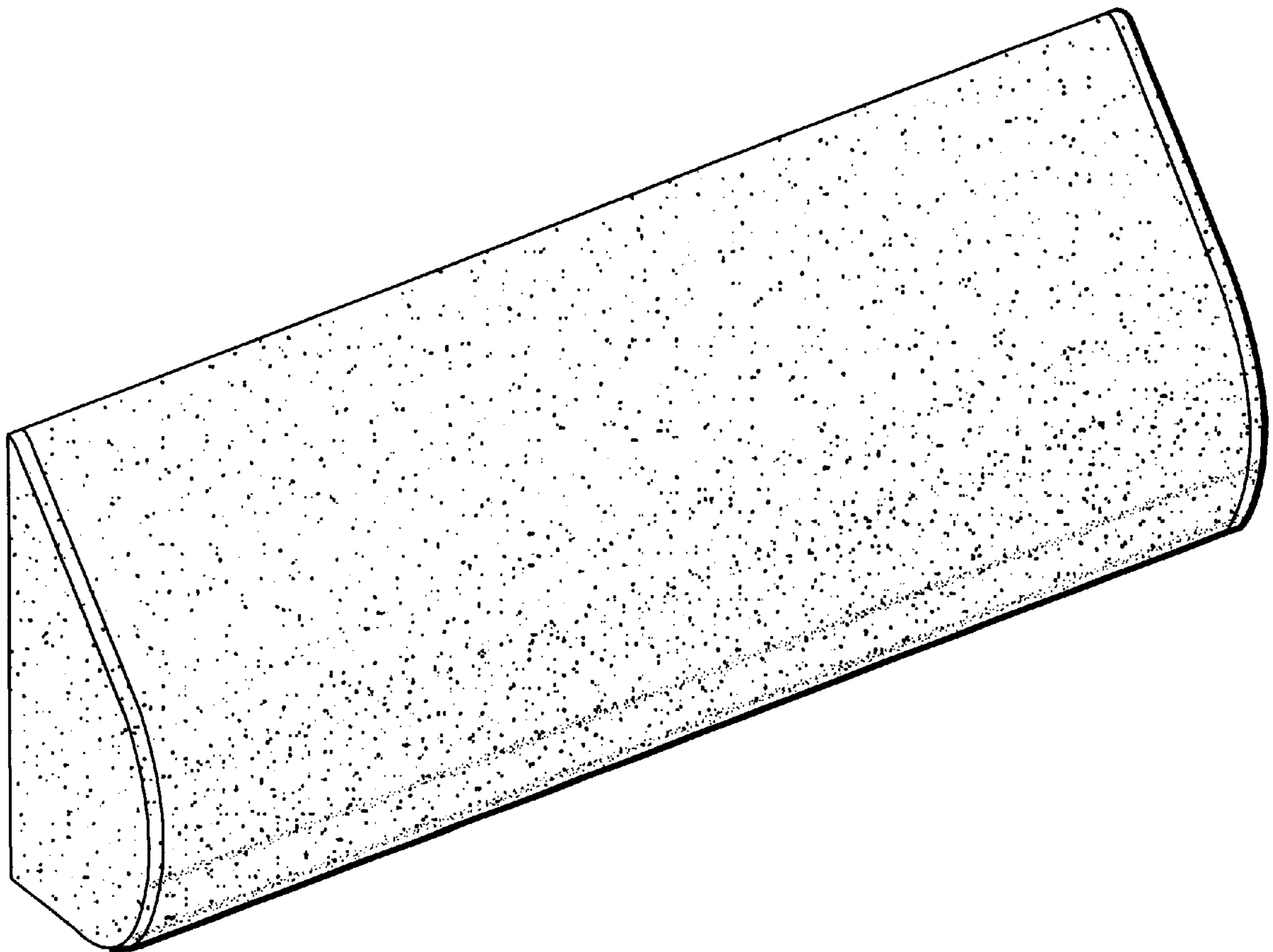
FIG. 6 is a perspective view of the cassette profile of a cassette blind.

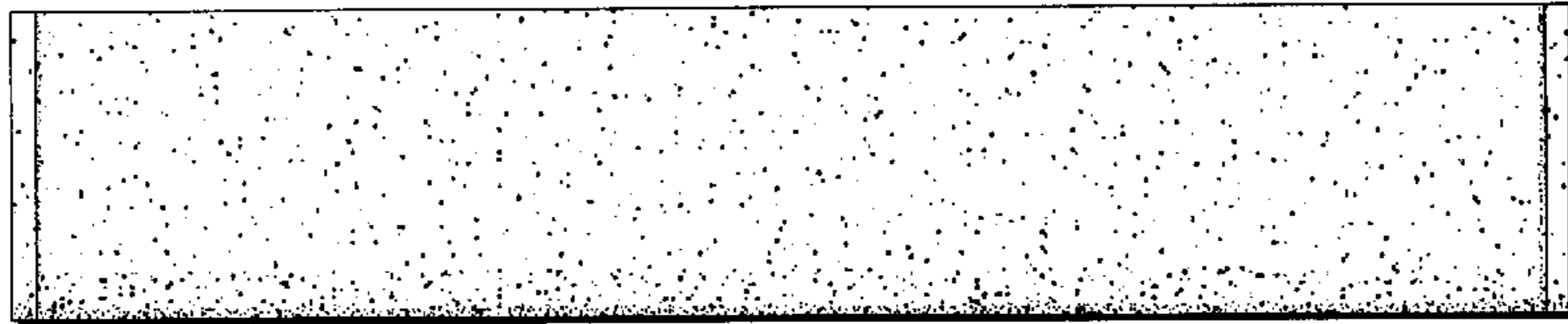
[56] **References Cited**

**U.S. PATENT DOCUMENTS**

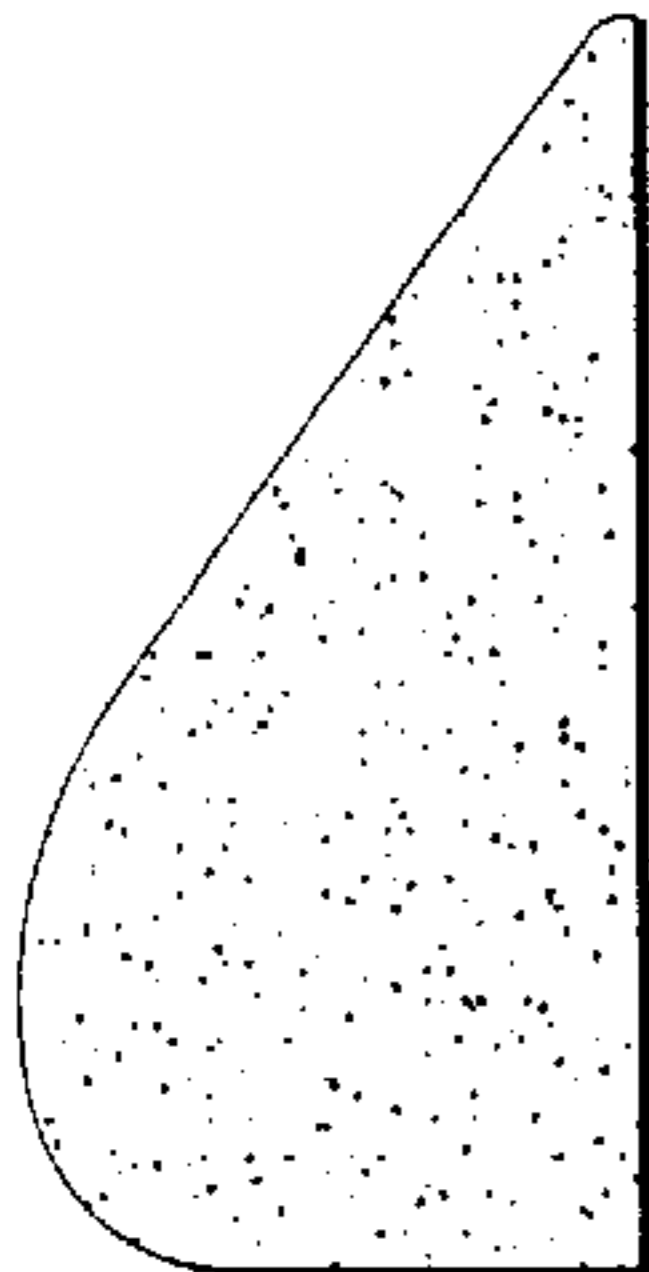
D. 348,371 7/1994 Judkins ..... D6/577  
D. 355,093 2/1995 Morris ..... D6/580  
D. 355,094 2/1995 Josephson ..... D6/580  
4,636,579 1/1987 Hanak et al. .... 160/23.1

**1 Claim, 2 Drawing Sheets**

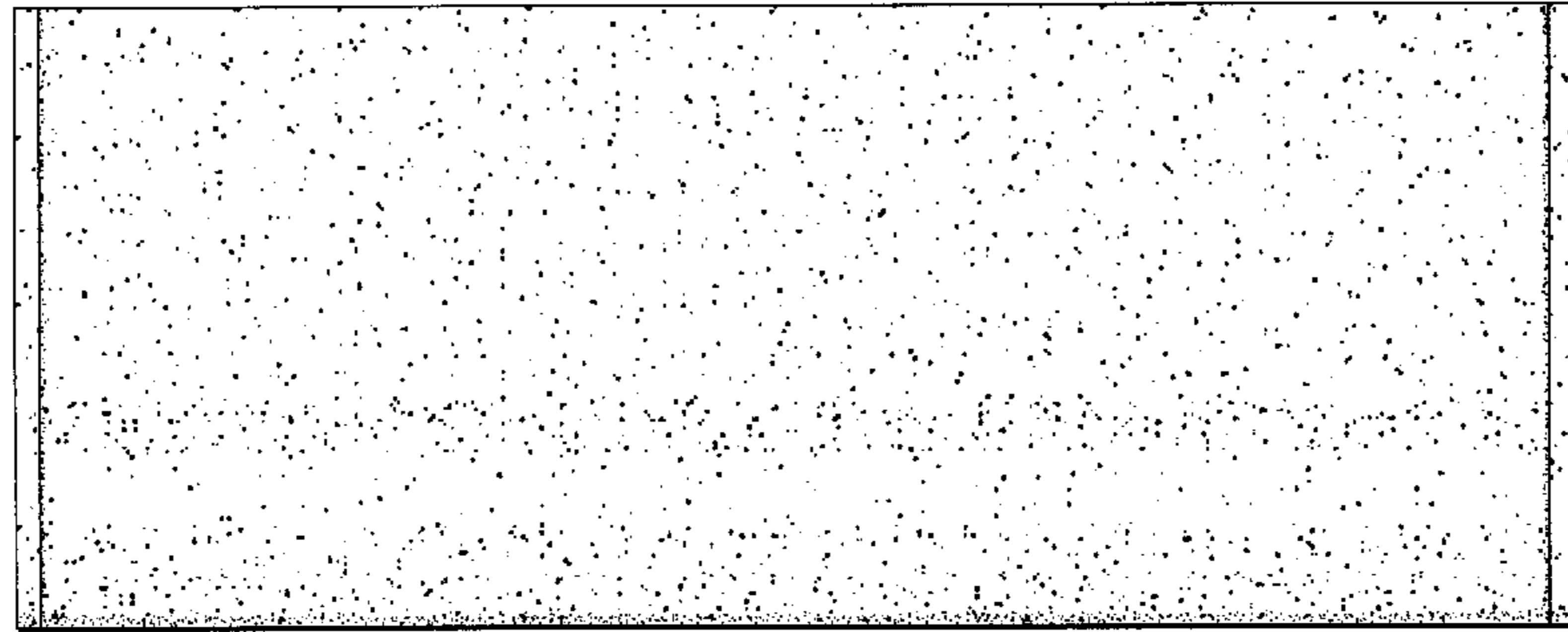




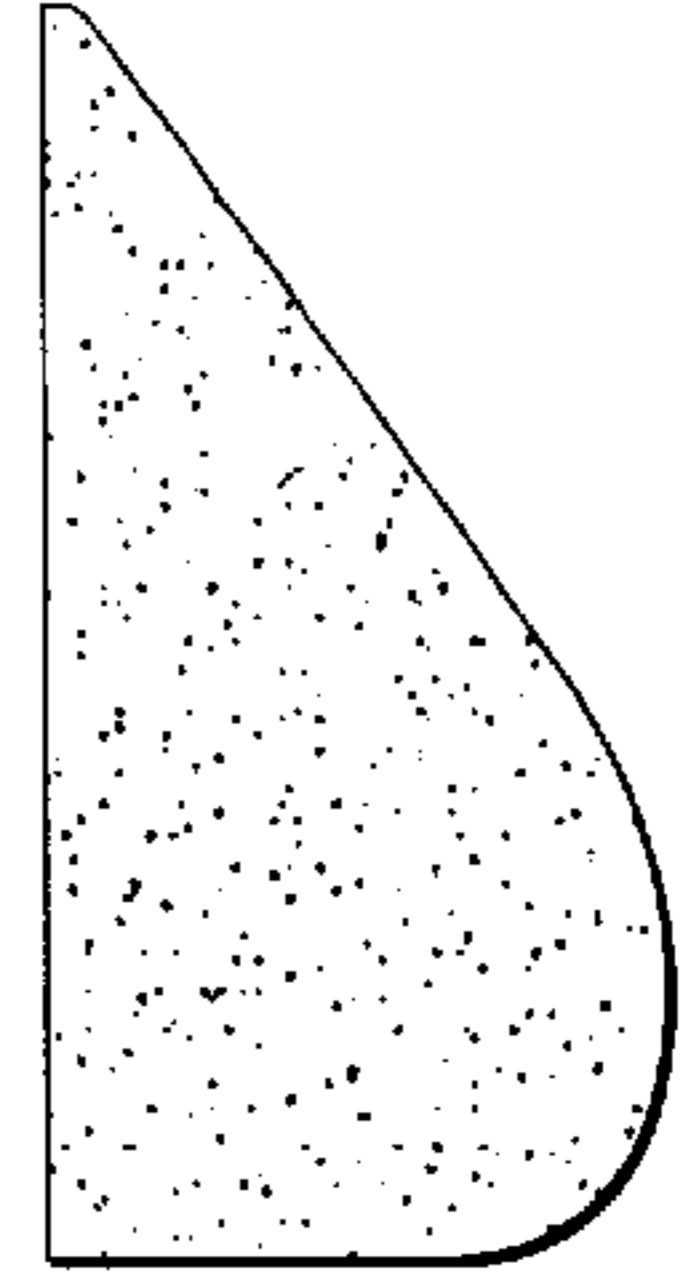
*Fig. 1*




*Fig. 2*



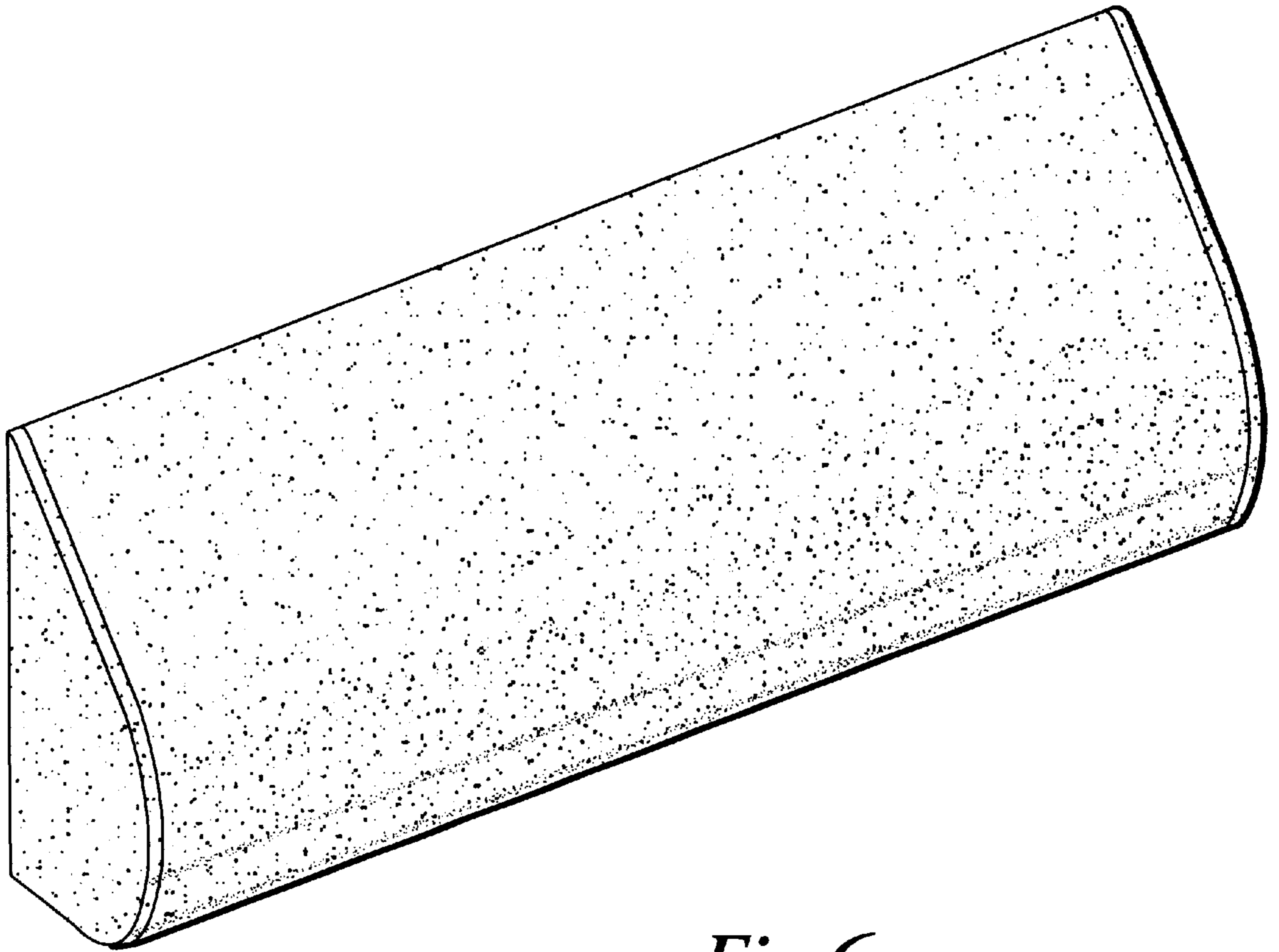
*Fig. 3*



*Fig. 4*



*Fig. 5*



*Fig. 6*