



US00D412629S

# United States Patent [19] Zaidman

[11] **Patent Number: Des. 412,629**

[45] **Date of Patent: \*\* Aug. 10, 1999**

[54] **ENTERTAINMENT STORAGE UNIT**

[75] Inventor: **Paul Zaidman**, Winnipeg, Canada

[73] Assignee: **Palliser Furniture, Ltd.**, Winnipeg, Canada

[\*\*] Term: **14 Years**

[21] Appl. No.: **29/067,571**

[22] Filed: **Mar. 10, 1997**

[51] **LOC (6) Cl.** ..... **06-04**

[52] **U.S. Cl.** ..... **D6/445**

[58] **Field of Search** ..... D6/432-448, 553,  
D6/559, 561; 312/114, 257, 204

[56] **References Cited**

**U.S. PATENT DOCUMENTS**

D. 253,563	12/1979	Ungaro	.....	D6/561
D. 285,743	9/1986	Richwine	.....	D6/561
D. 365,703	1/1996	Miller et al.	.....	D6/561
1,319,603	10/1919	Monfet	.....	D6/561 X

**OTHER PUBLICATIONS**

Ikea p. 56; stand alone cabinet top left on page, 1990.  
Service Merchandise, p. 120; Sauder TV/VCR cart item #1  
on page, 1996.

Miller's Office Products, p. 19; cabinet pedestals item C on page, 1998.

Sears Fall/Winter, p. 1204; 2-door wall cabinet, far left column, second from top, 1981.

"Rev-A-Shelf" flyer, cabinet door panels on front page, Aug. 1995.

*Primary Examiner*—Carmen H. Vales-Lado  
*Attorney, Agent, or Firm*—Pollock, Vande Sande & Amernick

[57] **CLAIM**

The ornamental design for an entertainment storage unit, as shown and described.

**DESCRIPTION**

FIG. 1 is a top view of an entertainment storage unit showing my new design;

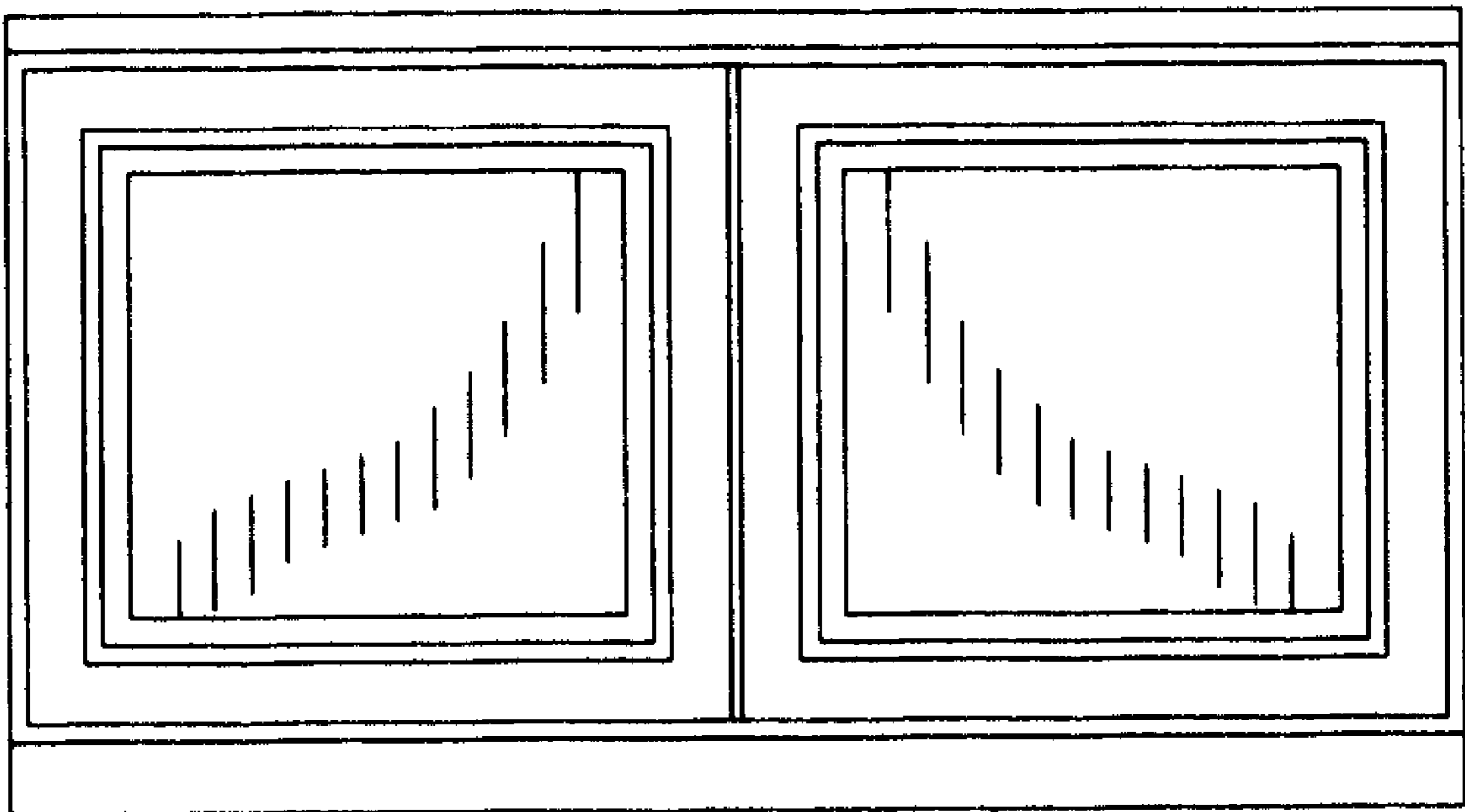
FIG. 2 is a perspective view thereof;

FIG. 3 is a front view thereof; and,

FIG. 4 is a left side elevational view as seen when in use, the right side being a mirror image thereof.

The rear of the unit not shown forms no part of the claimed design.

**1 Claim, 1 Drawing Sheet**



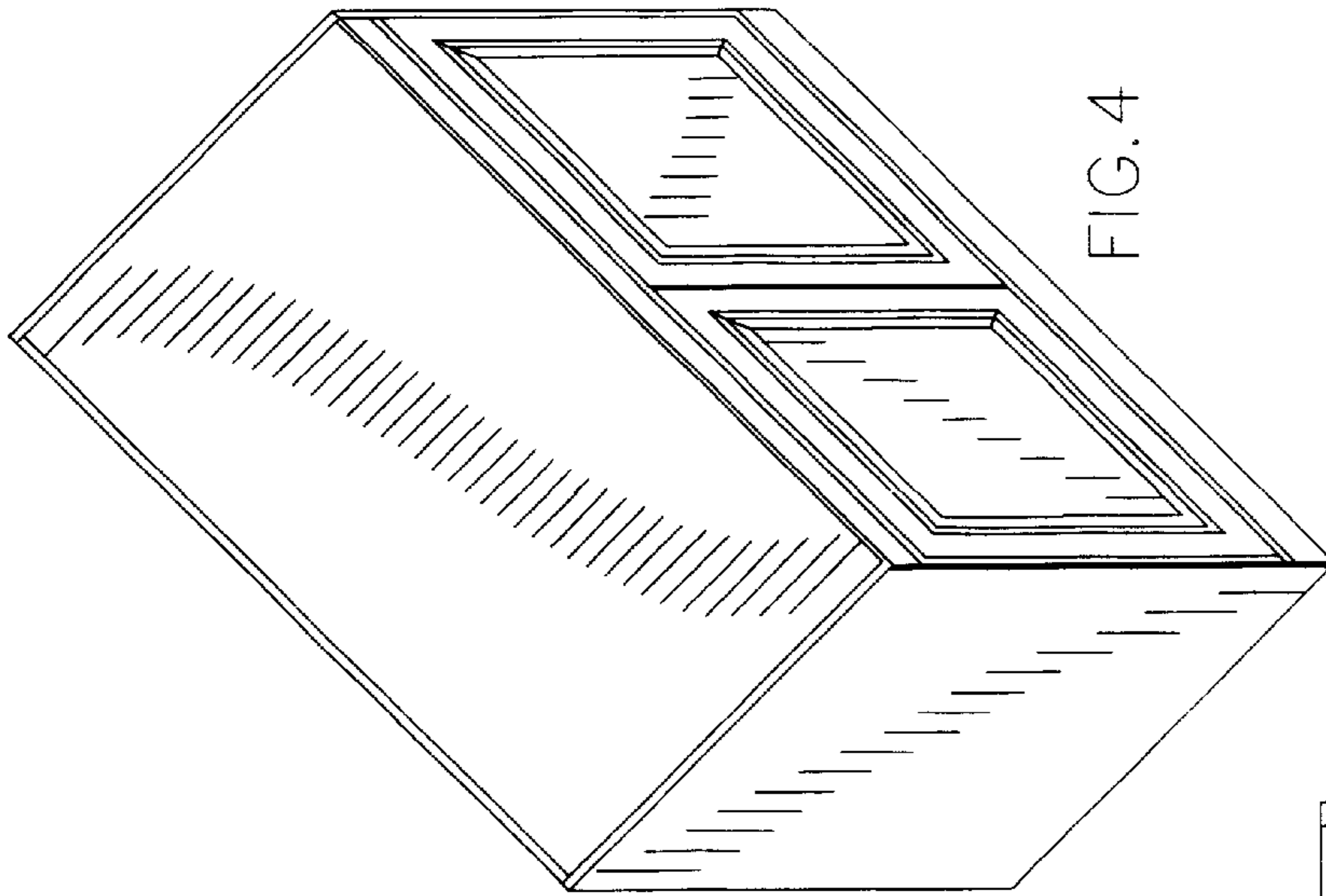


FIG. 4

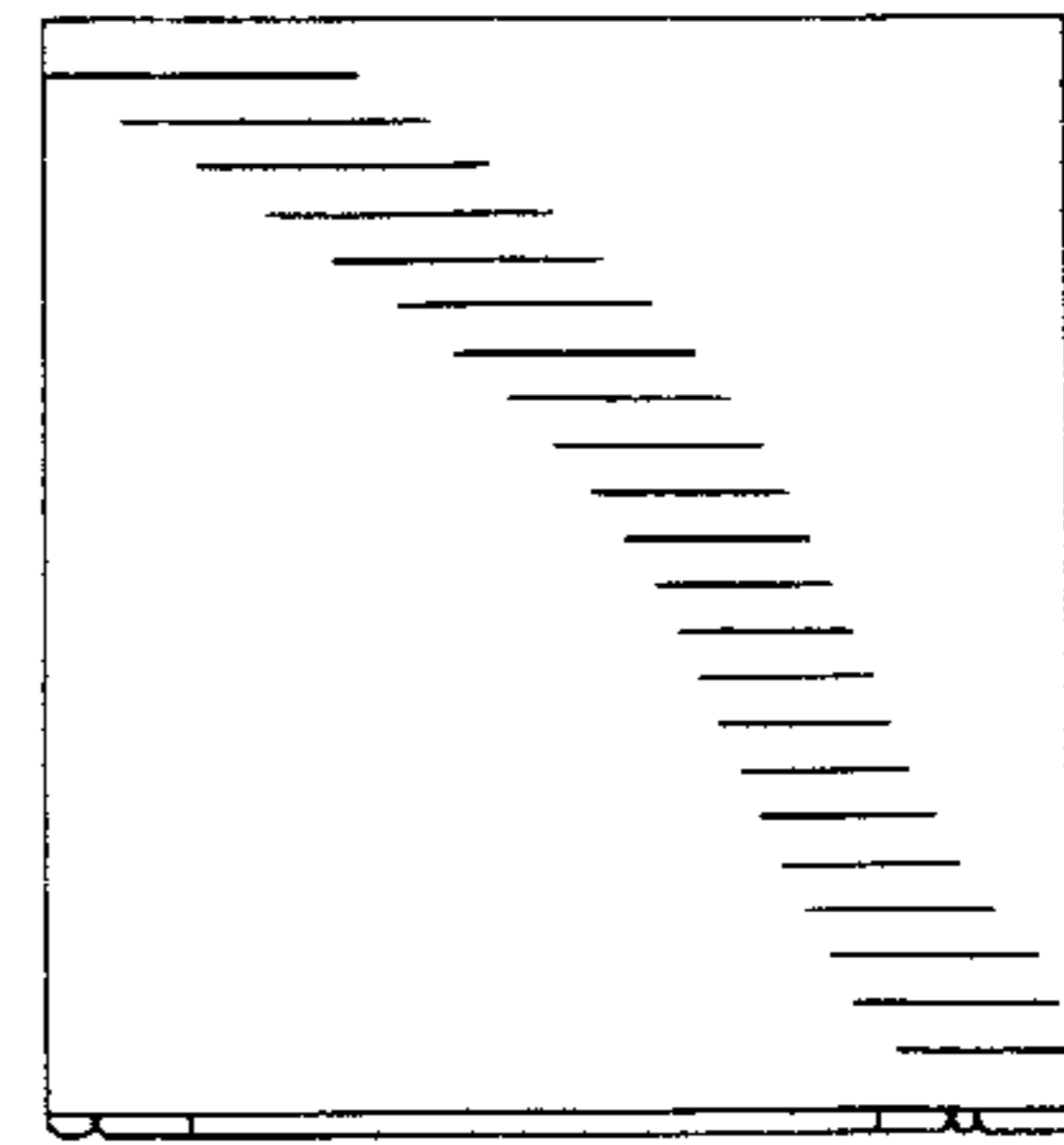


FIG. 3




FIG. 1

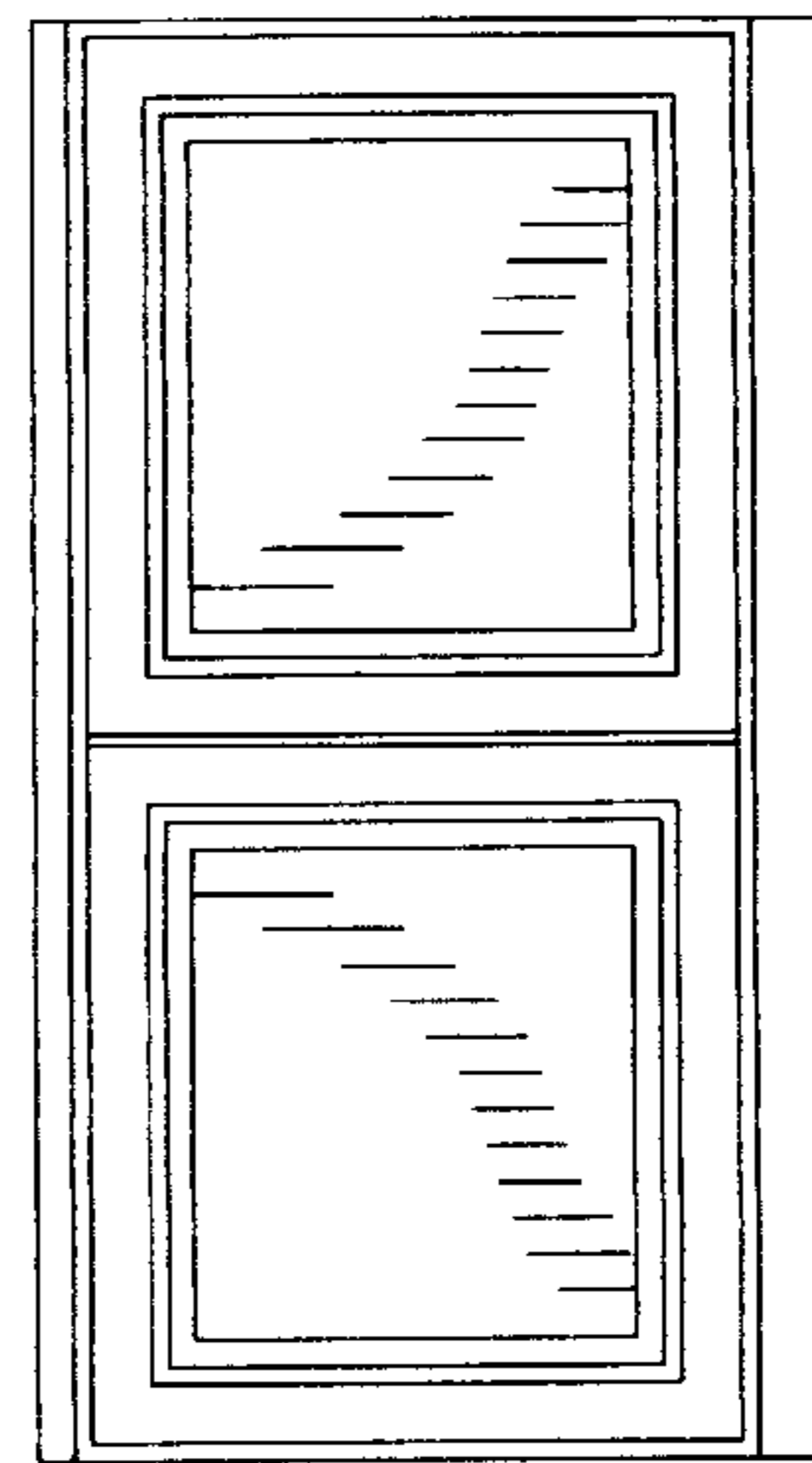


FIG. 2