



US00D412626S

United States Patent [19]

Johnson et al.

[11] Patent Number: Des. 412,626

[45] Date of Patent: ** Aug. 10, 1999

[54] CABINET

4,441,768 4/1984 Clarkson 312/257
4,681,379 7/1987 Pillinini 312/297

[75] Inventors: **Charles S. Johnson**, Copley; **Joseph M. Kasanic**, Medina, both of Ohio

FOREIGN PATENT DOCUMENTS

865534 1/1993 Japan .

[73] Assignee: **Rubbermaid Incorporated**, Wooster, Ohio

OTHER PUBLICATIONS

[**] Term: **14 Years**

Catalog page, Cabinets; Shern Diau Enterprise Co., Ltd., No. 9, Lane 390, Sec. 2 Wan Shou Road, Kuei Shan Hsiang Taoyuan Hsien Taiwan, Republic of China. Published at least as early as Jan., 1998.

[21] Appl. No.: **29/084,311**

Catalog page, Cabinets; Richell Corporation, 136 Sakuragi Mizuhashi Toyama, Toyama 939-05, Japan. Published at least as early as Jan., 1998.

[22] Filed: **Feb. 27, 1998**

[51] **LOC (6) Cl.** **06-04**

[52] **U.S. Cl.** **D6/433**

[58] **Field of Search** D6/432-448; 312/297, 312/204

Primary Examiner—Carmen H Vales-Lado
Attorney, Agent, or Firm—Richard B. O’Planick

[56] References Cited

[57] CLAIM

U.S. PATENT DOCUMENTS

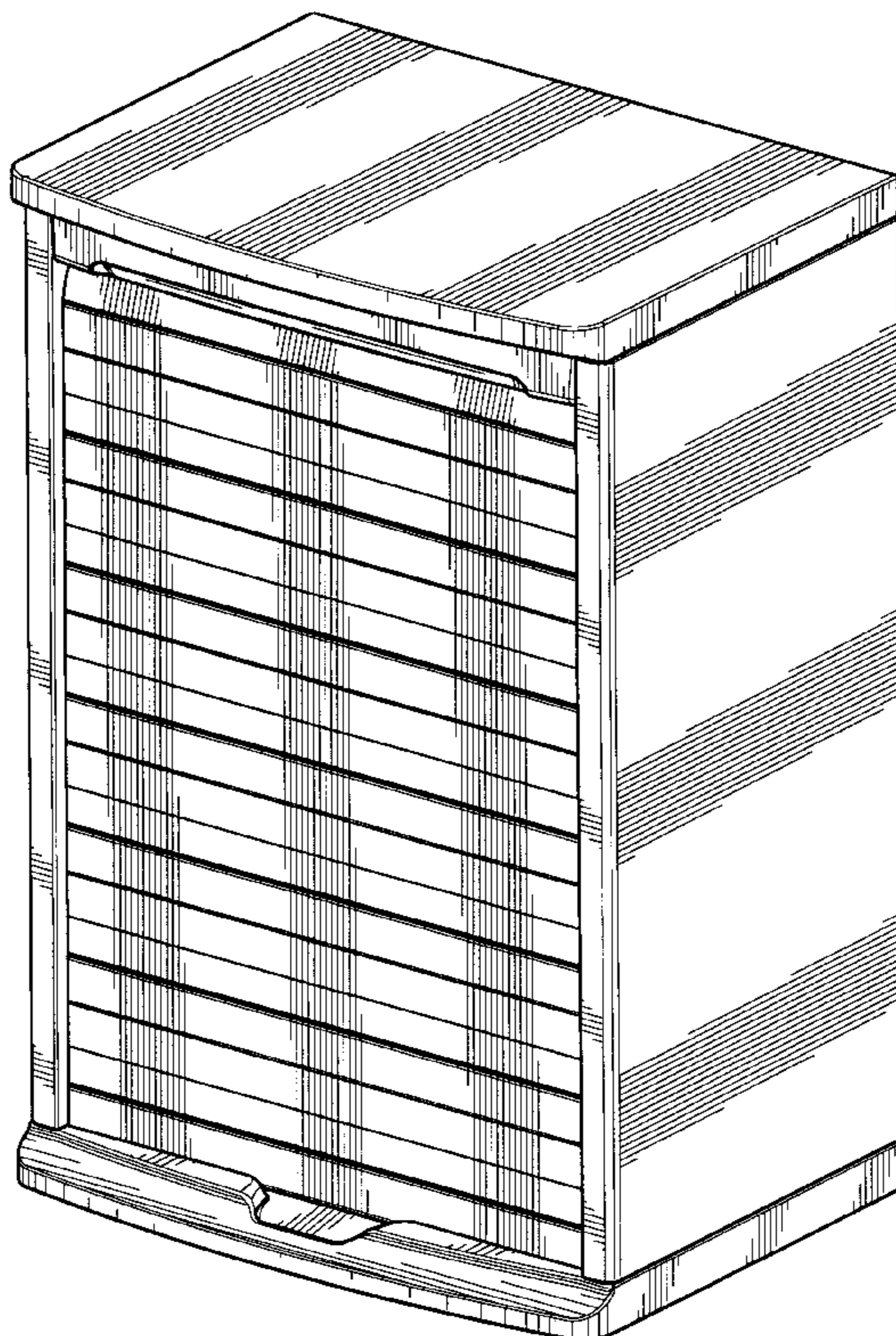
The ornamental design for a cabinet, as shown and described.

D. 22,397	5/1893	Emerson	D6/433
D. 22,588	7/1893	Cantwell	D6/433
D. 238,326	1/1976	Offredi	D6/433
D. 250,309	11/1978	Chervenak	D6/433
D. 378,174	2/1997	Kamin et al.	D6/433
D. 379,274	5/1997	Ati et al.	D6/436
2,172,956	9/1939	Derman	312/190
2,236,870	4/1941	Derman	312/144
2,766,822	10/1956	Potter	160/201
2,827,118	3/1958	Wendt	160/363
2,978,020	4/1961	Paulsrude	160/183
3,066,995	12/1962	Derman	312/297
3,110,533	11/1963	LeBron	312/222

DESCRIPTION

FIG. 1 is a top right front perspective view of a cabinet showing our new design;
FIG. 2 is a front elevational view thereof;
FIG. 3 is a left side elevational view thereof; the right side elevational view being a mirror image;
FIG. 4 is a rear elevational view thereof;
FIG. 5 is a top plan view thereof; and,
FIG. 6 is a bottom plan view thereof.

1 Claim, 5 Drawing Sheets



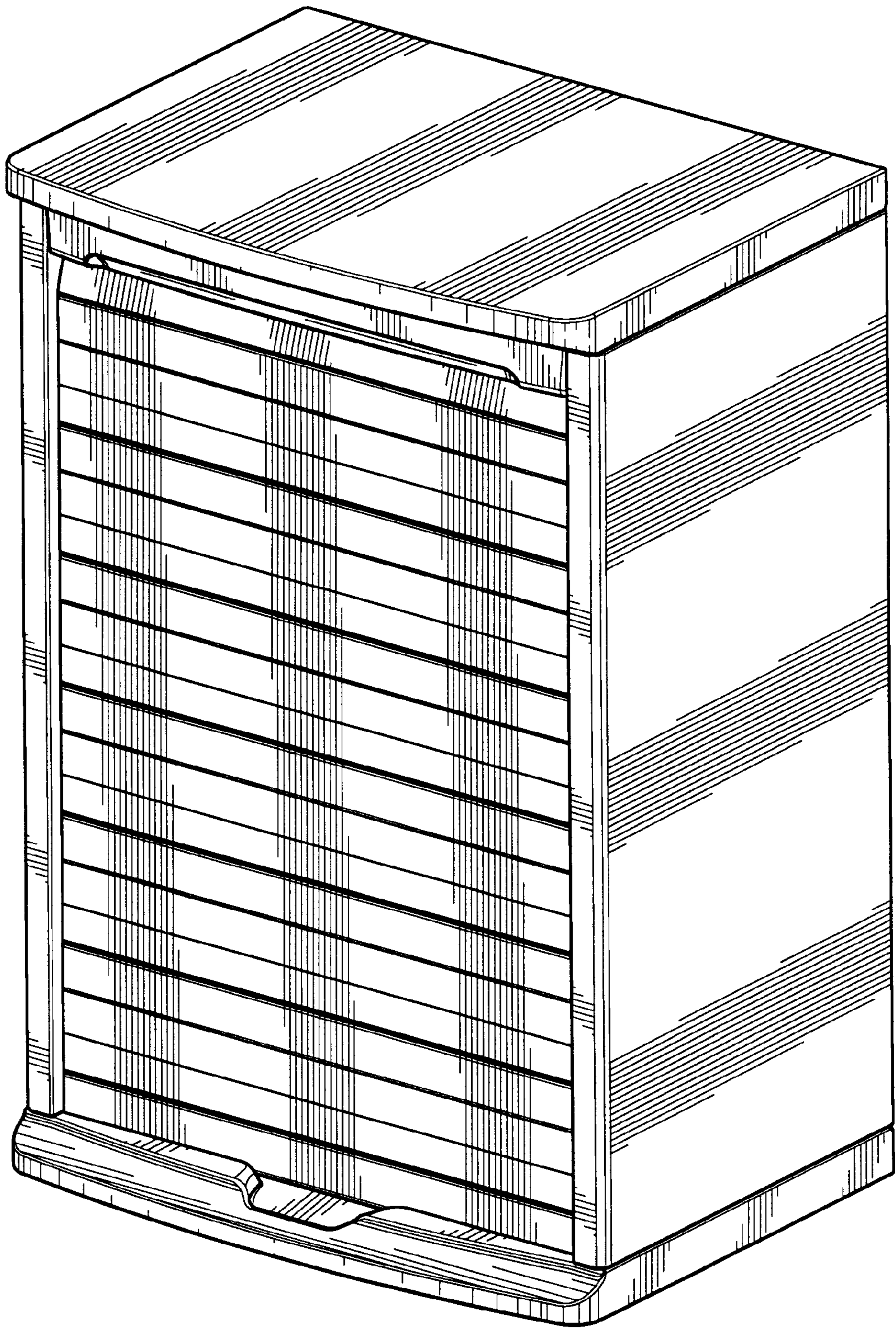


FIG. 1

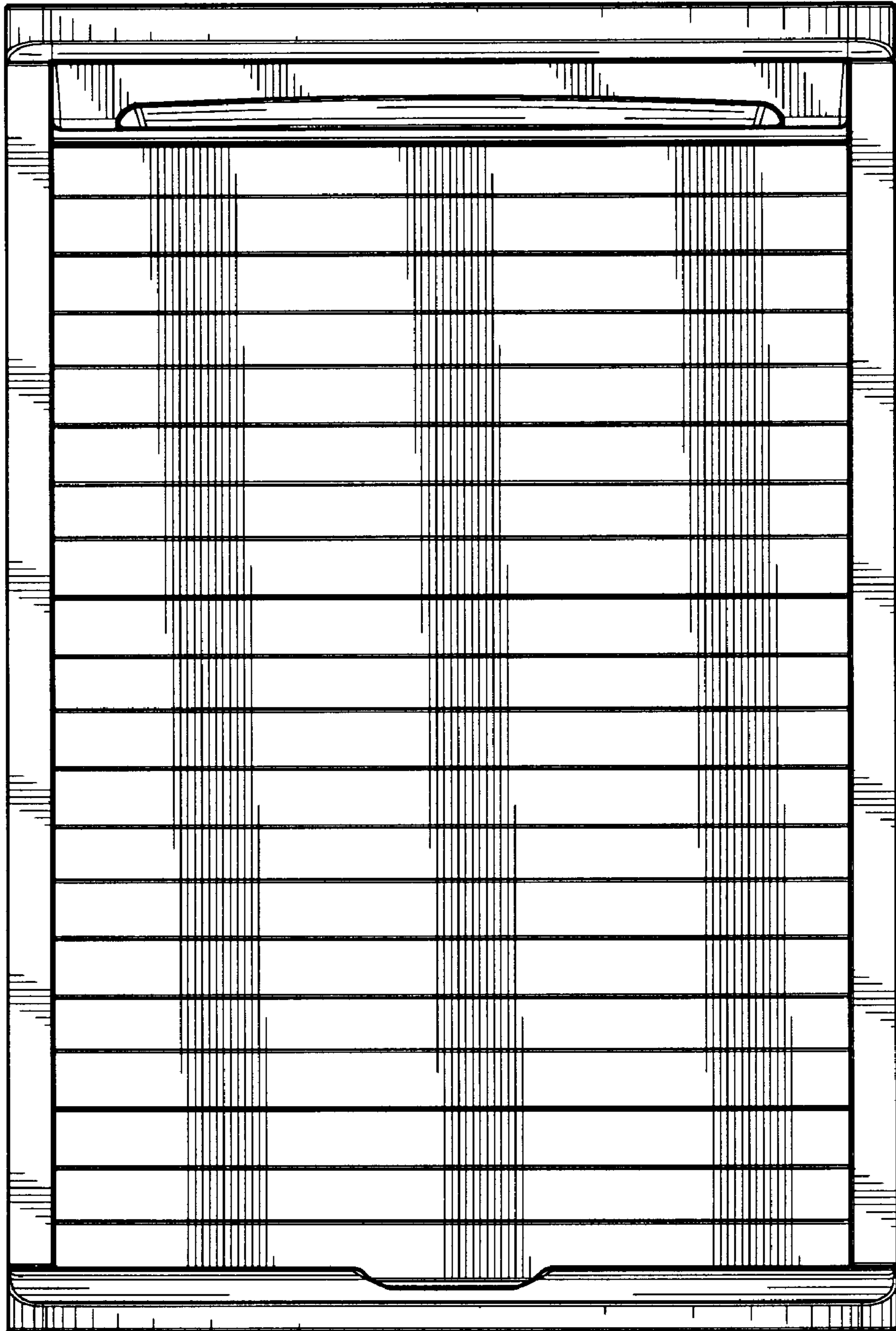


FIG. 2




FIG. 3




FIG. 4

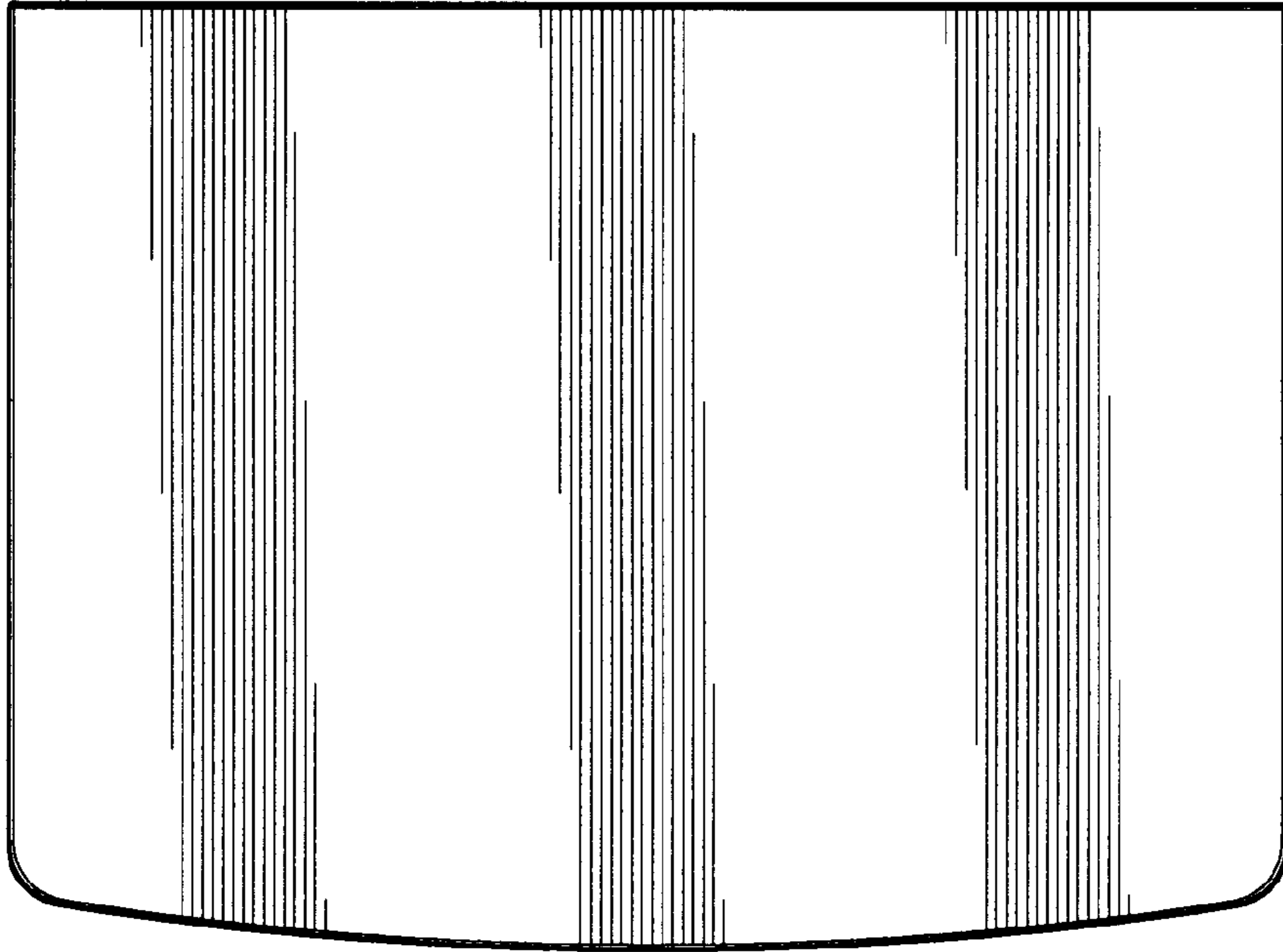


FIG. 5

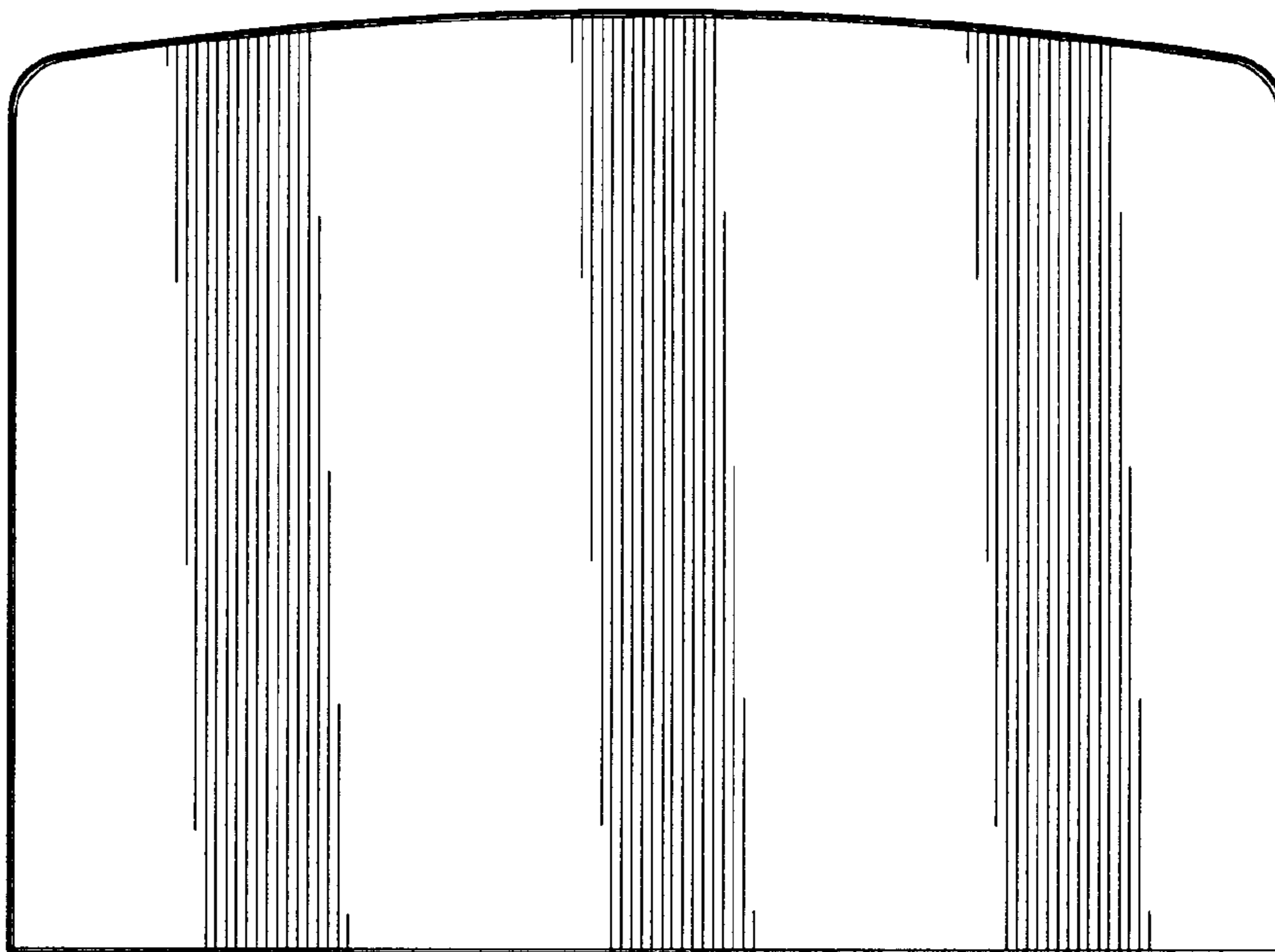


FIG. 6