



US00D412615S

United States Patent [19]

Brightbill et al.

[11] Patent Number: **Des. 412,615**

[45] Date of Patent: **** Aug. 10, 1999**

[54] **WALKER ATTACHMENT**

[75] Inventors: **Keith E. Brightbill; David M. Dobersztyn**, both of Stephens City, Va.

[73] Assignee: **Rubbermaid Commercial Products Inc.**, Winchester, Va.

[**] Term: **14 Years**

[21] Appl. No.: **29/092,107**

[22] Filed: **Aug. 12, 1998**

[51] **LOC (6) Cl.** **03-03**

[52] **U.S. Cl.** **D3/17**

[58] **Field of Search** D3/5, 7, 8, 9, D3/16, 17; 135/65, 66, 67, 68, 70, 77, 78, 80, 81, 82, 85, 84; D24/211, 215; 248/188.9

[56] **References Cited**

U.S. PATENT DOCUMENTS

D. 197,750	3/1964	Rosenberg	D24/211
D. 357,322	4/1995	Matthews	D24/211
D. 359,162	6/1995	Knight	D3/17
D. 362,336	9/1995	Weaver	D3/17
755,713	3/1904	Shanahan	.	
879,471	2/1908	Kabureck	135/84
1,534,440	4/1925	Carter	248/188.9
1,937,438	11/1933	Schacht	248/188.9
2,857,925	10/1958	Higginbotham	.	
3,251,372	5/1966	Smith	.	
3,876,041	4/1975	Pivacek	.	
4,029,311	6/1977	Chanslor et al.	.	
4,098,283	7/1978	Tritle, Jr.	135/77
4,510,957	4/1985	Frank	135/84
4,562,851	1/1986	Frank	135/78
4,708,154	11/1987	Edwards	135/84
4,747,180	5/1988	Screen	.	
4,881,564	11/1989	Fetterman	135/82
4,947,882	8/1990	Levasseur	135/84
5,032,135	7/1991	Jacobson	623/27

5,178,176	1/1993	Fetterman	135/86
5,307,828	5/1994	Gardner et al.	135/82
5,377,710	1/1995	Laser	135/66
5,573,213	11/1996	Henderson et al.	248/188.9
5,692,762	12/1997	Obitts	280/87.05
5,711,335	1/1998	Carpinella	135/77

OTHER PUBLICATIONS

P. 5, Walker attachments; Tubular Fabricators Industry, Inc., 600 West Wythe Street, Petersburg, Virginia 23803. Published at least as early as Nov., 1997.

P. 5, Walker attachments; Invacare Corporation, 899 Cleveland Street, Elyria, Ohio 44036-4028. Publication date Feb., 1996.

P. 6, Walker attachments; Guardian Products Inc., 4175 Guardian Street, Simi Valley, California 93063. Publication date 1996.

P. 27, Walker attachments; Rubbermaid Commercial Products Inc., 3124 Valley Avenue, Winchester, Virginia 22601. Publication date 1997.

Primary Examiner—Louis S. Zarfes
Assistant Examiner—Catherine R Oliver
Attorney, Agent, or Firm—Richard B. O'Planick

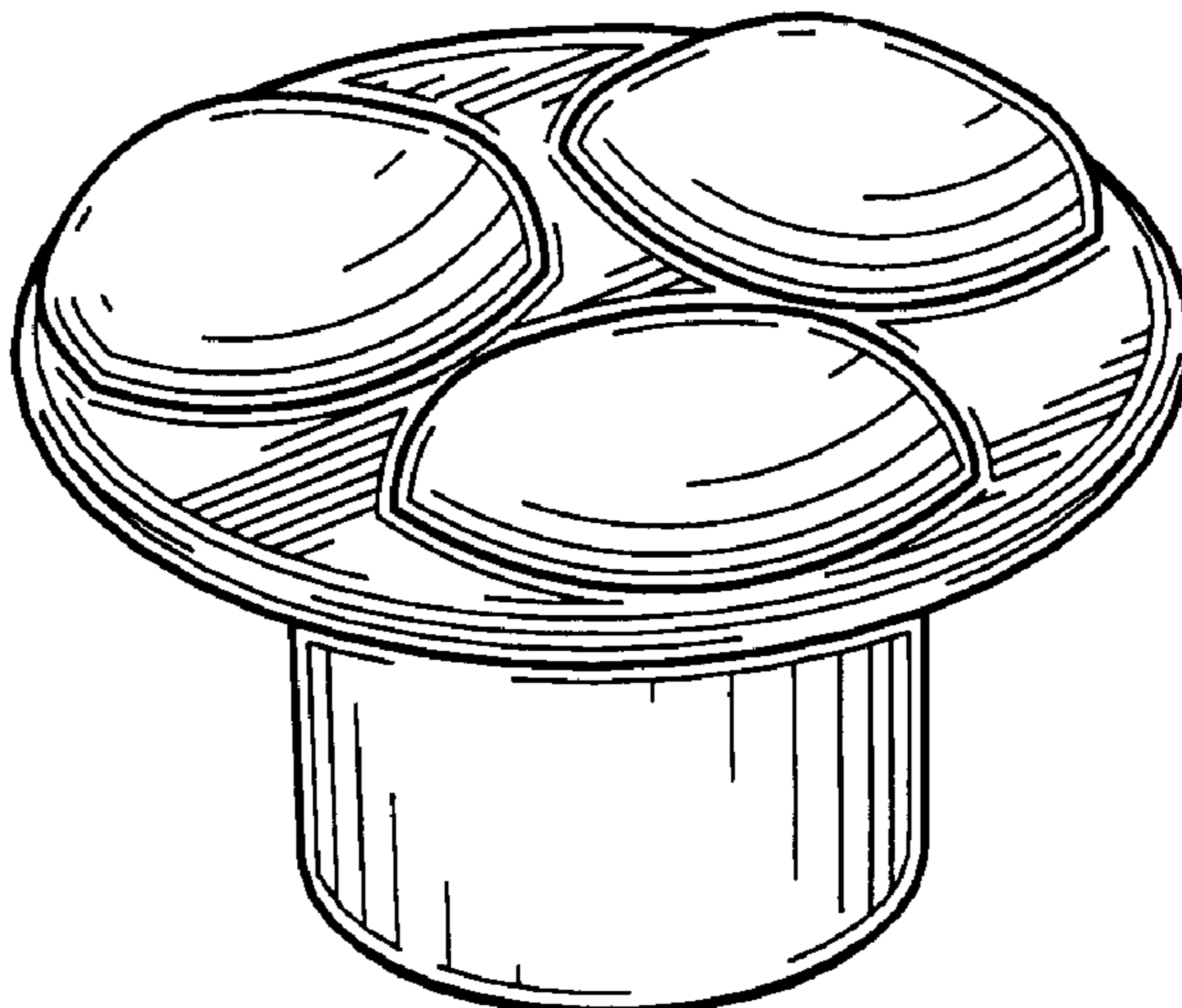
[57] CLAIM

The ornamental design for a walker attachment, as shown and described.

DESCRIPTION

FIG. 1 is a top left front perspective view of a walker attachment showing our new design;
 FIG. 2 is a top plan view thereof;
 FIG. 3 is a right side elevational view thereof;
 FIG. 4 is a front elevational view thereof;
 FIG. 5 is a left side elevational view thereof;
 FIG. 6 is a rear elevational view thereof; and,
 FIG. 7 is a bottom plan view thereof.

1 Claim, 3 Drawing Sheets



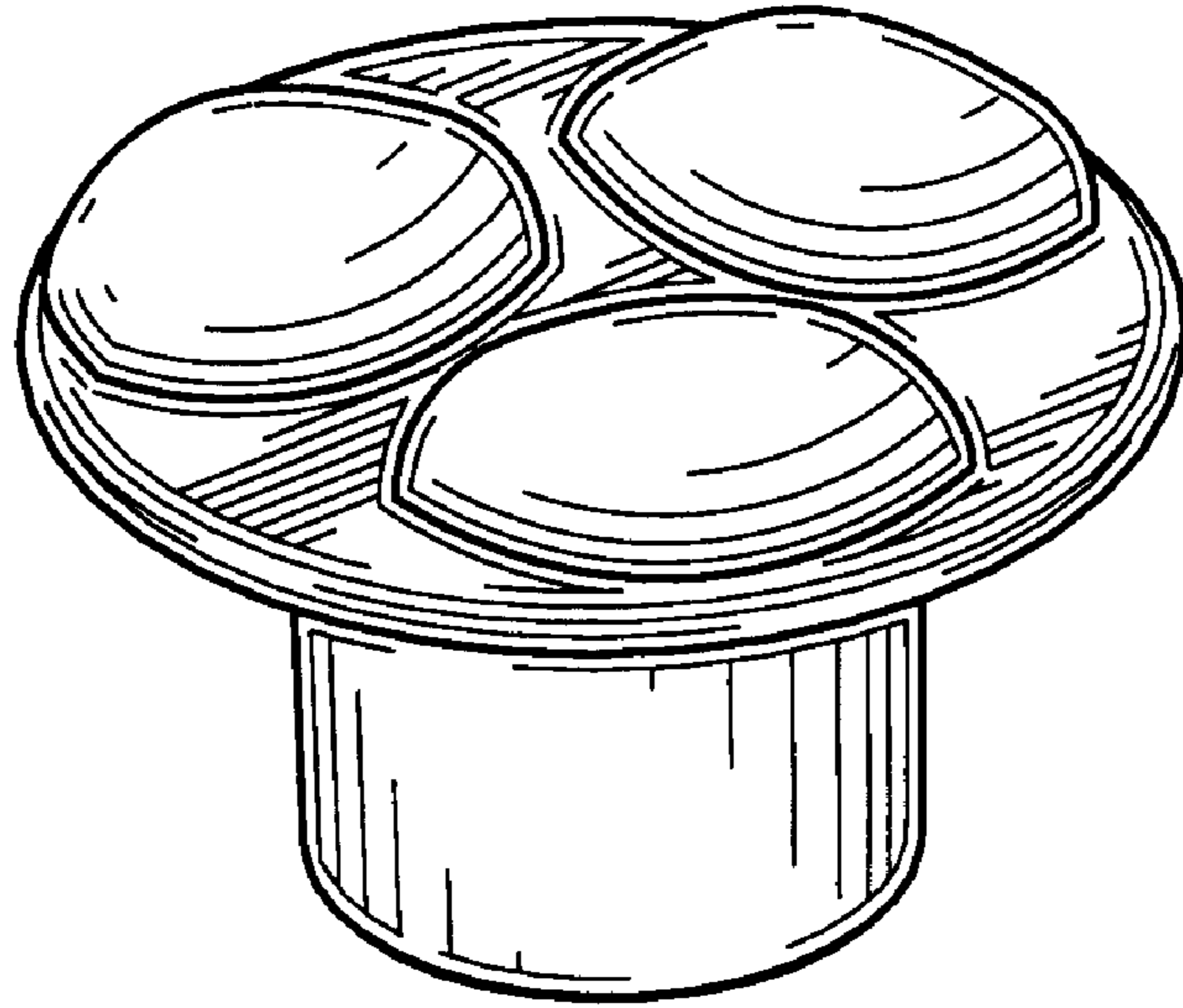


FIG. 1




FIG. 2




FIG. 3




FIG. 4




FIG. 5




FIG. 6



FIG. 7