



US00D412613S

United States Patent [19]
von Conta et al.

[11] **Patent Number: Des. 412,613**

[45] **Date of Patent: ** Aug. 10, 1999**

[54] **SHOE SOLE**

[75] Inventors: **Peter von Conta**, Putnam, Conn.; **Gary P. Duclos**, Newbury Port, Mass.

[73] Assignee: **The Rockport Company, Inc.**, Marlborough, Mass.

[**] Term: **14 Years**

[21] Appl. No.: **29/074,210**

[22] Filed: **Jul. 30, 1997**

- D. 324,133 2/1992 Mitsui .
- D. 326,014 5/1992 Issler .
- D. 326,015 5/1992 Kayano .
- D. 328,969 9/1992 Kayano .
- D. 331,494 12/1992 Tonkel et al. .
- D. 339,457 9/1993 Kawasaki .
- D. 351,717 10/1994 Kayano et al. .
- D. 354,845 1/1995 Bramani .
- D. 363,371 10/1995 Werman .
- D. 365,921 1/1996 von Conta et al. .
- D. 378,319 3/1997 Miyauchi D2/960
- D. 385,987 11/1997 Bramani .
- 5,678,825 10/1997 Davidowitz et al. .

Related U.S. Application Data

[62] Division of application No. 29/067,296, Mar. 3, 1997.

[51] **LOC (6) Cl.** **02-04**

[52] **U.S. Cl.** **D2/957; D2/951; D2/953; D2/954; D2/960**

[58] **Field of Search** D2/897, 902, 906, D2/908, 914, 916, 919, 946-962, 964; 36/44, 85, 101, 103, 104, 106, 113-115, 124, 126, 127-130, 3 B, 11.5, 12-15, 22 R, 25 R, 30 R, 32 R, 32 A, 33, 172

References Cited

U.S. PATENT DOCUMENTS

- D. 290,902 7/1987 Kelley D2/955
- D. 291,945 9/1987 Kelley et al. D2/959
- D. 296,724 7/1988 Peterson .
- D. 303,451 9/1989 Weiner D2/908
- D. 313,112 12/1990 Eisenbach D2/962
- D. 323,577 2/1992 Kayano .

FOREIGN PATENT DOCUMENTS

1 018 202 4/1955 France .

Primary Examiner—Celia Murphy
Attorney, Agent, or Firm—Sterne, Kessler, Goldstein & Fox P.L.L.C.

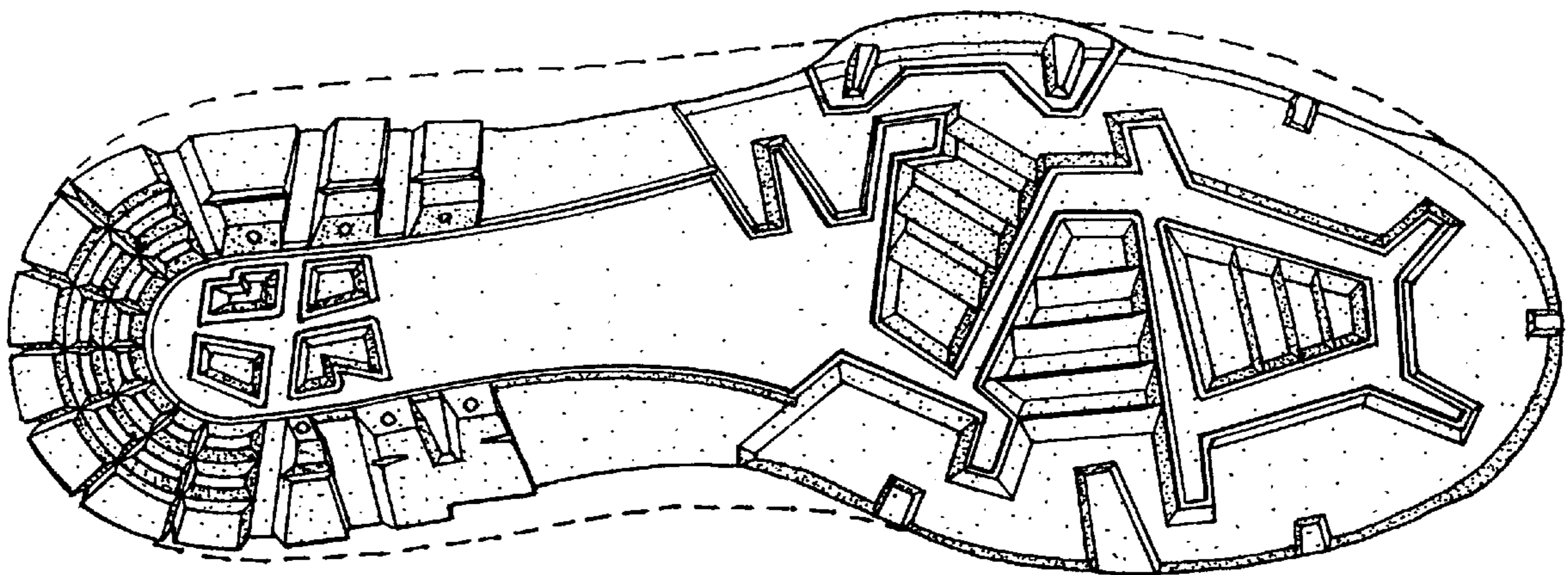
[57] **CLAIM**

The ornamental design for a shoe sole, as shown and described.

DESCRIPTION

FIG. 1 is a bottom plan view of a shoe sole showing our new design;
FIG. 2 is a left side elevational view thereof;
FIG. 3 is a right side elevational view thereof;
FIG. 4 is a front elevational view thereof; and,
FIG. 5 is a rear elevational view thereof.
The broken line showing of a shoe upper in FIGS. 1-5 is environmental only and forms no part of the claimed design.

1 Claim, 2 Drawing Sheets



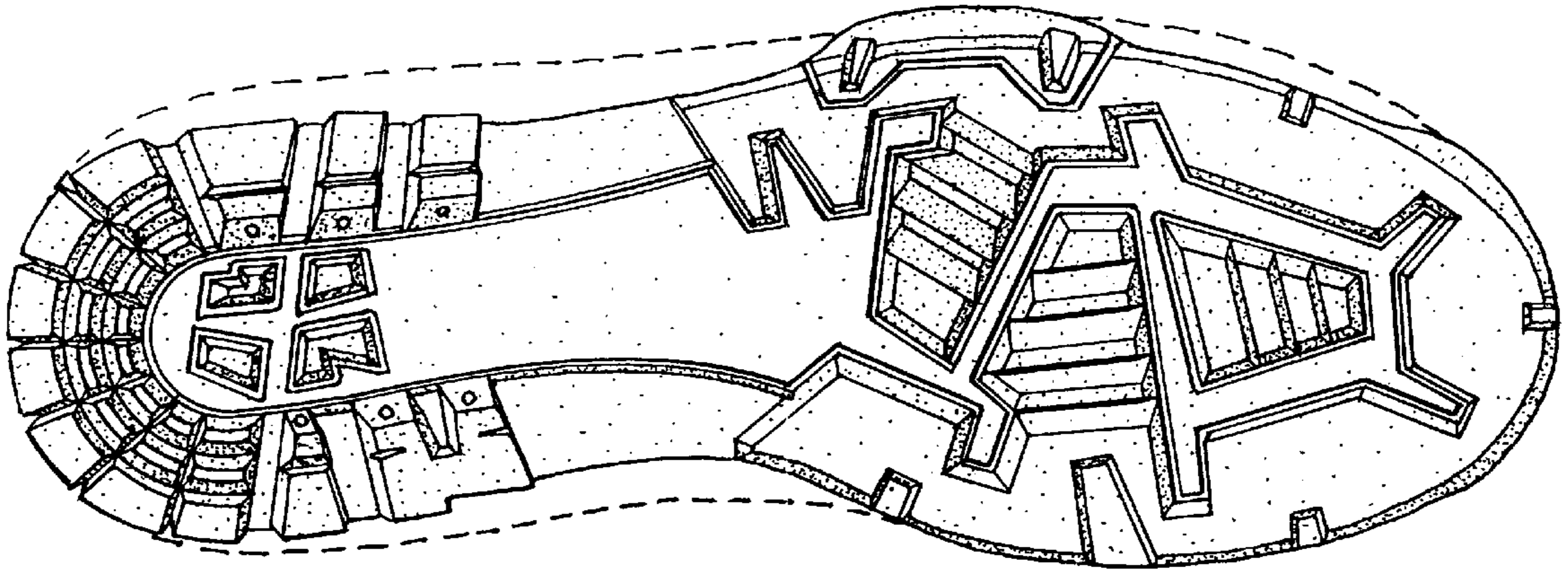


FIG. 1

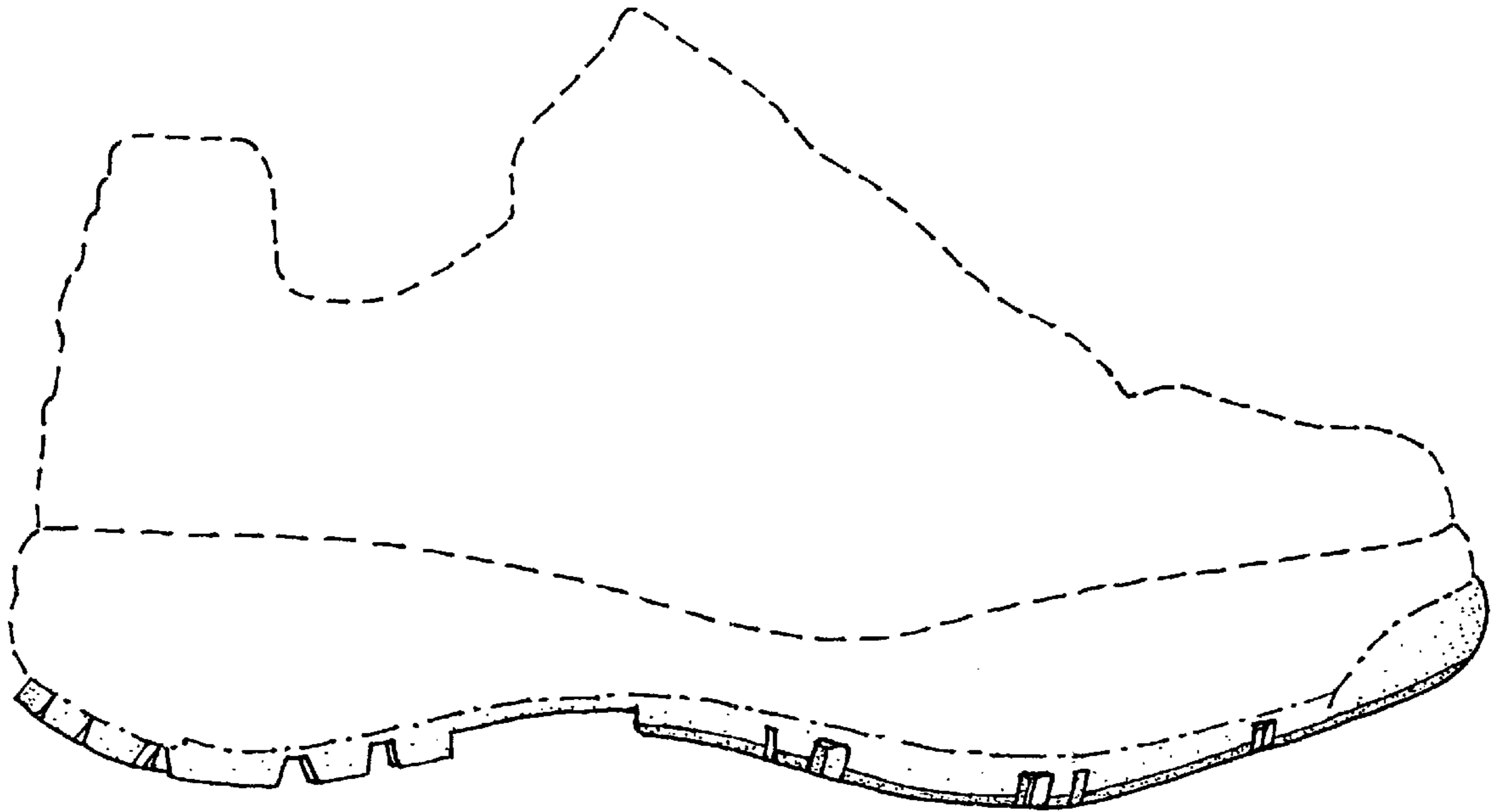


FIG. 2

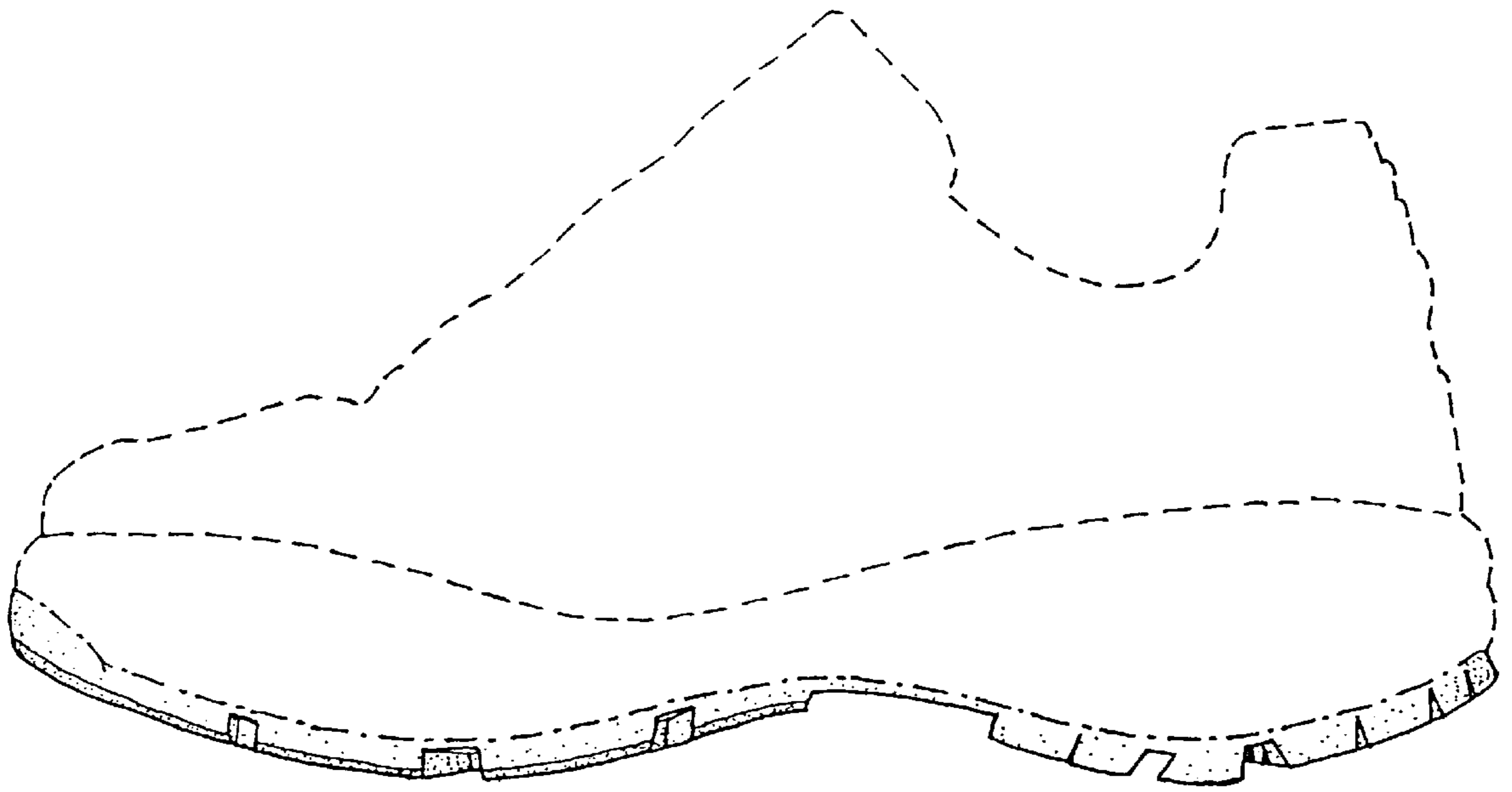


FIG. 3

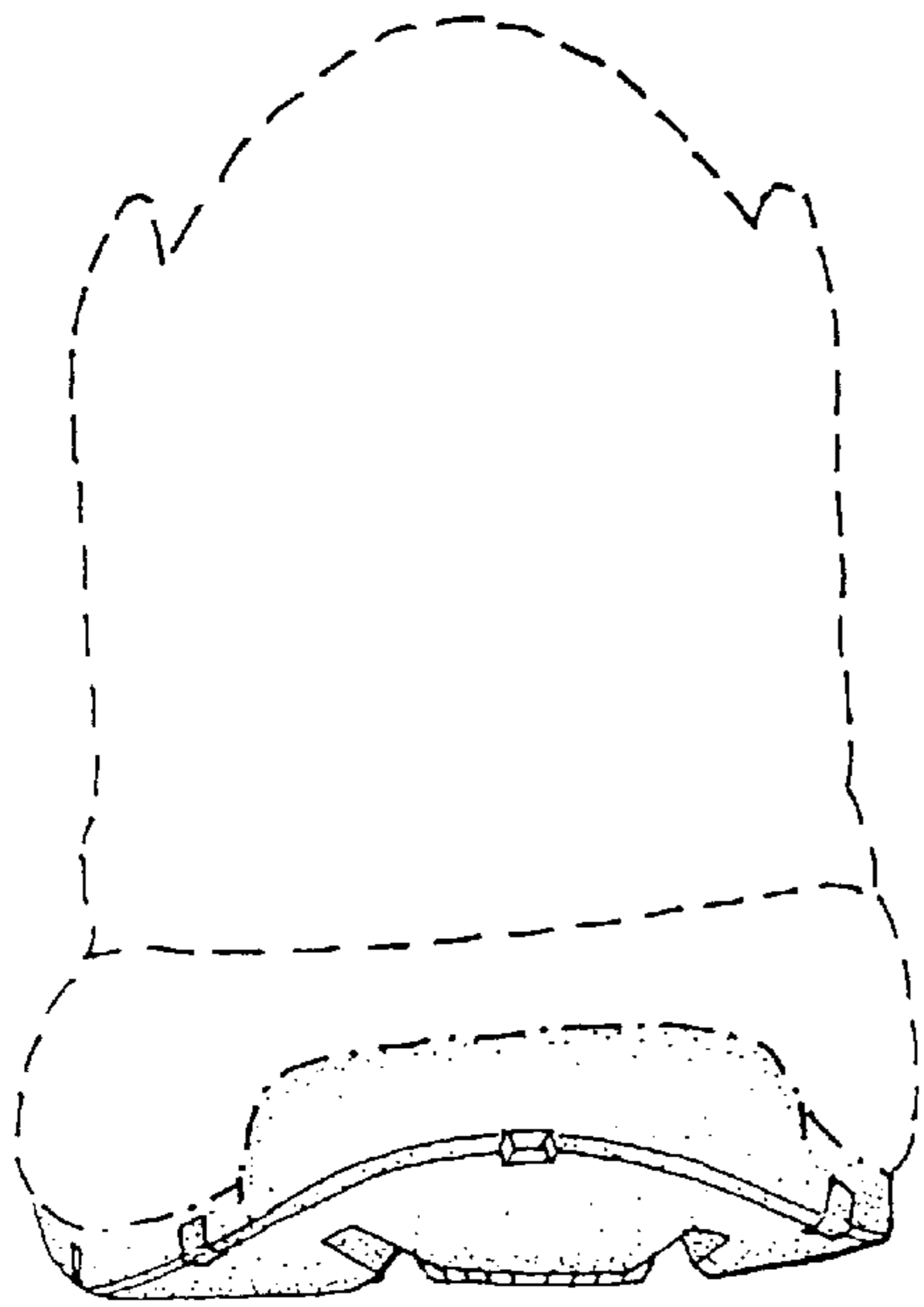


FIG. 4

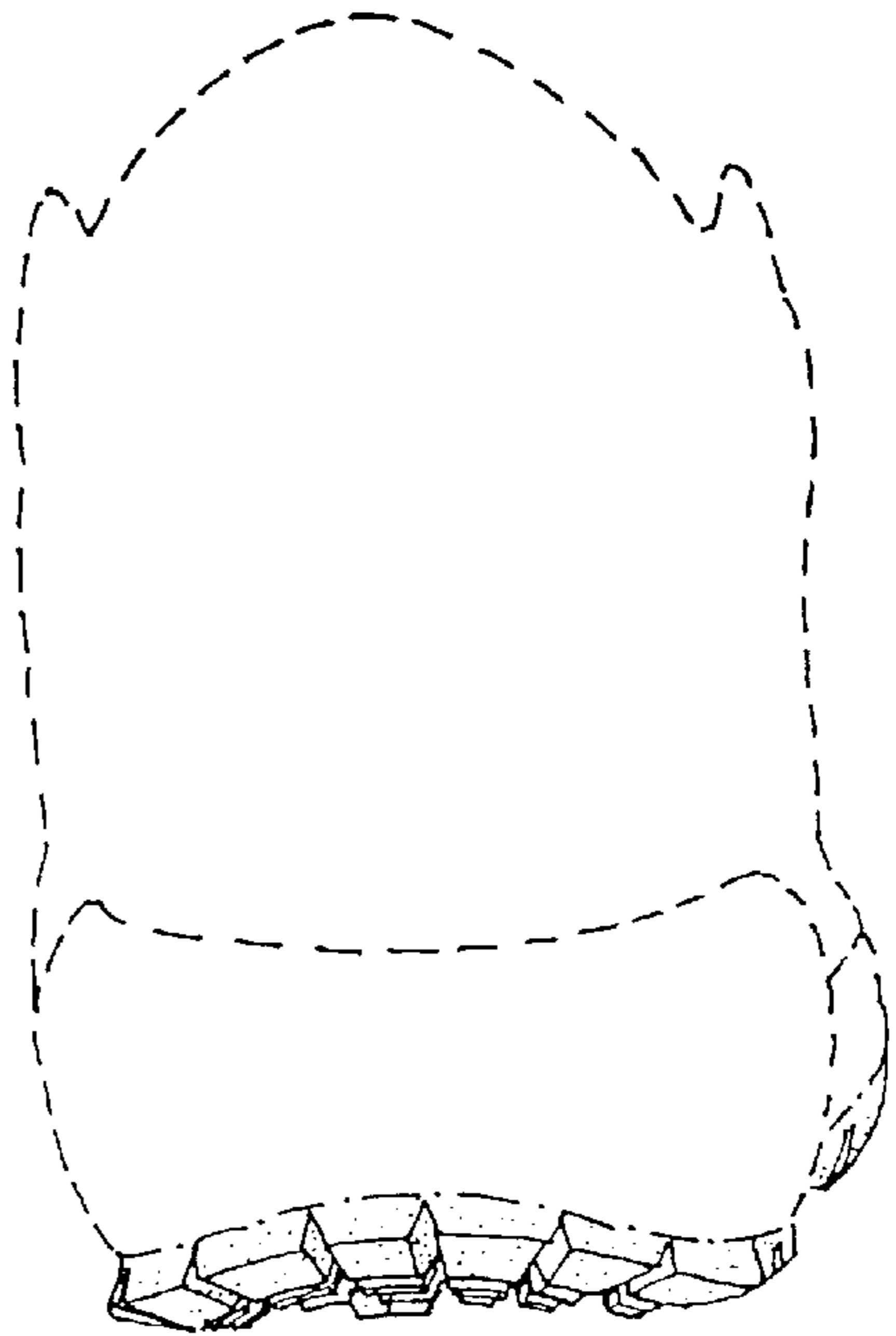


FIG. 5