



US00D412609S

United States Patent [19]

[11] **Patent Number: Des. 412,609**

Karp et al.

[45] **Date of Patent: ** Aug. 3, 1999**

[54] **SHOPPING CART ATTACHMENT**

[57] **CLAIM**

[76] Inventors: **Geoffrey H. Karp**, 30 Charing Cross, Avon, Conn. 06001; **Jason Karp**, 214 E. 24th St., New York, N.Y. 10010

The ornamental design for a shopping cart attachment, as shown and described.

[**] Term: **14 Years**

DESCRIPTION

[21] Appl. No.: **29/096,978**

FIG. 1 is a perspective view of a shopping cart attachment showing a first embodiment of our new design;

[22] Filed: **Nov. 25, 1998**

FIG. 2 is a front elevation view thereof;

[51] **LOC (6) Cl. 12-02**

FIG. 3 is a right side view thereof, the left side view being a mirror image;

[52] **U.S. Cl. D34/27**

FIG. 4 is a top plan view thereof;

[58] **Field of Search** D34/12-27; 280/33.991, 280/33.992, 33.993; 40/308; D23/267; 224/273, 277, 42.43; D19/90, 84, 52, 88, 78

FIG. 5 is a bottom plan view thereof;

FIG. 6 is a rear view thereof;

[56] **References Cited**

U.S. PATENT DOCUMENTS

D. 321,577	11/1991	Ellis et al.	D34/21
D. 355,063	1/1995	Pirnat	D34/27
3,881,267	5/1975	Hicks	40/308
4,443,961	4/1984	Gilroy	40/308
4,496,058	1/1985	Harris et al.	211/86
4,848,117	7/1989	Welborn et al.	40/308
4,858,353	8/1989	Krebs et al.	40/308
5,086,960	2/1992	Schwietzer	224/277
5,566,609	10/1996	Kirschner	108/42

FIG. 7 is a front elevation view of shopping cart attachment showing a second embodiment of our new design;

FIG. 8 is a right side view thereof, the left side view being a mirror image;

FIG. 9 is a top plan view thereof;

FIG. 10 is a bottom plan view thereof;

FIG. 11 is a rear view thereof;

FIG. 12 is a front elevation view of shopping cart attachment showing a third embodiment of our new design;

FIG. 13 is a right side view thereof, the left side view being a mirror image;

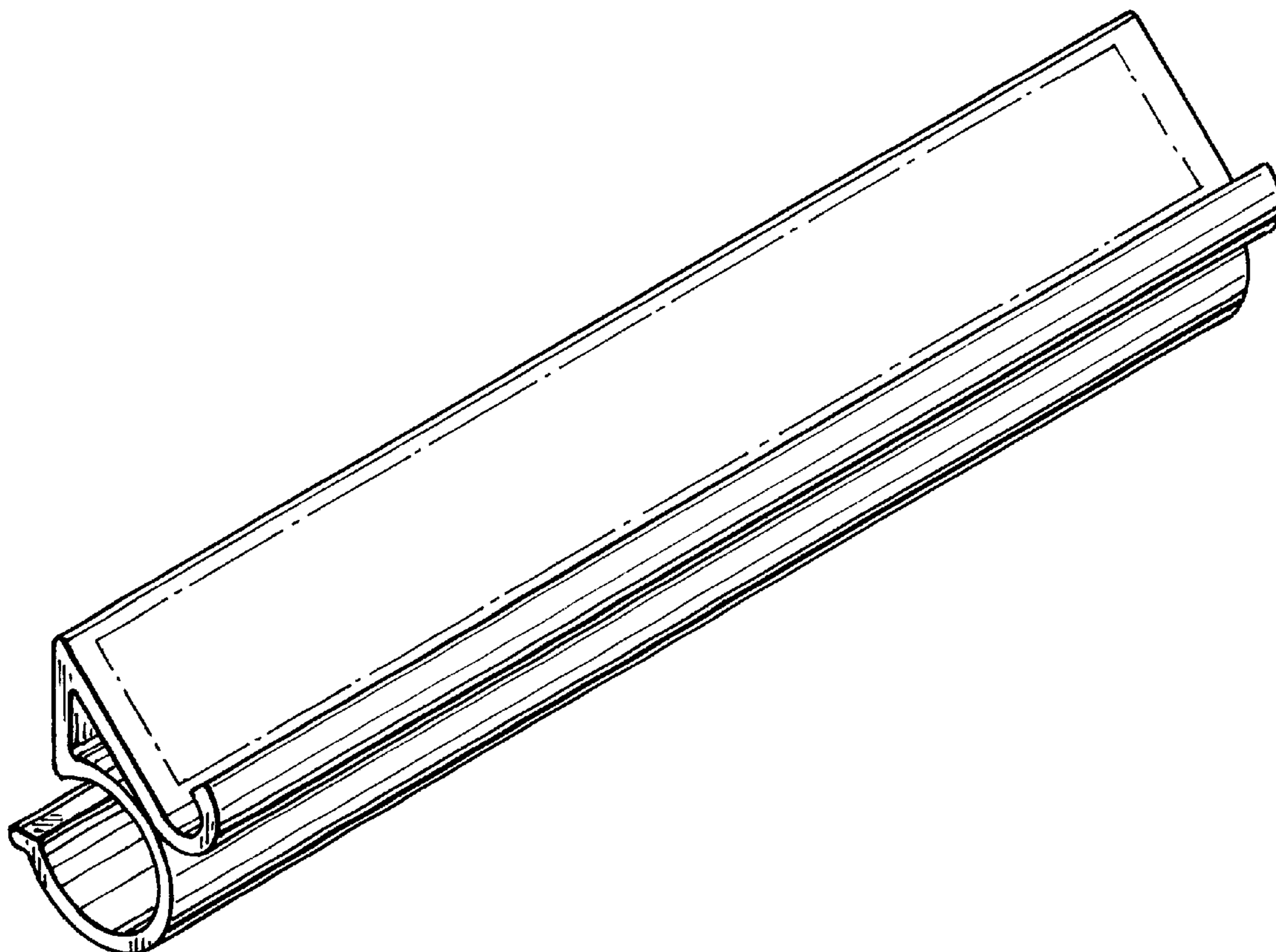
FIG. 14 is a top plan view thereof;

FIG. 15 is a bottom plan view thereof; and,

FIG. 16 is a rear view thereof.

Primary Examiner—Kay H. Chin

1 Claim, 4 Drawing Sheets



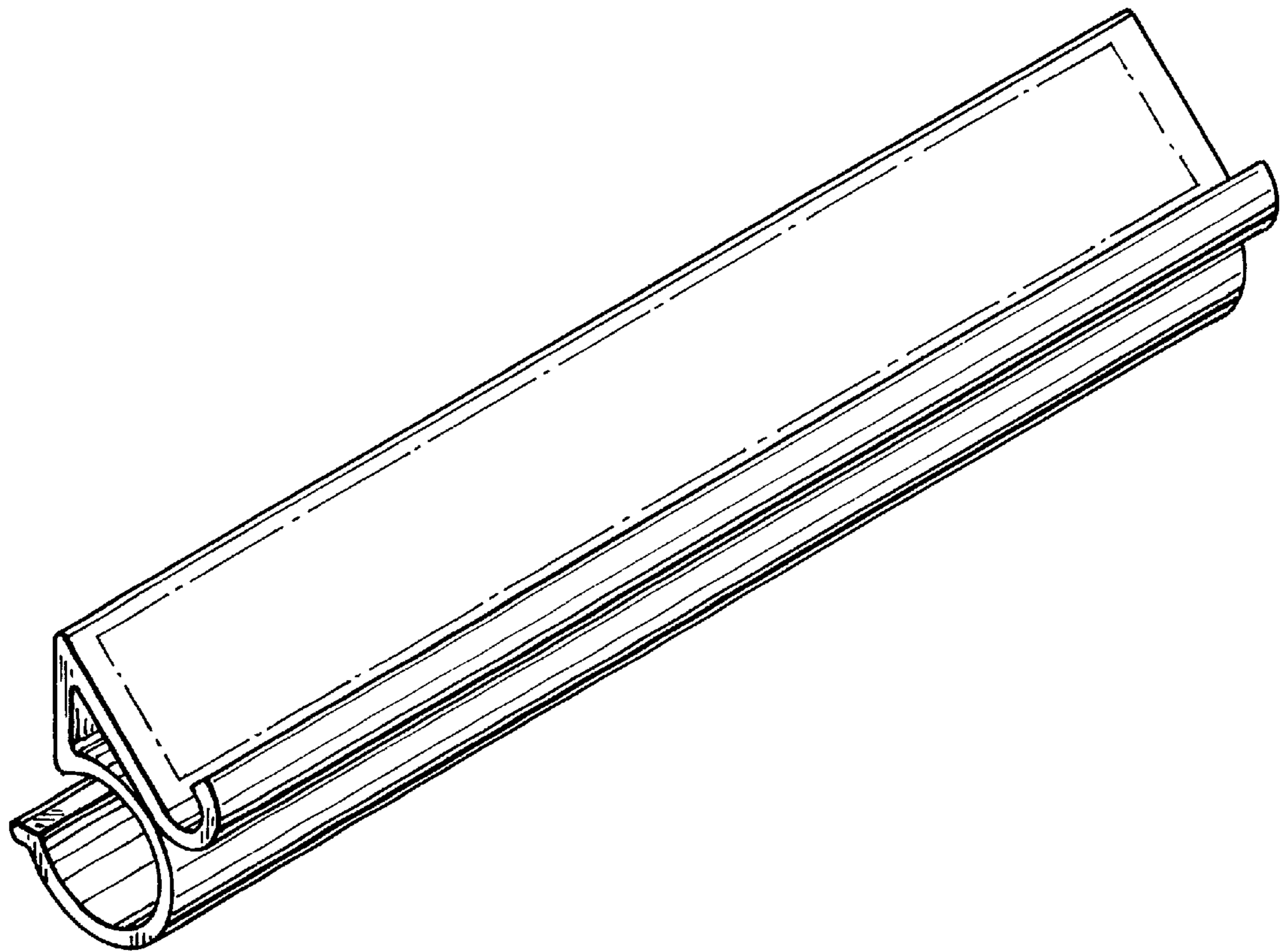


FIG. 1




FIG. 4

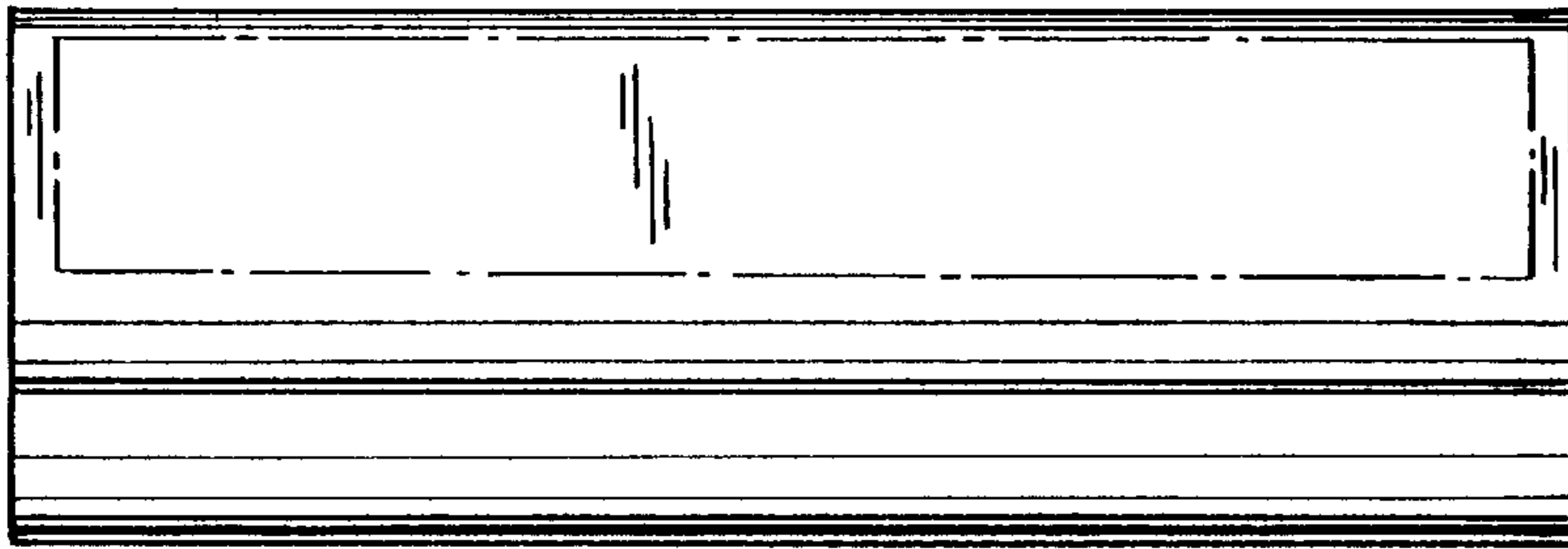


FIG. 2




FIG. 3




FIG. 5




FIG. 6




FIG. 9

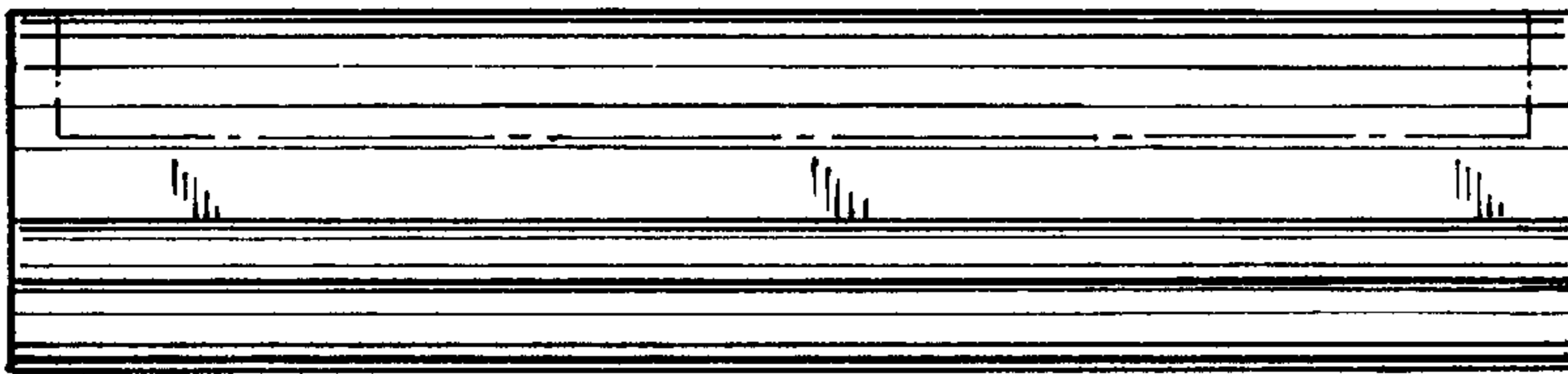


FIG. 7




FIG. 8




FIG. 10




FIG. 11




FIG. 14




FIG. 12

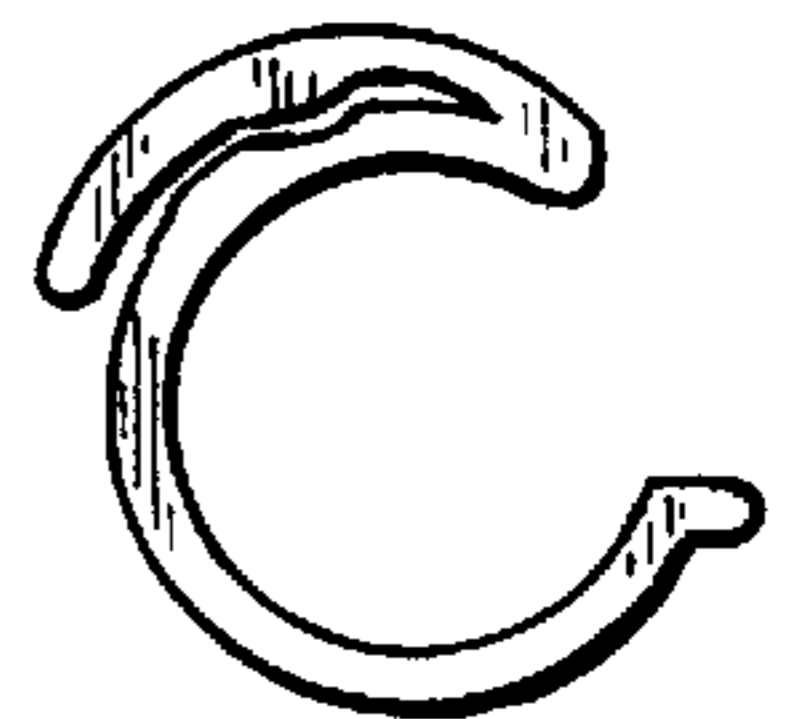


FIG. 13




FIG. 15




FIG. 16