



US00D412607S

United States Patent [19]

[11] **Patent Number: Des. 412,607**

Goodin et al.

[45] **Date of Patent: ** *Aug. 3, 1999**

[54] **FULL BASE DISH RACK**

[75] Inventors: **John W. Goodin**, Coto de Caza;
Charles W. Jarvis, Irvine, both of Calif.

[73] Assignee: **Cambro Manufacturing Company**, Huntington Beach, Calif.

[*] Notice: This patent is subject to a terminal disclaimer.

[**] Term: **14 Years**

[21] Appl. No.: **29/081,184**

[22] Filed: **Dec. 23, 1997**

[51] **LOC (6) Cl.** **15-05**

[52] **U.S. Cl.** **D32/3; D32/55**

[58] **Field of Search** **D32/3, 25, 55, D32/58, 59; 211/181.1, 41.3, 41.8, 41.4; 206/515, 505, 519, 507; 220/488, 676; 134/135, 137; D3/304, 307, 313, 314**

[56] **References Cited**

U.S. PATENT DOCUMENTS

D. 201,383 6/1965 Kesilman D32/3

D. 244,486	5/1977	Johnson et al.	D3/312
D. 244,489	5/1977	Johnson	D3/312
D. 268,061	2/1983	Munch et al.	D3/316
D. 349,192	8/1994	Leung	D3/313
D. 403,472	12/1998	Goodin et al.	D32/3
D. 404,176	1/1999	Goodin et al.	D32/3
5,115,822	5/1992	Nichols	134/135

Primary Examiner—Mitchell Siegel
Attorney, Agent, or Firm—George F. Bethel

[57] CLAIM

We claim the ornamental design for a full base dish rack, as shown and described.

DESCRIPTION

FIG. 1 shows a perspective view of our design of a full base dish rack.

FIG. 2 shows a side elevation view of all the sides which are identical.

FIG. 3 shows a top plan view; and,

FIG. 4 shows a bottom plan view.

1 Claim, 4 Drawing Sheets

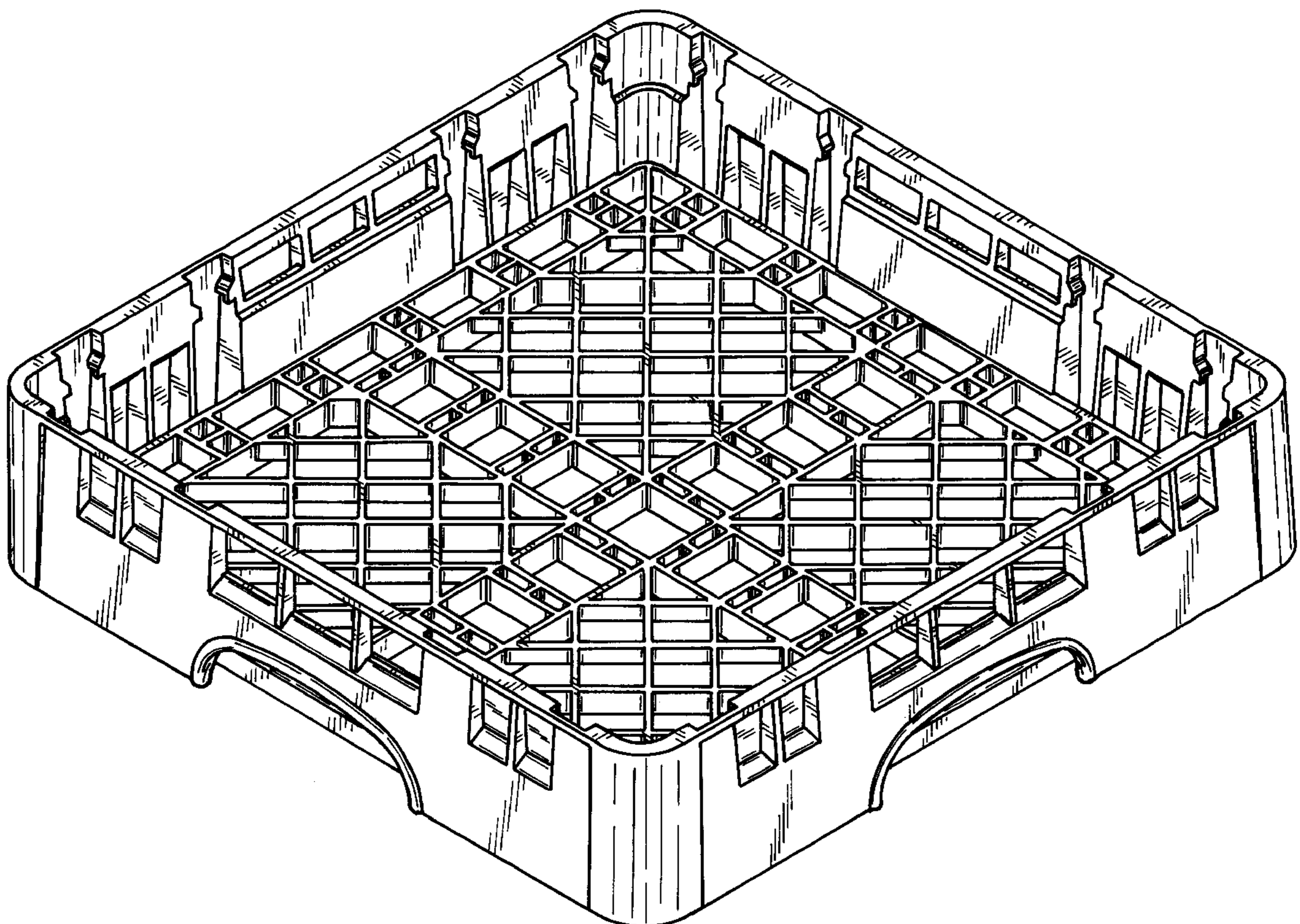
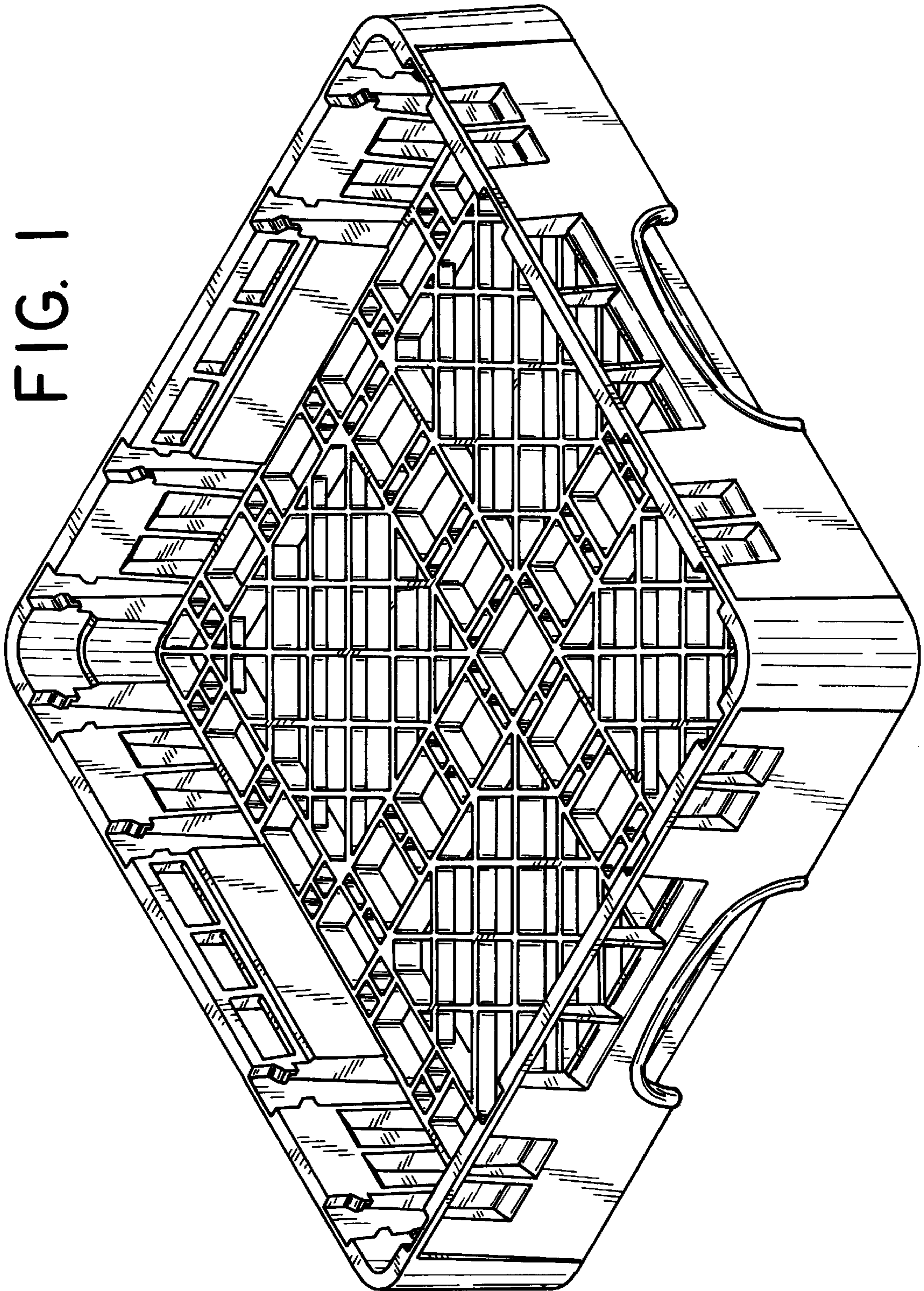


FIG. 1



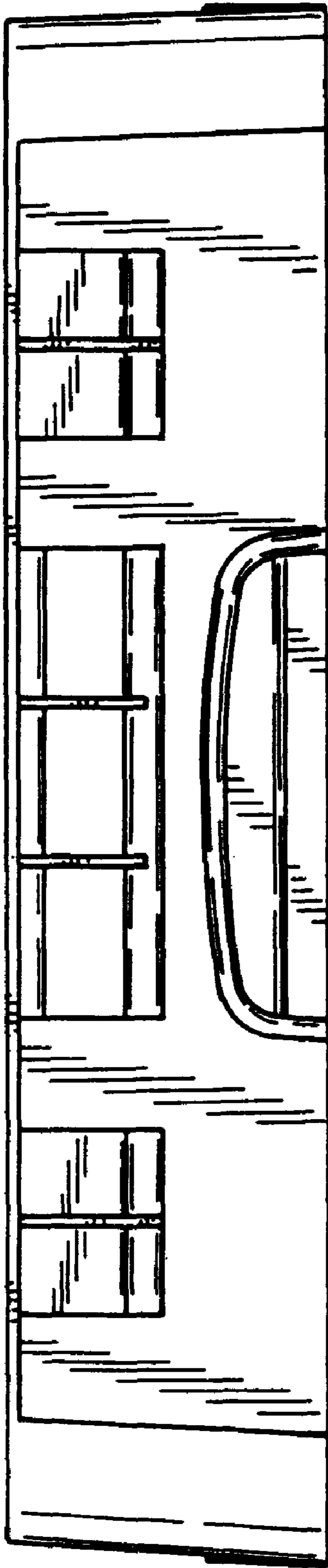


FIG. 2

FIG. 3




FIG. 4

