



US00D412603S

United States Patent [19]

[11] **Patent Number: Des. 412,603**

Meurer

[45] **Date of Patent: ** Aug. 3, 1999**

[54] **HARDHAT**

D. 277,425	2/1985	Higginson	D2/231
D. 358,905	5/1995	Stinson et al.	D29/104
D. 370,308	5/1996	Nilsson	D29/102
2,931,042	4/1960	Austin	2/418
3,280,402	10/1966	Scheibchen	2/414

[76] Inventor: **John Meurer**, P.O. Box 12625, Lake Park, Fla. 33403

[**] Term: **14 Years**

Primary Examiner—Ruth McInroy
Attorney, Agent, or Firm—McHale & Slavin, PA

[21] Appl. No.: **29/088,719**

[57] CLAIM

[22] Filed: **May 29, 1998**

The ornamental design for a hardhat, as shown and described.

[51] **LOC (6) Cl. 29-02**

[52] **U.S. Cl. D29/102**

[58] **Field of Search** D29/102-111,
D29/122; 2/411, 412, 414, 417, 418, 421,
423, 425

DESCRIPTION

[56] References Cited

U.S. PATENT DOCUMENTS

D. 192,071	1/1962	Tucker	D29/104
D. 205,179	7/1966	Miller	D29/103
D. 205,990	10/1966	Raschke	D29/102
D. 215,400	9/1969	Sinclair et al.	D29/104
D. 218,385	8/1970	Bohner	D2/231
D. 234,411	3/1975	Zuppert	D2/231

FIG. 1 is a side elevation view of a hardhat showing my new design;
FIG. 2 is a top plan view thereof;
FIG. 3 is a front elevation view thereof;
FIG. 4 is a rear elevation view thereof; and,
FIG. 5 is a bottom plan view thereof.

The crosshatch surface shading is understood to repeat throughout the indicated area.

1 Claim, 2 Drawing Sheets

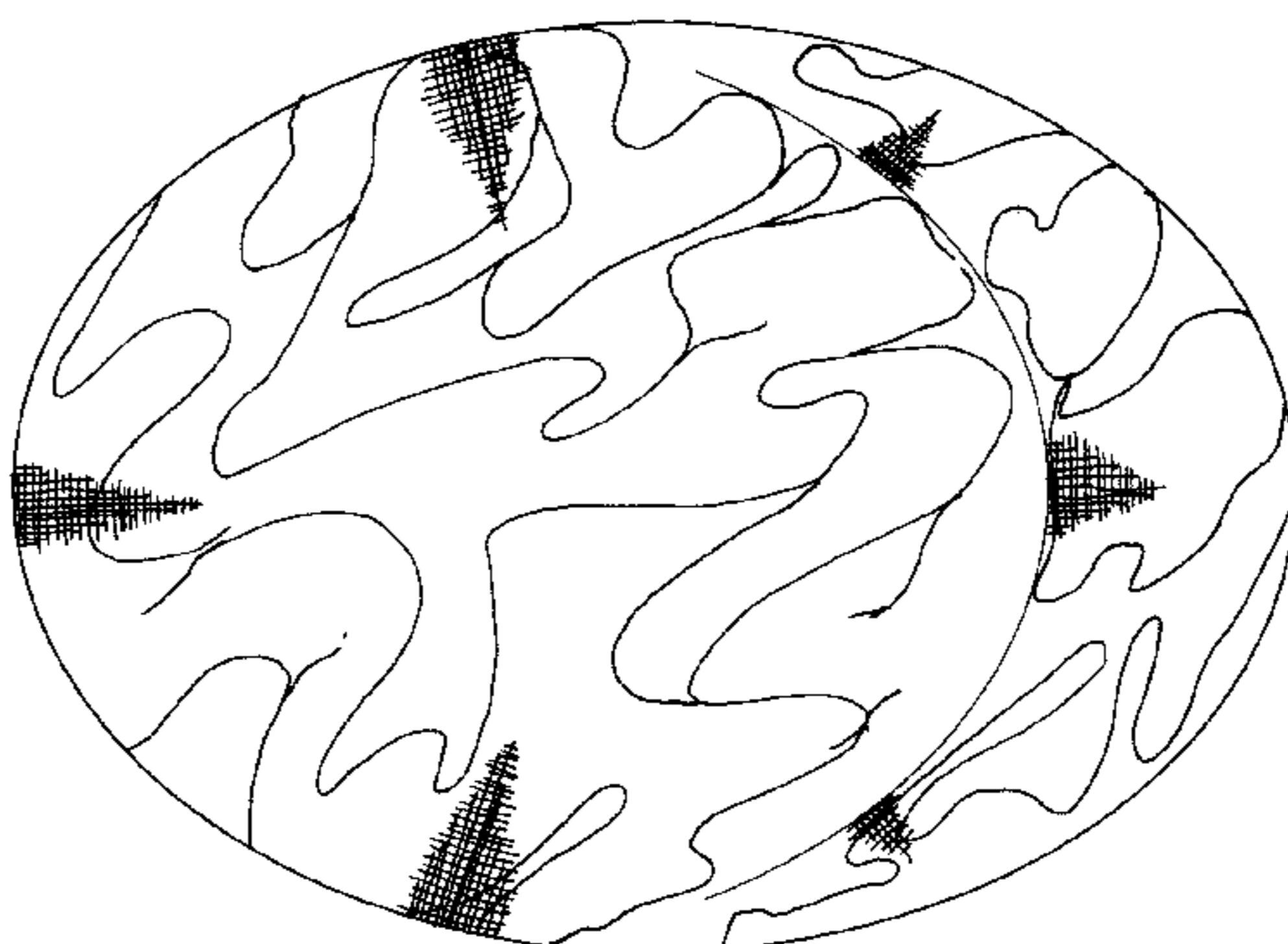


FIG. 1



FIG. 2




FIG. 5

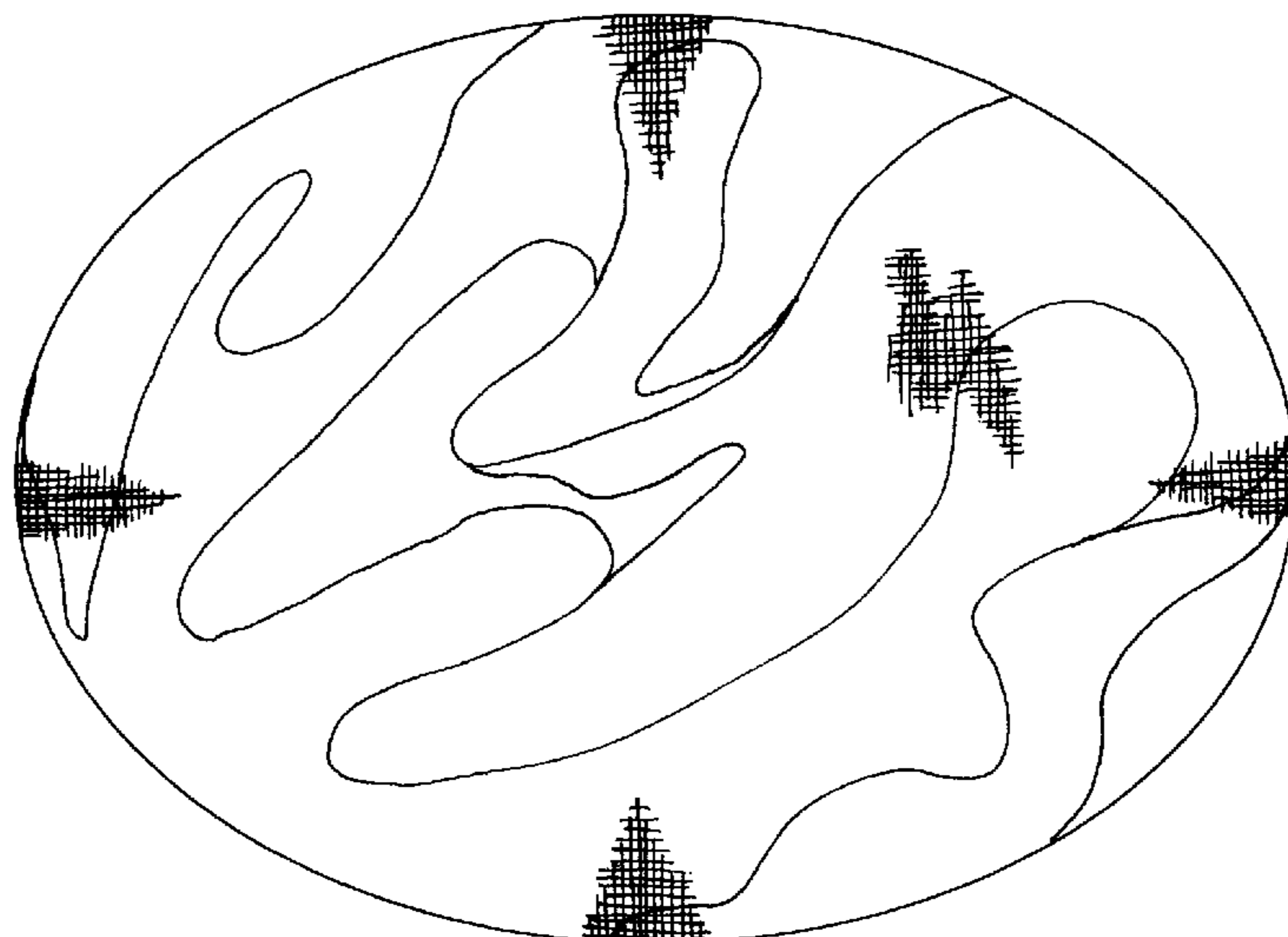


FIG. 4

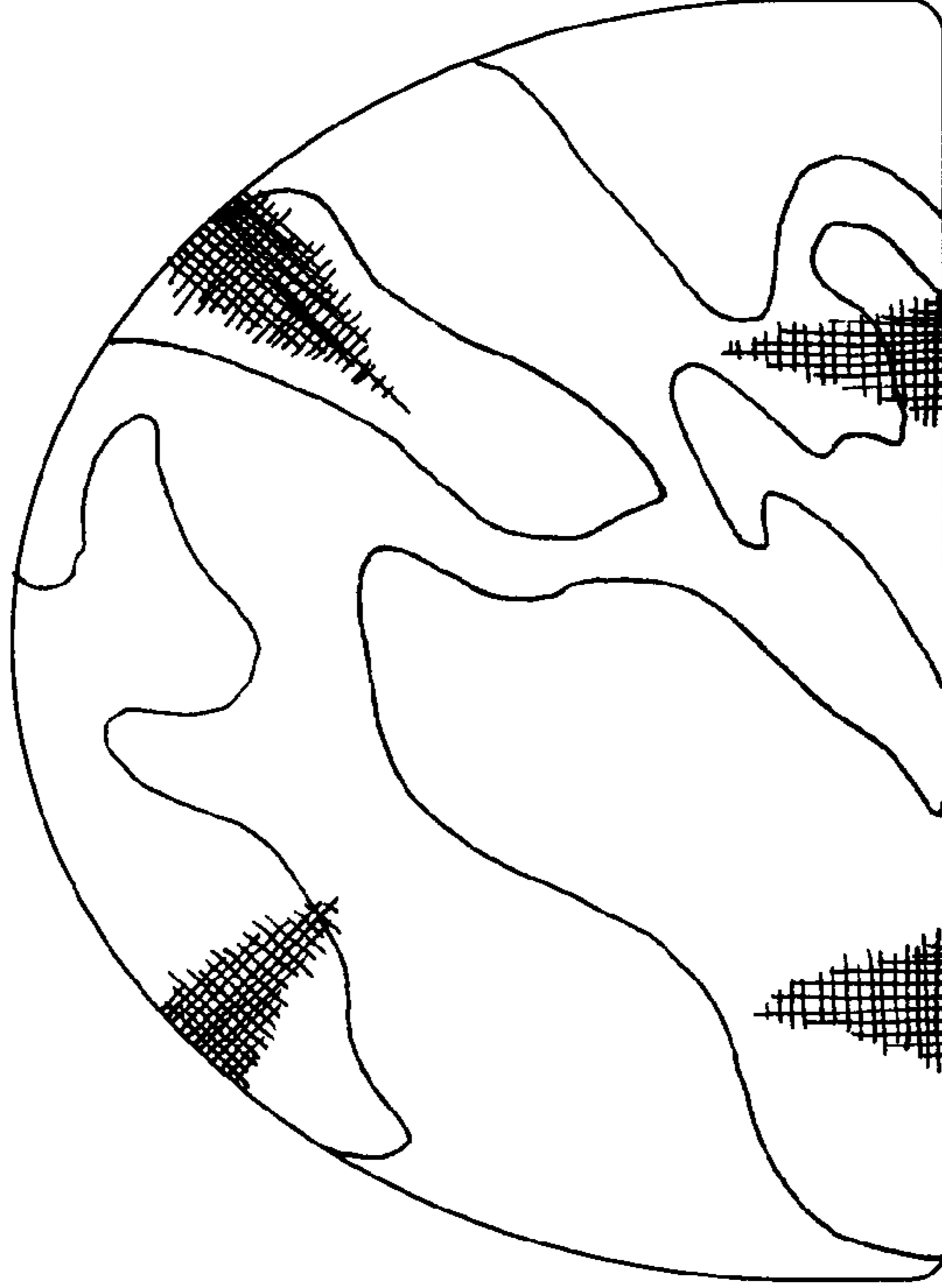


FIG. 3

