



US00D412582S

**United States Patent** [19]  
**Morano**

[11] **Patent Number: Des. 412,582**

[45] **Date of Patent: \*\* Aug. 3, 1999**

[54] **COMBINED NIPPLE AND RING**

[75] Inventor: **Emanuel P. Morano**, Totowa, N.J.

[73] Assignee: **Playtex Products, Inc.**, Westport, Conn.

[\*\*] Term: **14 Years**

[21] Appl. No.: **29/070,920**

[22] Filed: **Apr. 14, 1997**

[51] **LOC (6) Cl.** ..... **24-04**

[52] **U.S. Cl.** ..... **D24/197**

[58] **Field of Search** ..... D24/197, 196,  
D24/193; 215/11.1, 11.2, 11.3, 11.4, 11.5,  
11.6

4,676,386 6/1987 Phlaphongphanich .  
4,815,615 3/1989 Phlaphongphanich .  
5,542,922 8/1996 Petterson et al. .  
5,544,766 8/1996 Dunn et al. .  
5,588,548 12/1996 Brankly ..... 215/11.1 X

**FOREIGN PATENT DOCUMENTS**

2219909 4/1972 Germany .  
1-313056 12/1989 Japan .  
2-264660 10/1990 Japan .  
2208291 3/1989 United Kingdom .  
WO 86/06273 11/1986 WIPO .

*Primary Examiner*—Stella Reid  
*Attorney, Agent, or Firm*—Ohlandt, Greeley, Ruggiero & Perle, L.L.P.

[56] **References Cited**

**U.S. PATENT DOCUMENTS**

D. 371,847 7/1996 Francisco ..... D24/197  
1,545,436 7/1925 McGeary .  
1,632,854 6/1927 Rogers .  
1,672,734 6/1928 Reilly .  
1,989,060 1/1935 Liddick .  
2,638,094 5/1953 Kronish .  
2,655,920 10/1953 Cronin .  
3,105,324 10/1963 Friedman ..... 215/11.3 X  
3,292,809 12/1966 Shomock et al. .... 215/11.5  
3,530,979 9/1970 Merrill, Jr. et al. .  
3,650,270 3/1972 Frazier .  
3,777,753 12/1973 Kesselring et al. .  
3,779,413 12/1973 Pickerell et al. .  
3,790,017 2/1974 Fitzpatrick et al. .  
4,195,638 4/1980 Duckstein .

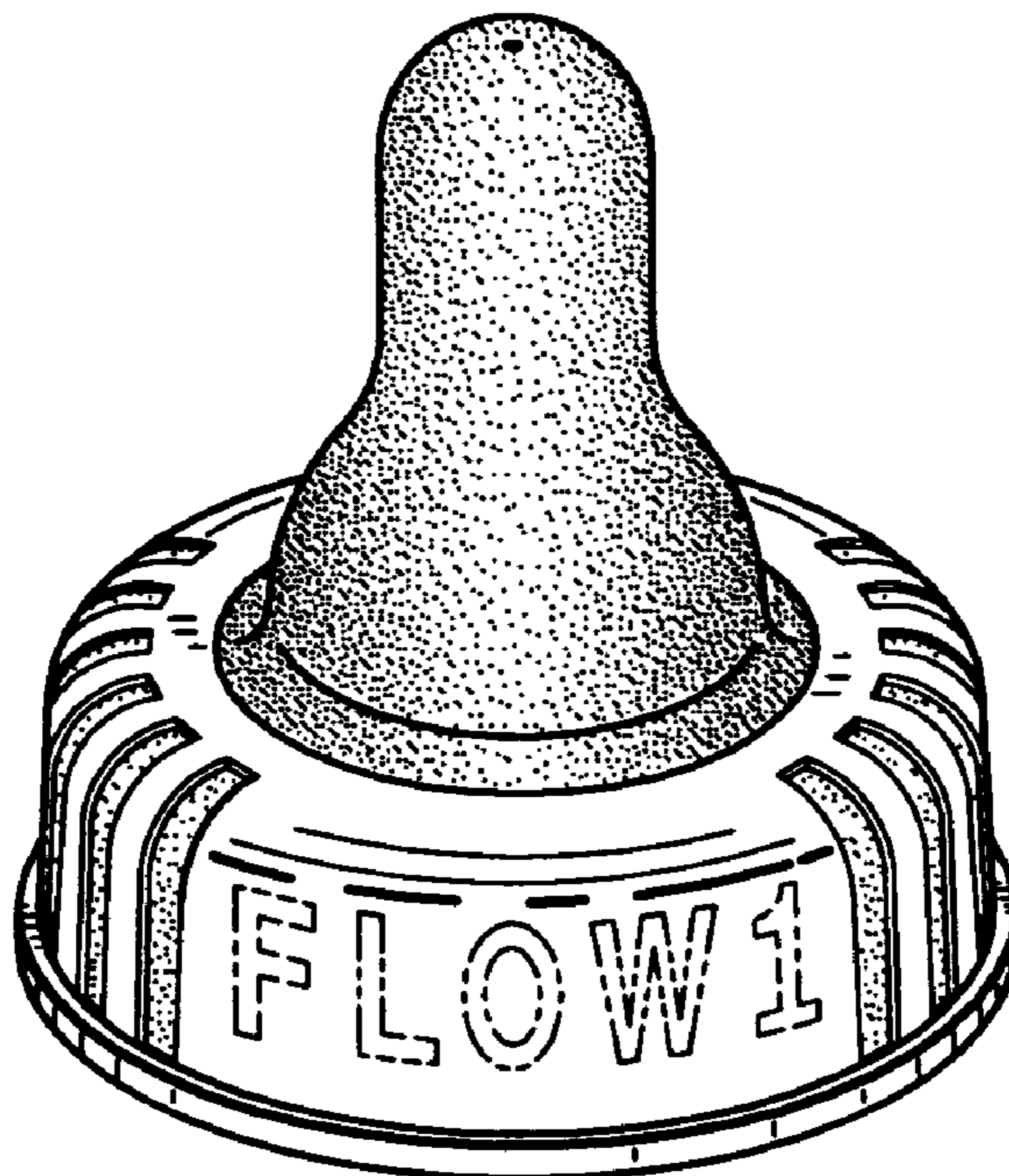
[57] **CLAIM**

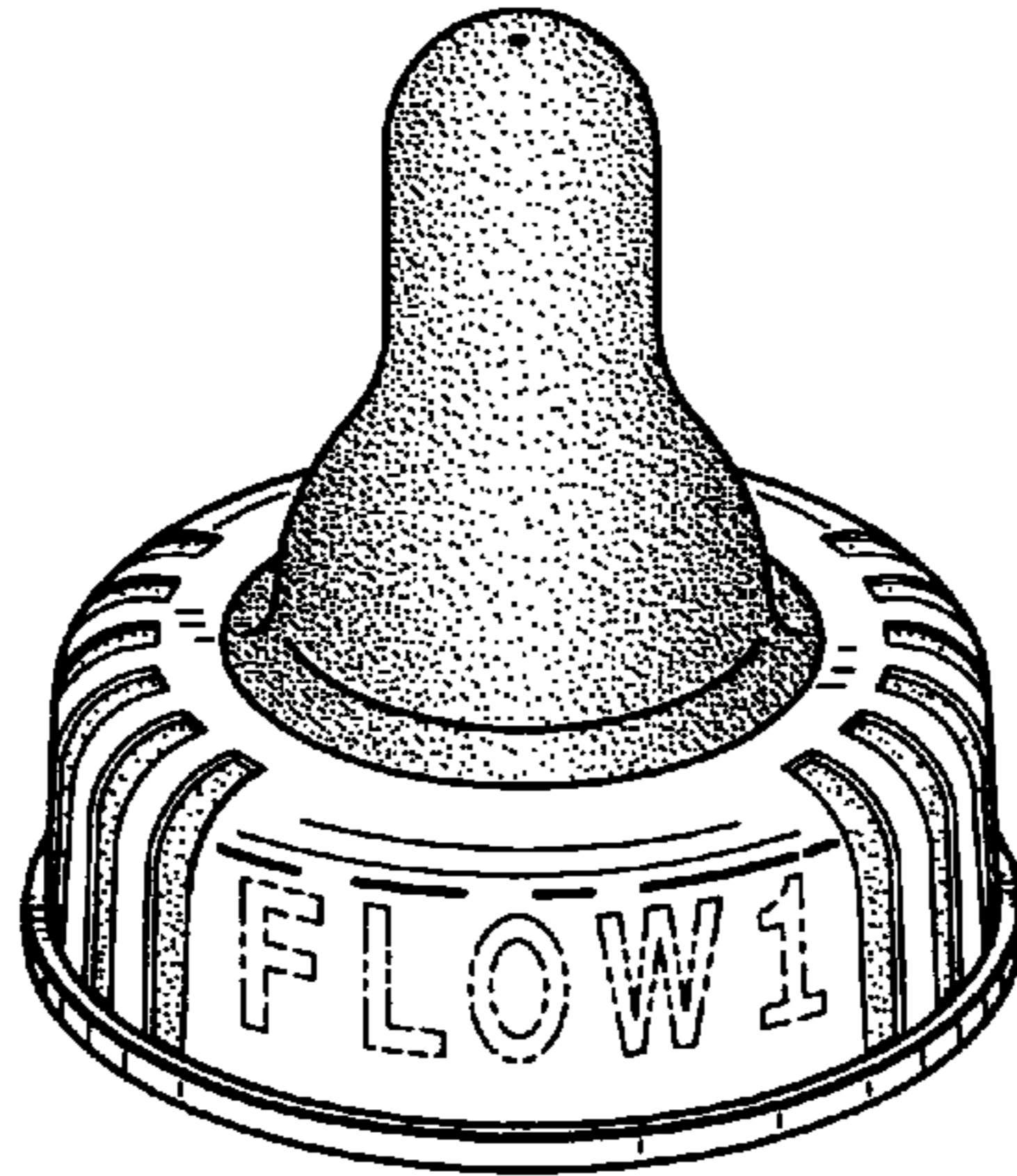
The ornamental design for the combined nipple and ring, as shown and described.

**DESCRIPTION**

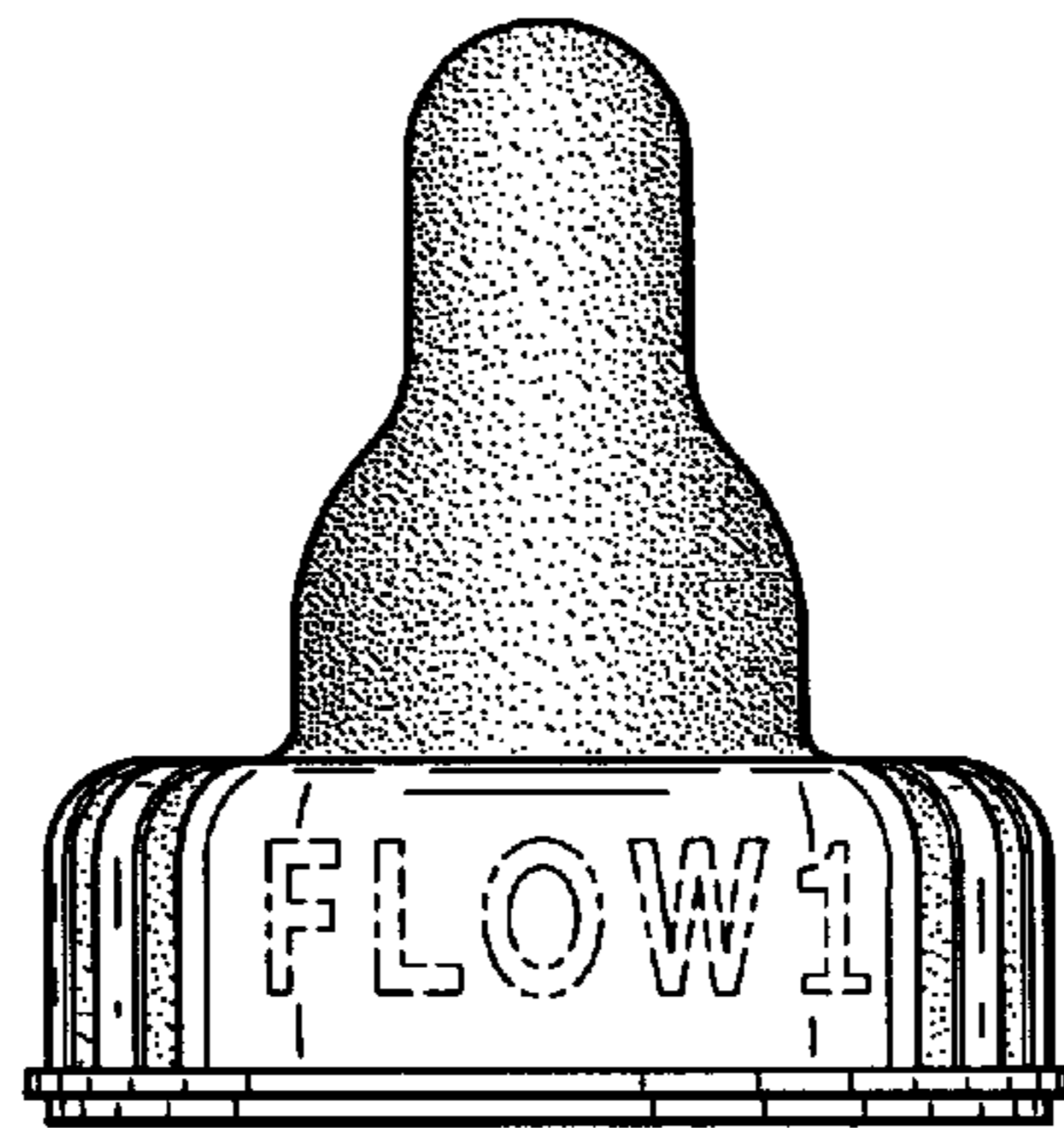
FIG. 1 is a perspective view of a combined nipple and ring, showing my new design;  
FIG. 2 is a front elevational view thereof, the rear elevational view thereof being identical;  
FIG. 3 is a side elevational view thereof, with the opposite side view being identical;  
FIG. 4 is a top view thereof; and,  
FIG. 5 is a bottom view thereof.  
The broken line showing of the letters and number in FIGS. 1 and 2 is for illustrative purposes only and forms no part of the claimed design.

**1 Claim, 2 Drawing Sheets**

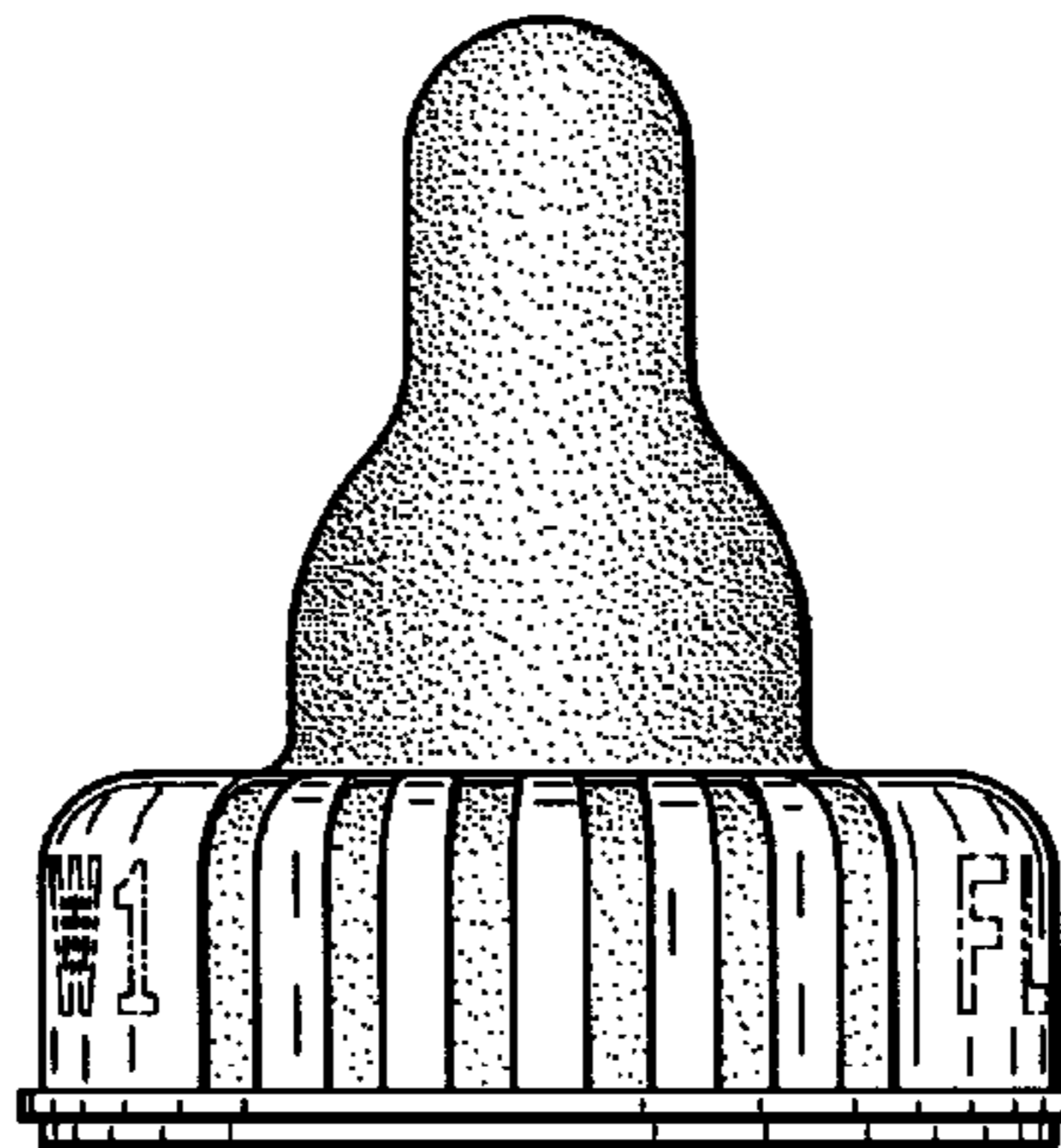




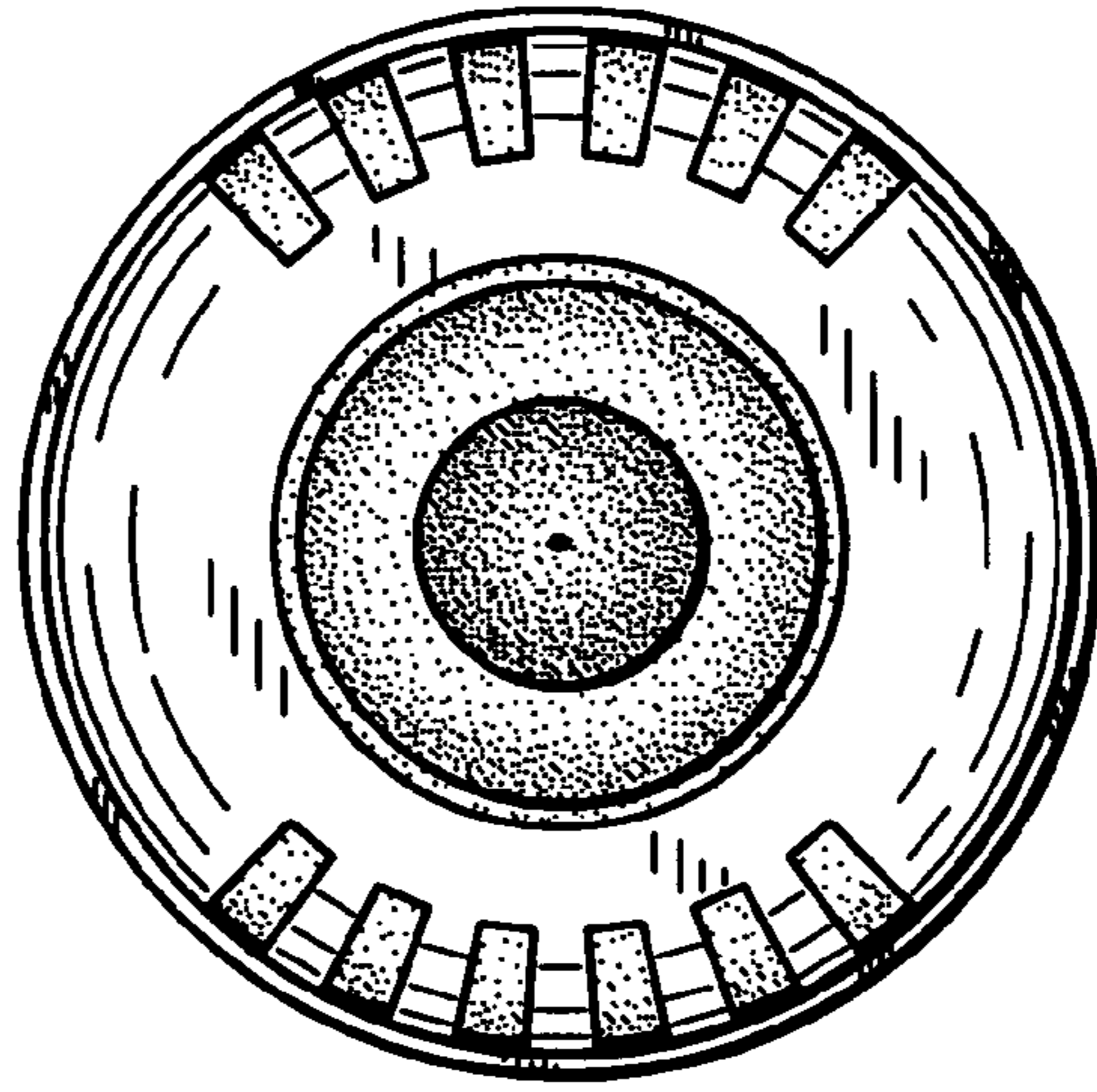
**FIG. 1**



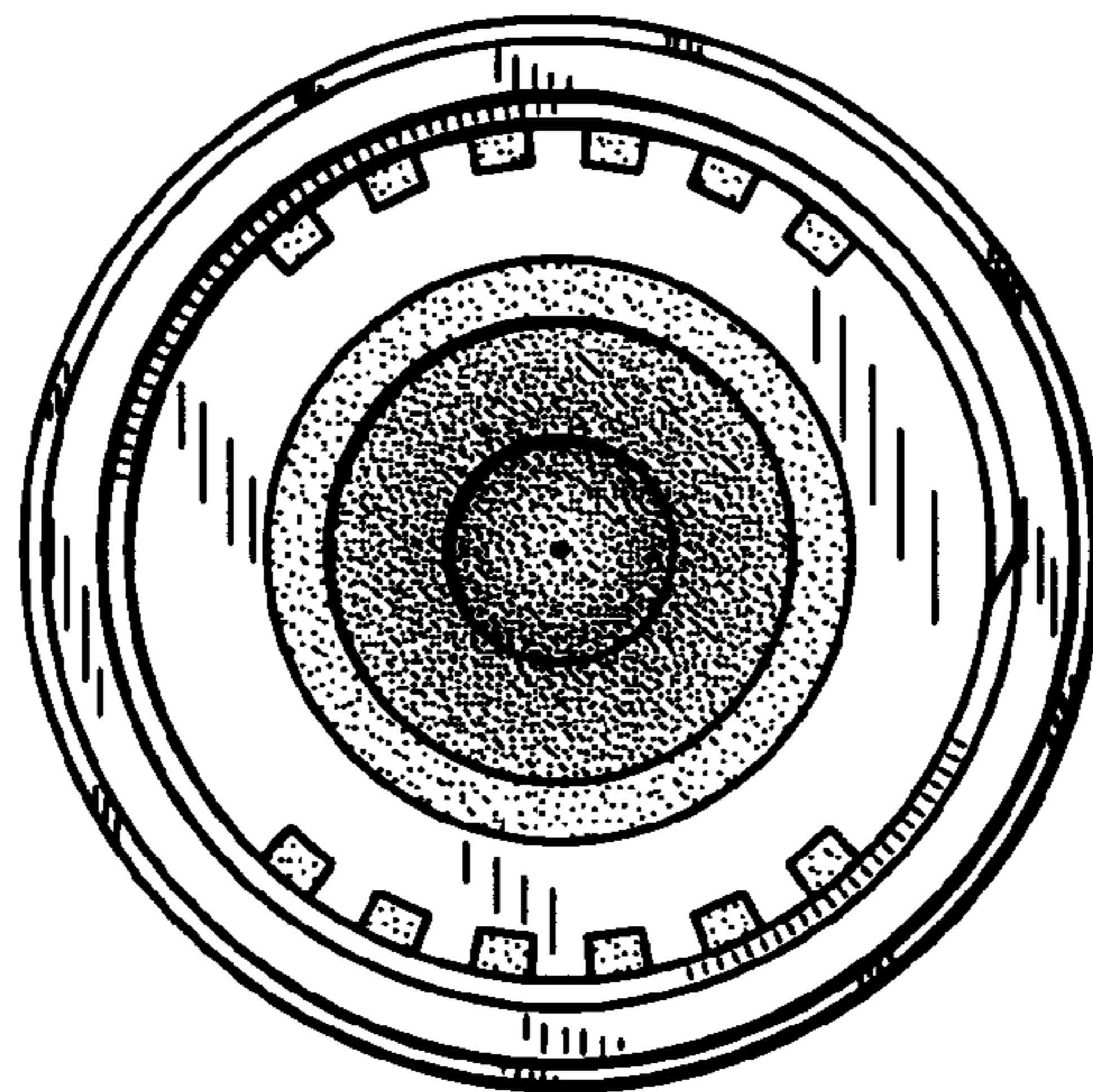
**FIG. 2**



**FIG. 3**



**FIG. 4**



**FIG. 5**