



US00D412552S

United States Patent [19]

Burrows

[11] Patent Number: Des. 412,552

[45] Date of Patent: ** Aug. 3, 1999

[54] HOUSING FOR A WATER PURIFICATION UNIT

5,045,197 9/1991 Burrows .
5,698,091 12/1997 Kuennen et al. 210/266

[75] Inventor: Bruce D. Burrows, Valencia, Calif.

Primary Examiner—Robin V. Taylor
Attorney, Agent, or Firm—Kelly Bauersfeld Lowry & Kelley, LLP

[73] Assignee: Hydrotech, Inc., Valencia, Calif.

[**] Term: 14 Years

[57] CLAIM

[21] Appl. No.: 29/087,192

The ornamental design for a housing for a water purification unit, as shown and described.

[22] Filed: Apr. 28, 1998

DESCRIPTION

[51] LOC (6) Cl. 23-01

[52] U.S. Cl. D23/209

[58] Field of Search D23/200, 207,
D23/209; 210/435, 459, 460, 464

FIG. 1 is a perspective view showing the top, front and right sides of a housing for a water purification unit embodying the new design;

FIG. 2 is a front elevational view thereof, the rear elevational view being identical to the front side as shown;

FIG. 3 is a left side elevational view thereof; the right side elevation being identical to the left side as shown; and,

FIG. 4 is a top plan view thereof.


The bottom plan view of the housing is plane and unornamented.

[56] References Cited

U.S. PATENT DOCUMENTS

D. 316,741	5/1991	Kurth et al.	D23/209
D. 355,700	2/1995	Kool	D23/207
D. 397,764	9/1998	Strand	D23/209
4,880,535	11/1989	Burrows .	

1 Claim, 1 Drawing Sheet






FIG. 1

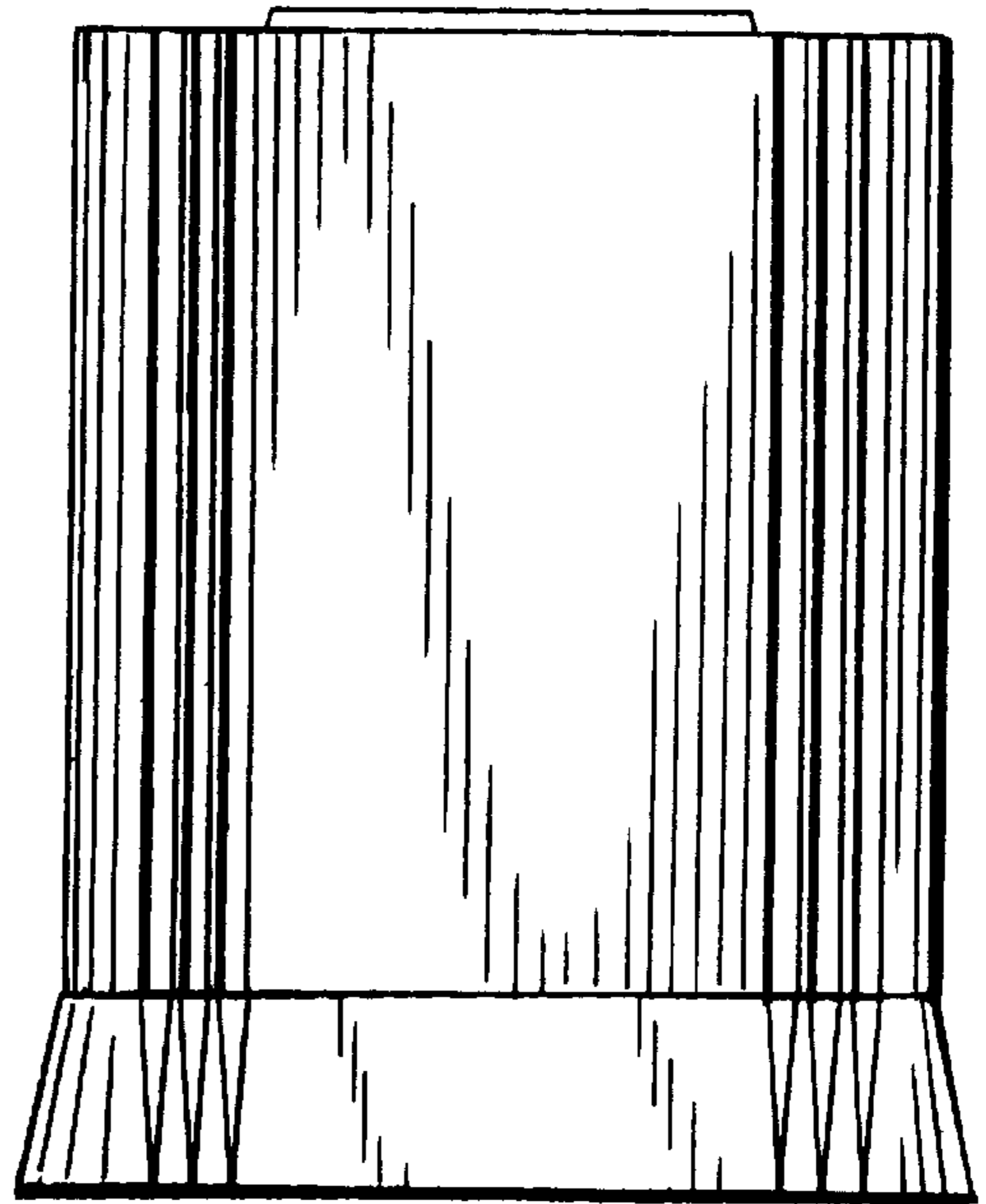


FIG. 2

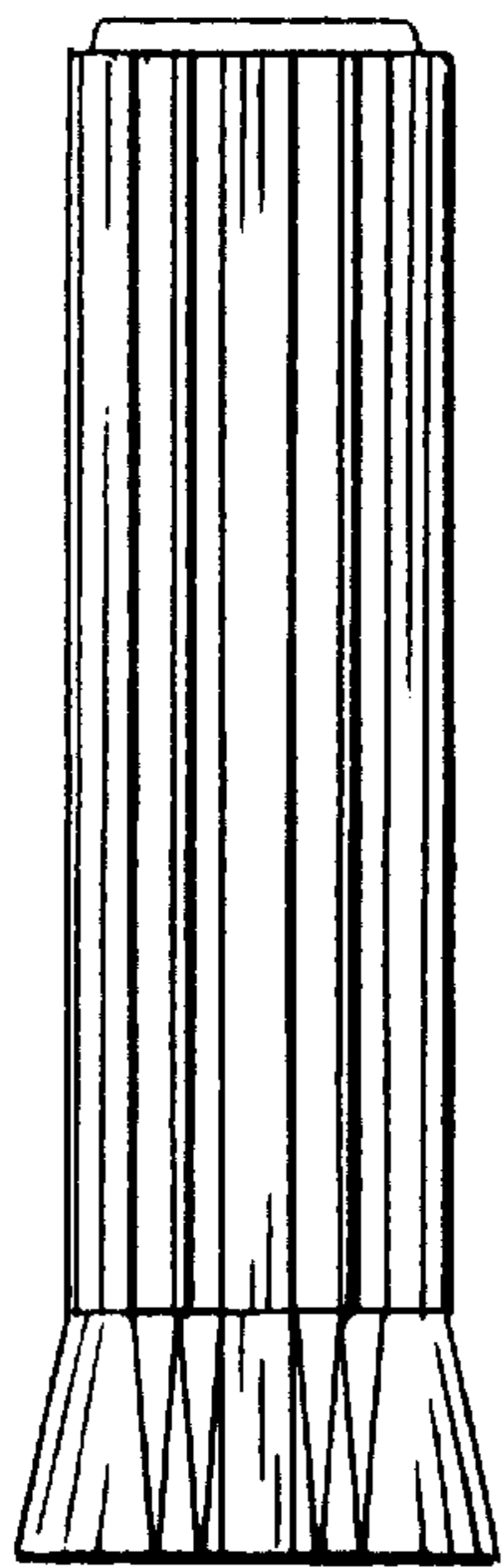


FIG. 3

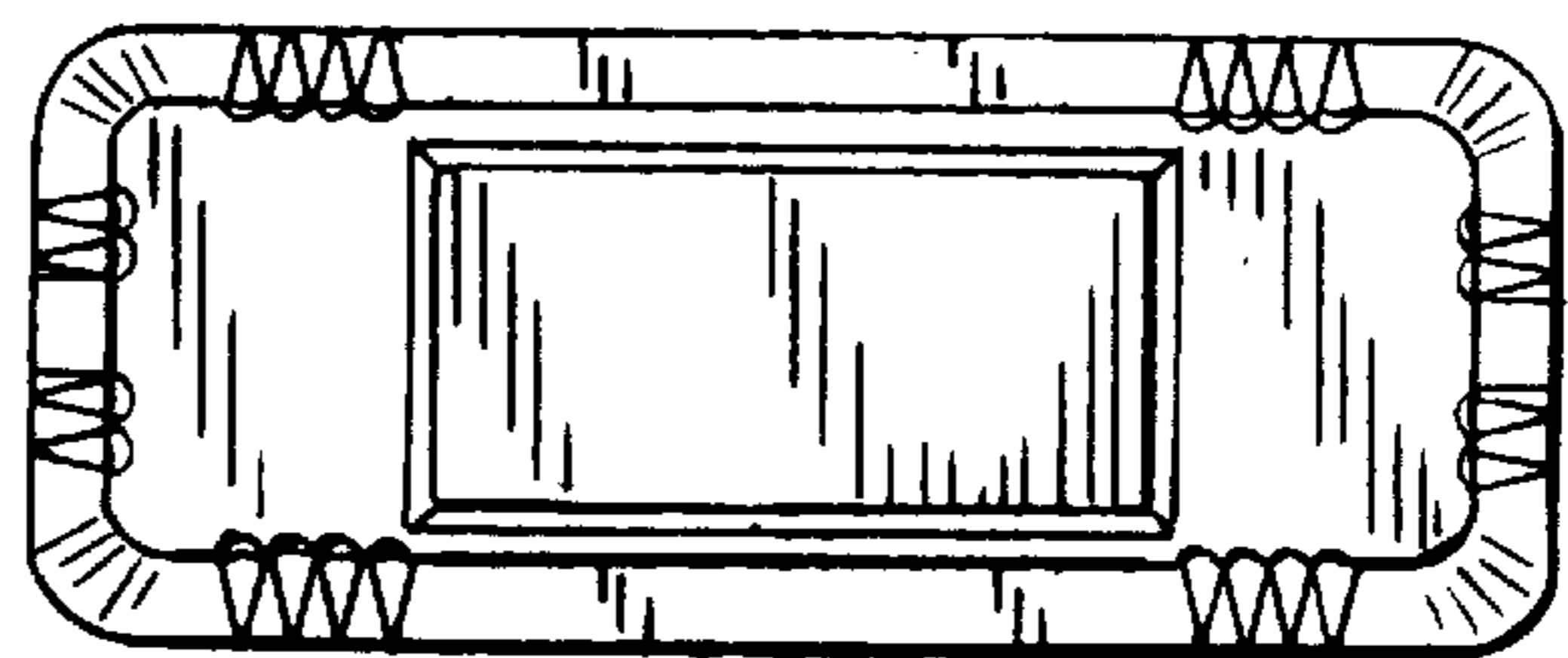


FIG. 4