



US00D412534S

# United States Patent [19]

Richard

[11] Patent Number: Des. 412,534

[45] Date of Patent: \*\* Aug. 3, 1999

## [54] SPIRAL MEMO FABRIC CLIP

[76] Inventor: **Benoit Richard**, R.R. #1, Site 6, Boite 1, Richibucto Village, New Brunswick, Canada, E0A 2N0

[\*\*] Term: **14 Years**

[21] Appl. No.: **29/089,637**

[22] Filed: **Jun. 19, 1998**

[51] **LOC (6) Cl.** ..... **19-02**

[52] **U.S. Cl.** ..... **D19/90; D19/65; D19/86**

[58] **Field of Search** ..... 211/69.8; D19/65, D19/75, 78, 86, 88, 90, 91, 99, 100; 24/67 R, 67.1, 67.9, 351, 500, 338, 509, 549, 545, 546, 547, 548, 550-556, 566, 567, DIG. 8, DIG. 10; 248/468; 40/659, 310

### [56] References Cited

#### U.S. PATENT DOCUMENTS

D. 026,320	11/1896	Arkin	.....	D19/65
D. 231,269	4/1974	Leopoldi	.....	D19/90
298,379	5/1884	Hewsinger	.....	211/69.8
D. 404,074	1/1999	Sarriugarte et al.	.....	D19/90
887,134	5/1908	Smith	.....	24/351
1,081,018	12/1913	Clough	.	
1,152,406	9/1915	Gifford	.....	24/552
1,250,500	12/1917	Pipp	.	
1,696,824	12/1928	Wanner	.	
1,865,835	7/1932	Colby	.....	40/310
2,129,160	9/1938	Colomy	.....	24/552
2,533,127	12/1950	MacFarlane	.....	24/338
2,596,835	5/1952	Benge	.....	24/567 X
5,096,149	3/1992	Riese	.	
5,507,459	4/1996	Kiera	.	

## FOREIGN PATENT DOCUMENTS

15056 of 1913 United Kingdom .

*Primary Examiner*—Martie K. Holtje

*Attorney, Agent, or Firm*—Mario D. Theriault

### [57] CLAIM

The ornamental design for a spiral ring memo clip, as shown and described.

### DESCRIPTION

FIG. 1 is a front, top and left side perspective view of a first variant of a spiral ring memo clip showing a first embodiment of my new design, and a memo card attached thereto; FIG. 2 is another front, top and left side perspective view thereof;

FIG. 3 is a front view thereof, the rear view being a mirror image;

FIG. 4 is a right side view thereof, the left side view being a mirror image;

FIG. 5 is a top view thereof;

FIG. 6 is a bottom view thereof;

FIG. 7 is a front, top and right side perspective view of a second variant of a spiral ring memo clip showing a second embodiment of my new design;

FIG. 8 is a front view thereof, the rear view being a mirror image;


FIG. 9 is a right side view thereof, the left side view being a mirror image;

FIG. 10 is a top view thereof; and,

FIG. 11 is a bottom view thereof.

The broken line illustration of a memo card in FIG. 1 is for illustrative purposes only and forms no part of the claimed design. FIG. 1 shows the article in use.

**1 Claim, 2 Drawing Sheets**






FIG. 1

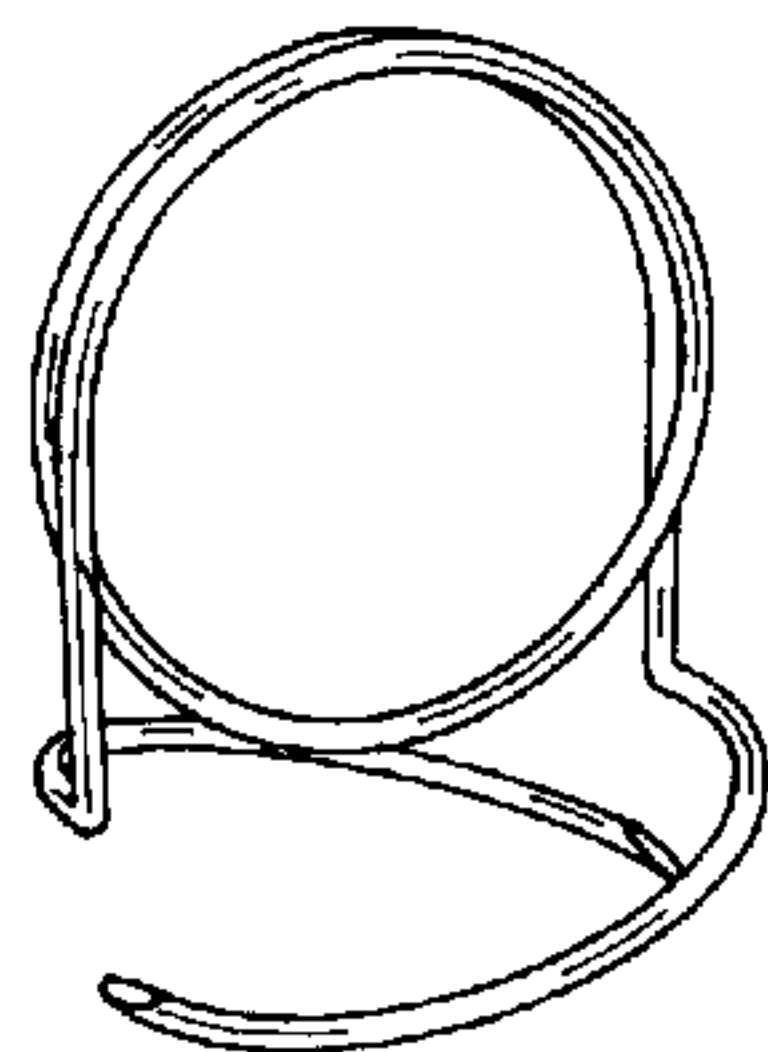


FIG. 2

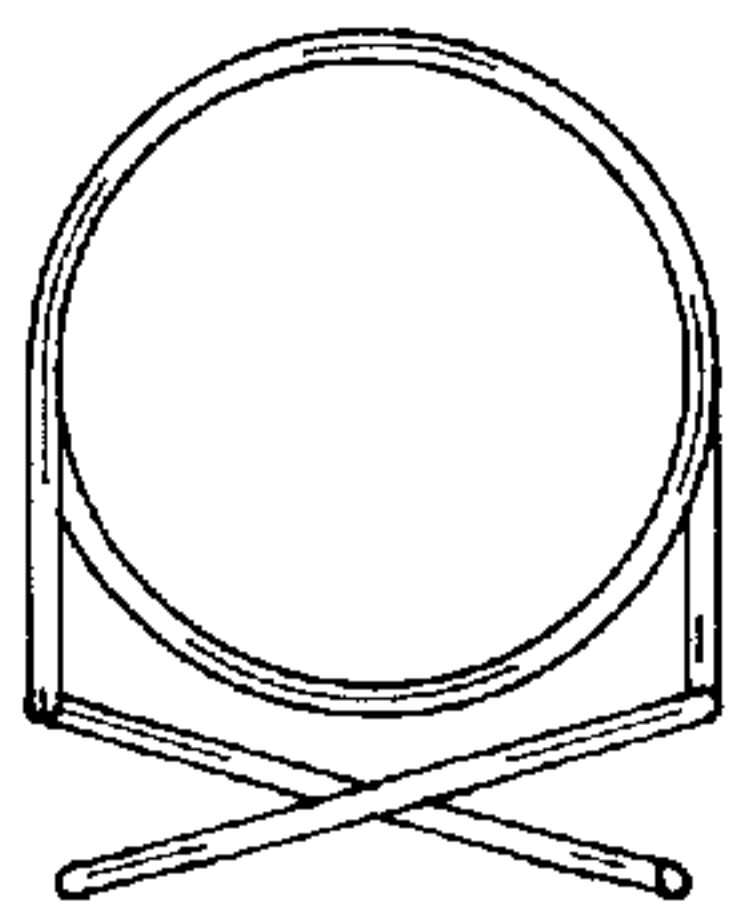


FIG. 3

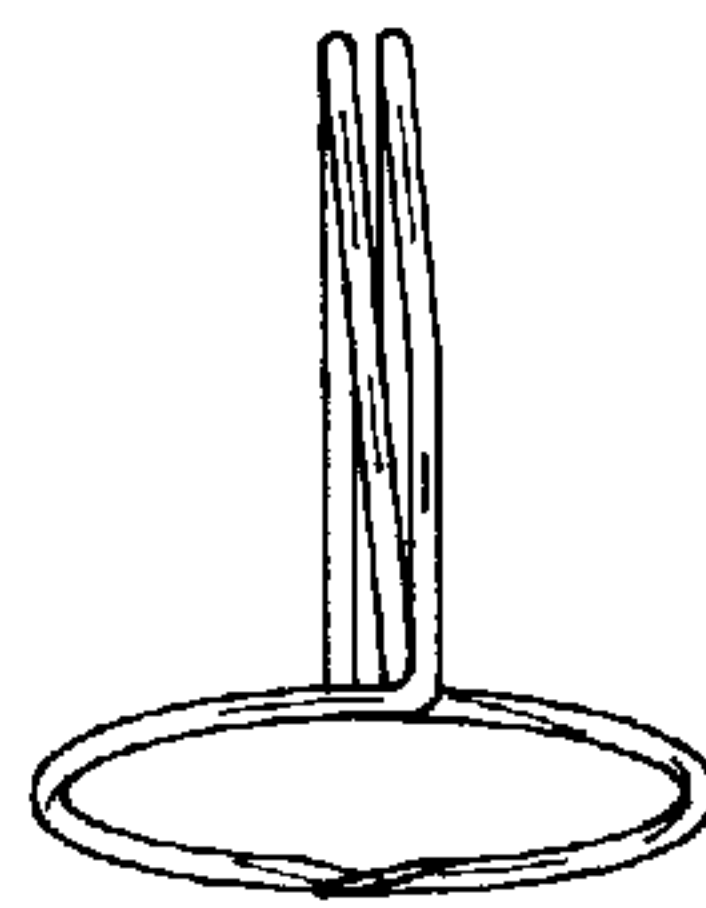


FIG. 4

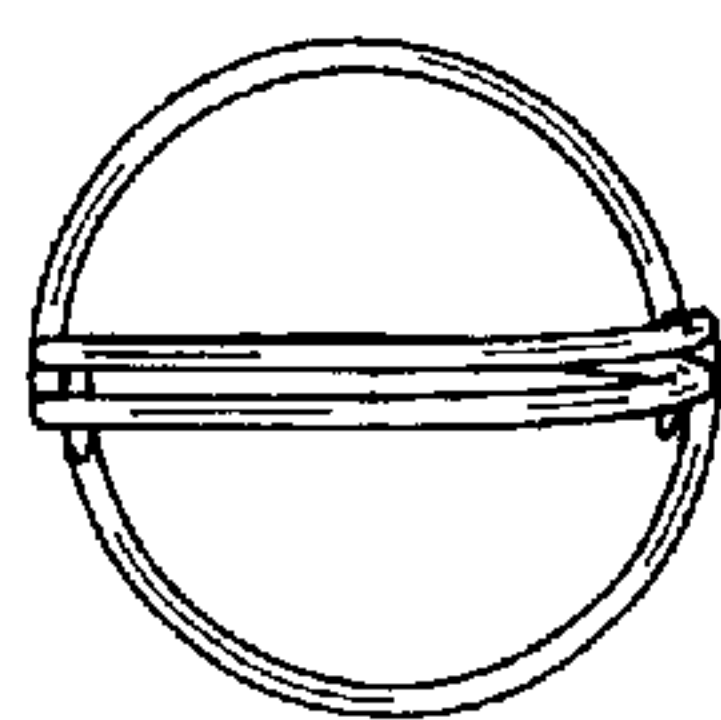


FIG. 5

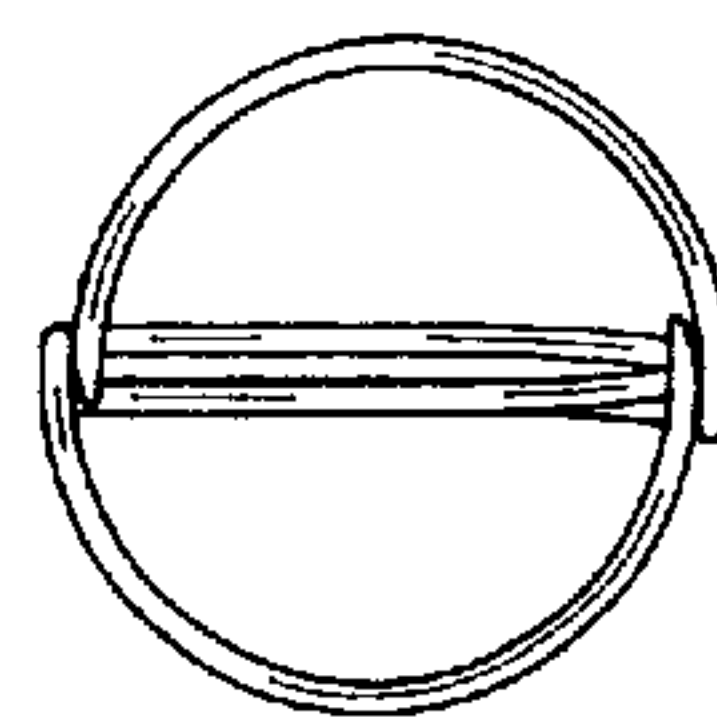


FIG. 6

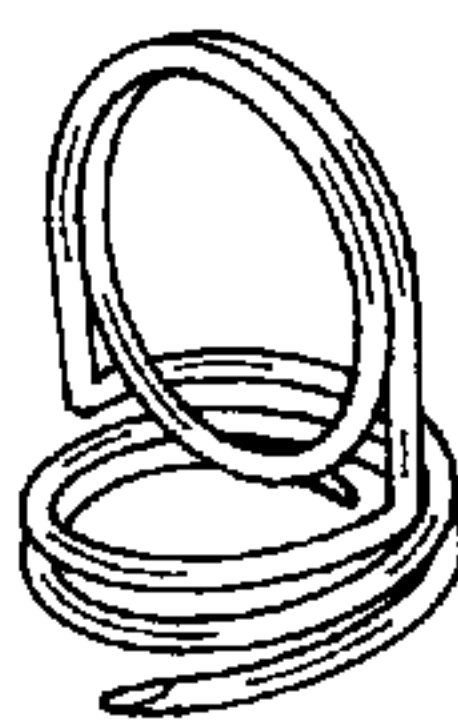


FIG. 7

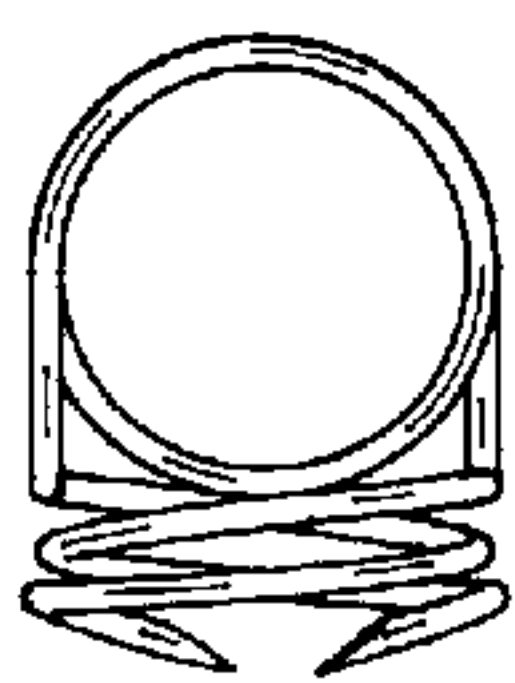


FIG. 8




FIG. 9

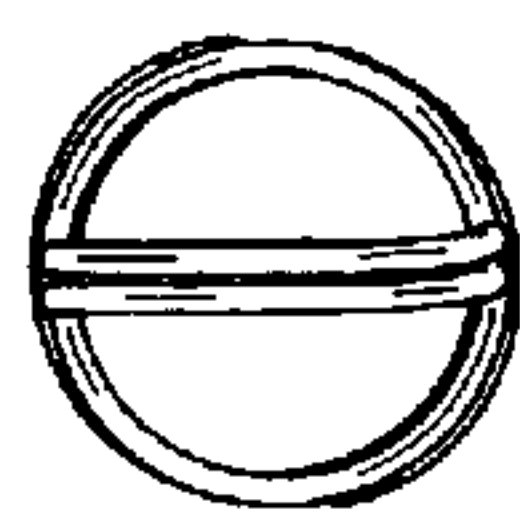


FIG. 10

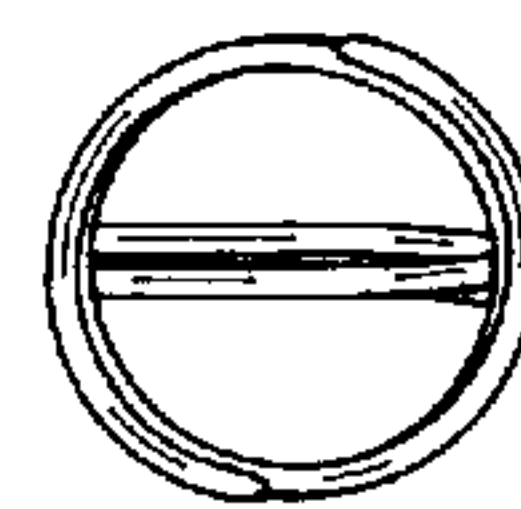


FIG. 11