



US00D412526S

United States Patent [19]

Shimizu et al.

[11] Patent Number: **Des. 412,526**

[45] Date of Patent: **** *Aug. 3, 1999**

[54] **COMBINED INK CARTRIDGE AND
PRINTER HEAD FOR PRINTER**

[75] Inventors: **Hisakazu Shimizu; Minoru Nozawa,**
both of Yokohama; **Keiichiro Tsukuda,**
Kawasaki, all of Japan

[73] Assignee: **Canon Kabushiki Kaisha,** Tokyo,
Japan

[*] Notice: This patent is subject to a terminal dis-
claimer.

[**] Term: **14 Years**

[21] Appl. No.: **29/076,544**

[22] Filed: **Sep. 24, 1997**

[30] **Foreign Application Priority Data**

Mar. 31, 1997 [JP] Japan 9-9099

[51] **LOC (6) Cl.** **18-02**

[52] **U.S. Cl.** **D18/56; 347/87**

[58] **Field of Search** **D18/56; 347/86-87**

[56] **References Cited**

U.S. PATENT DOCUMENTS

D. 369,383 4/1996 Miyazawa et al. D18/56

D. 380,490 7/1997 Tashiro et al. D18/56

D. 386,520 11/1997 Tashirt et al. D18/56
D. 391,289 2/1998 Inoue et al. D18/56
D. 392,312 3/1998 Inoue et al. D18/56
5,477,255 12/1995 Huth 347/87
5,619,237 4/1997 Inoue et al. 347/86

FOREIGN PATENT DOCUMENTS

162329 11/1991 European Pat. Off. 347/86
639461 2/1995 European Pat. Off. 86/86

Primary Examiner—Cathy Anne MacCormac
Attorney, Agent, or Firm—Fitzpatrick, Cella, Harper &
Scinto

[57] **CLAIM**

The ornamental design for a combined ink cartridge and
printer head for printer.

DESCRIPTION

FIG. 1 is a front view of a combined ink cartridge and printer
head for printer.

FIG. 2 is a rear view thereof;

FIG. 3 is a top plan view thereof;

FIG. 4 is a bottom plan view thereof;



FIG. 5 is a left side view thereof;

FIG. 6 is a right side view thereof;

FIG. 7 is a perspective view thereof; and,

FIG. 8 is another perspective view thereof.

1 Claim, 8 Drawing Sheets






FIG. 1




FIG. 2




FIG. 3




FIG. 4




FIG. 5




FIG. 6




FIG. 7




FIG. 8