



US00D412521S

United States Patent [19]

Jorst

[11] Patent Number: **Des. 412,521**

[45] Date of Patent: **** Aug. 3, 1999**

[54] **EYEGLOSS TEMPLE WITH METALLIC MESH INLAY**

[76] Inventor: **Charlotte Kjoelbye Jorst**, 867 Donna Dr., Incline Village, Nev. 89451

[**] Term: **14 Years**

[21] Appl. No.: **29/082,045**

[22] Filed: **Jan. 13, 1998**

[51] **LOC (6) Cl.** **16-06**

[52] **U.S. Cl.** **D16/335; D16/323**

[58] **Field of Search** D16/300-330, D16/335-338, 341; 351/41, 44, 51, 52, 158, 111

[56] **References Cited**

U.S. PATENT DOCUMENTS

- D. 128,004 7/1941 Reynolds D16/335
- D. 157,071 1/1950 Myers D16/324
- D. 161,673 1/1951 Baratelli D16/341

- D. 227,407 6/1973 Marchi D16/323
- D. 322,446 12/1991 Bell, Jr. D16/324
- D. 326,674 6/1992 Mehringer D16/324
- D. 377,040 12/1996 Khantzis et al. D16/323
- 3,476,466 11/1969 Hopkins .
- 4,131,338 12/1978 Zalewaki 351/51

Primary Examiner—Raphael Barkai
Attorney, Agent, or Firm—Abelman, Frayne & Schwab

[57] **CLAIM**

The ornamental design for eyeglass temple with metallic mesh inlay, as shown and described.

DESCRIPTION

FIG. 1 is a top plan view of an eyeglass temple with metallic mesh inlay showing my new design; FIG. 2 is a side elevation of the embodiment of FIG. 1; FIG. 3 is a left end view thereof; FIG. 4 is a right end view thereof; and, FIG. 5 is a bottom view thereof.

1 Claim, 1 Drawing Sheet

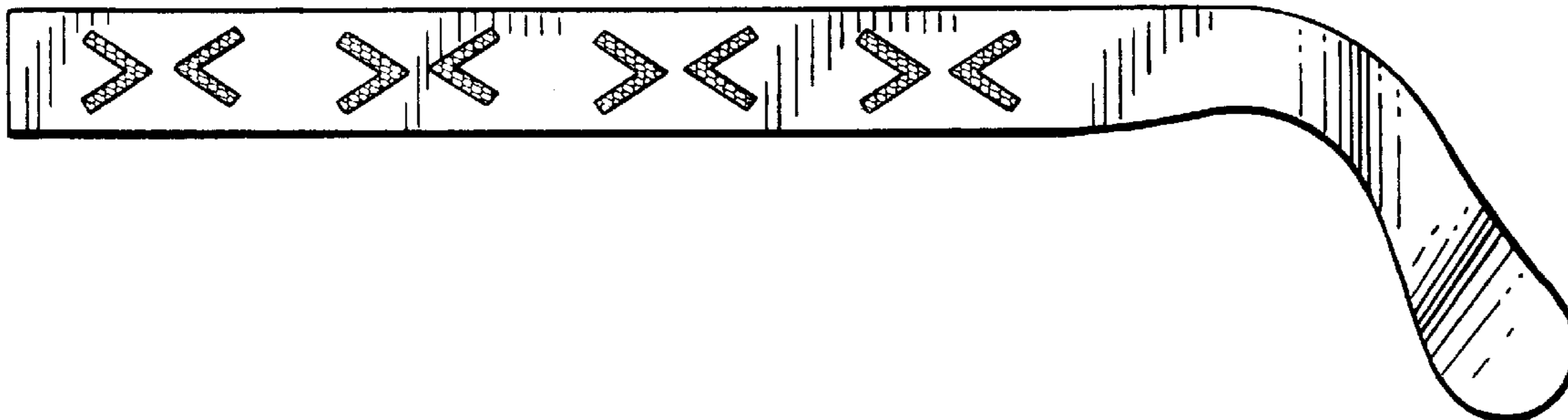


FIG. 1




FIG. 2

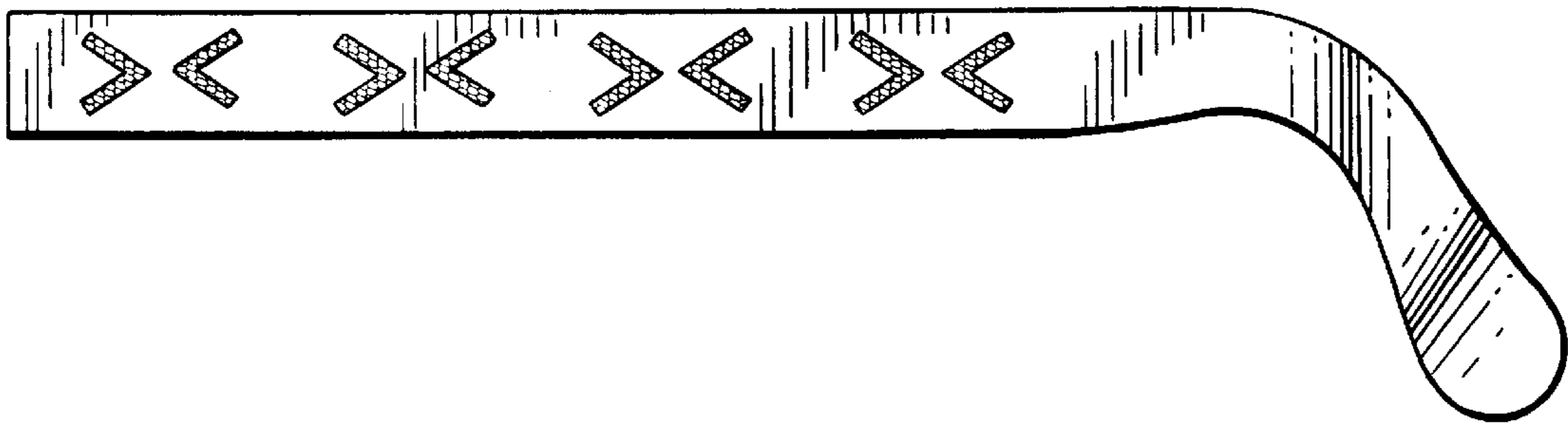


FIG. 3




FIG. 4




FIG. 5

