



US00D412473S

United States Patent [19]

Le et al.

[11] Patent Number: **Des. 412,473**

[45] Date of Patent: **** Aug. 3, 1999**

[54] **TIRE TREAD**

[75] Inventors: **Phuoc Thuan Le**, Attert, Belgium;
Susan Marie Spaeth, Fairlawn, Ohio;
Jacques Collette, Bastogne, Belgium

[73] Assignee: **The Goodyear Tire & Rubber Company**, Akron, Ohio

[**] Term: **14 Years**

[21] Appl. No.: **29/091,677**

[22] Filed: **Aug. 4, 1998**

[51] **LOC (6) Cl.** **12-15**

[52] **U.S. Cl.** **D12/147**

[58] **Field of Search** D12/141-143,
D12/146-151; 152/209.1, 209.8, 209.9,
209.11, 209.16, 209.18, 209.28, 900, 901,
902, 903

[56] **References Cited**

U.S. PATENT DOCUMENTS

D. 78,001	12/1929	Alter .	
D. 132,668	10/1942	Franz .	
D. 178,860	10/1956	Billingsley .	
D. 179,104	10/1956	Wallace et al. .	
D. 220,605	4/1971	Hoke	D12/14
D. 226,790	4/1973	Blankenship	D12/15
D. 234,926	4/1975	Allen et al.	D12/15
D. 253,643	12/1979	Makino et al.	D12/142
D. 264,703	6/1982	Nakasaki	D12/146
D. 287,580	1/1987	Cain	D12/147

D. 300,015	2/1989	Cottrell	D12/147
D. 334,362	3/1993	Stone et al.	D12/147
D. 339,557	9/1993	Lurois	D12/143
D. 365,070	12/1995	Schuster	D12/149
D. 383,102	9/1997	Harris et al.	D12/147
D. 386,452	11/1997	Tsukagoshi	D12/141
D. 402,933	12/1998	Gillard	D12/142
D. 405,740	2/1999	Heinen et al.	D12/147

OTHER PUBLICATIONS

Remington XT120 Touring Tire, 1996 Tread Design Guide, p. 60, Feb. 1996.

Primary Examiner—Robert M. Spear
Attorney, Agent, or Firm—T P Lewandowski

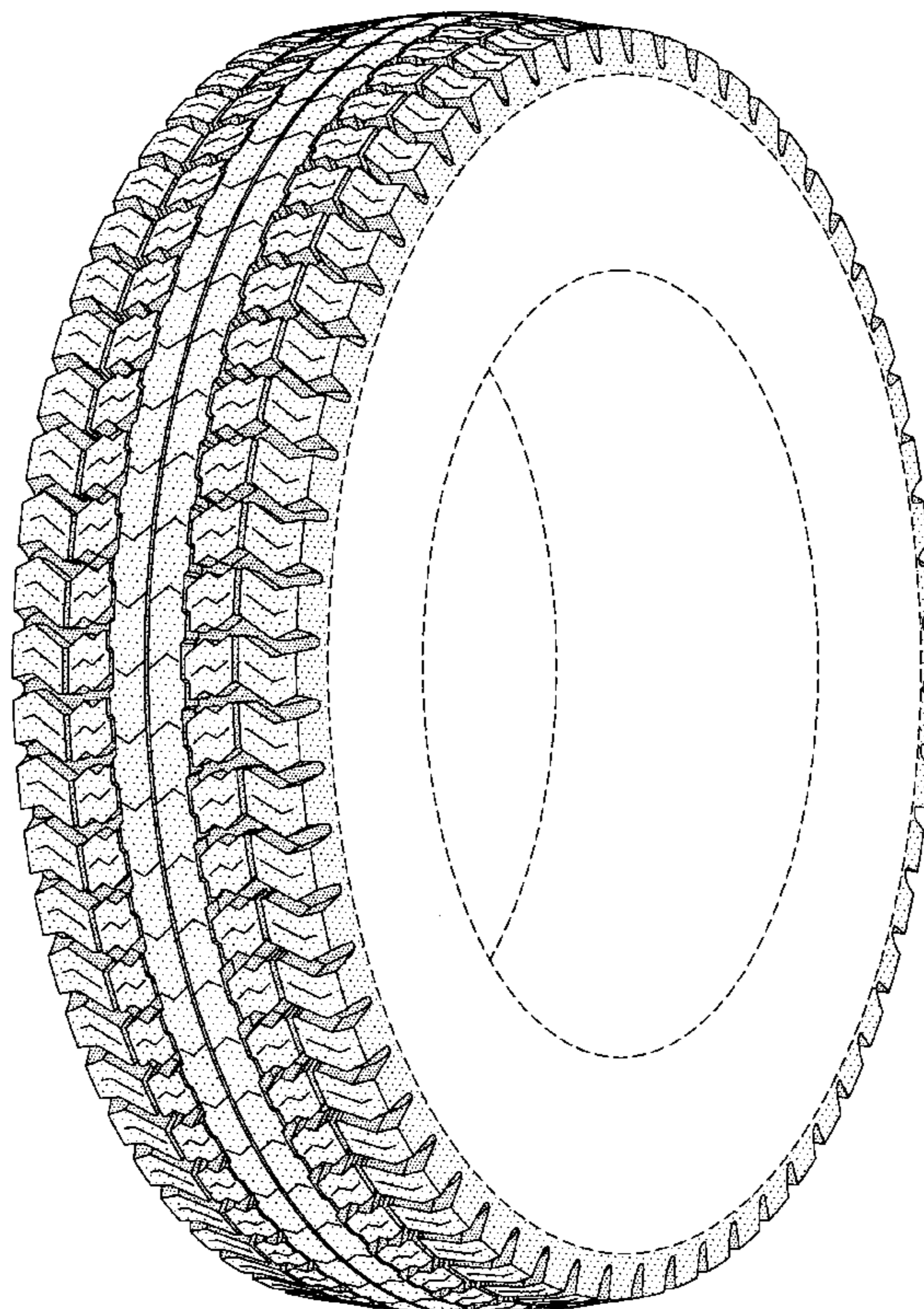
[57] **CLAIM**

The ornamental design for a tire tread, as shown and described.

DESCRIPTION

FIG. 1 is a perspective view of a tire tread showing our new design, it being understood that the pattern repeats uniformly throughout the circumference of the tread; FIG. 2 is a front elevational view thereof; FIG. 3 is a side elevational view thereof, the opposite side elevational view being identical thereto; and, FIG. 4 is an enlarged fragmentary front perspective view. In the drawings, the broken lines defining the inner bead of the sidewall and the peripheral boundary between the tire tread and the sidewall are for illustrative purposes only and form no part of the claimed design.

1 Claim, 4 Drawing Sheets



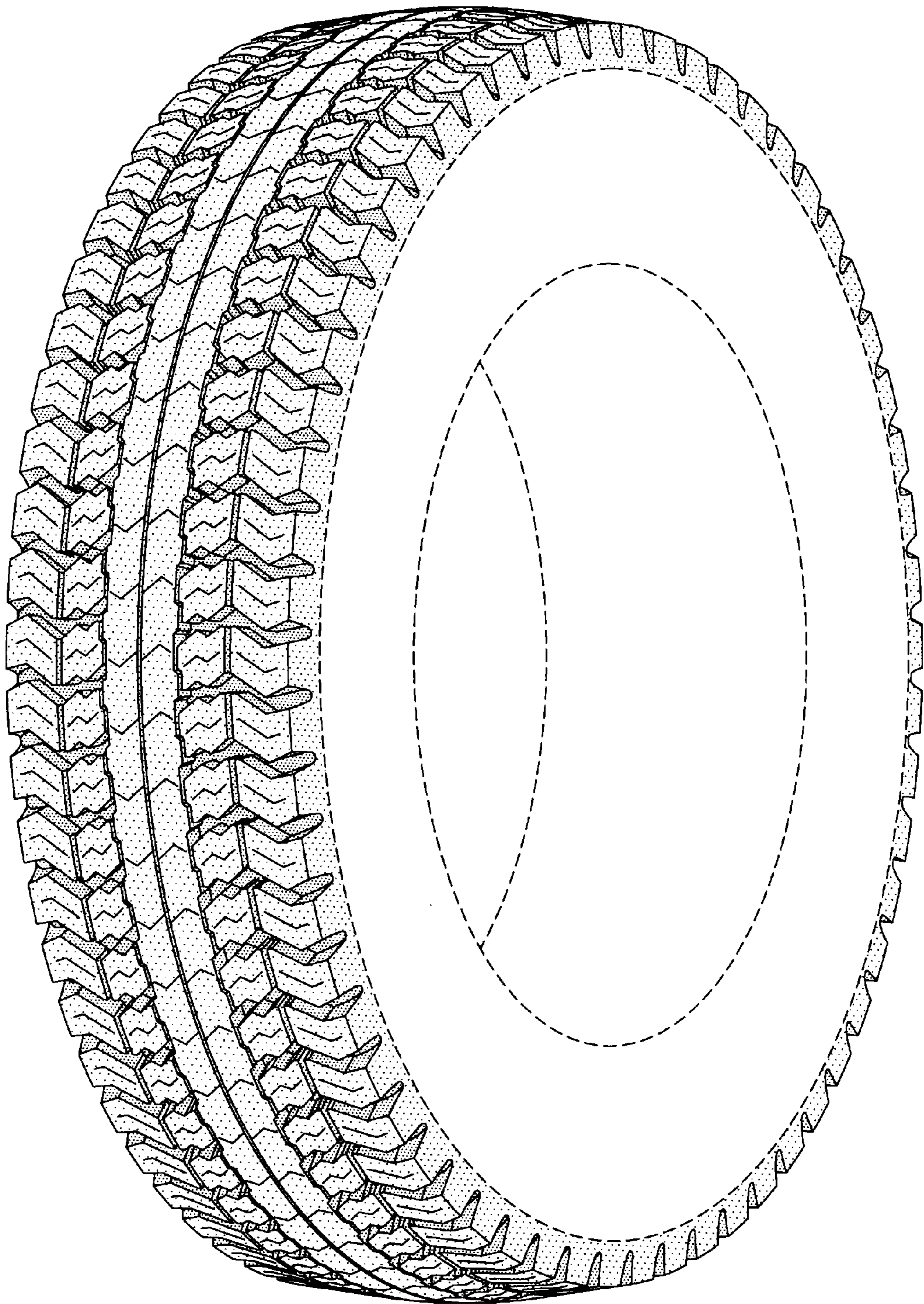


FIG-1

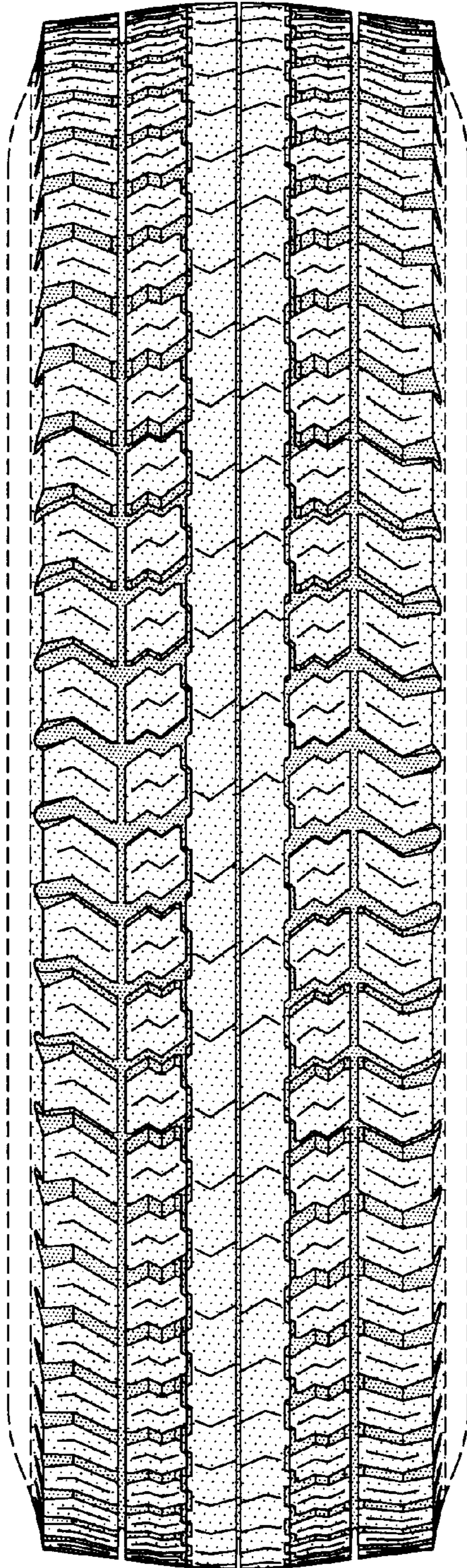


FIG-2

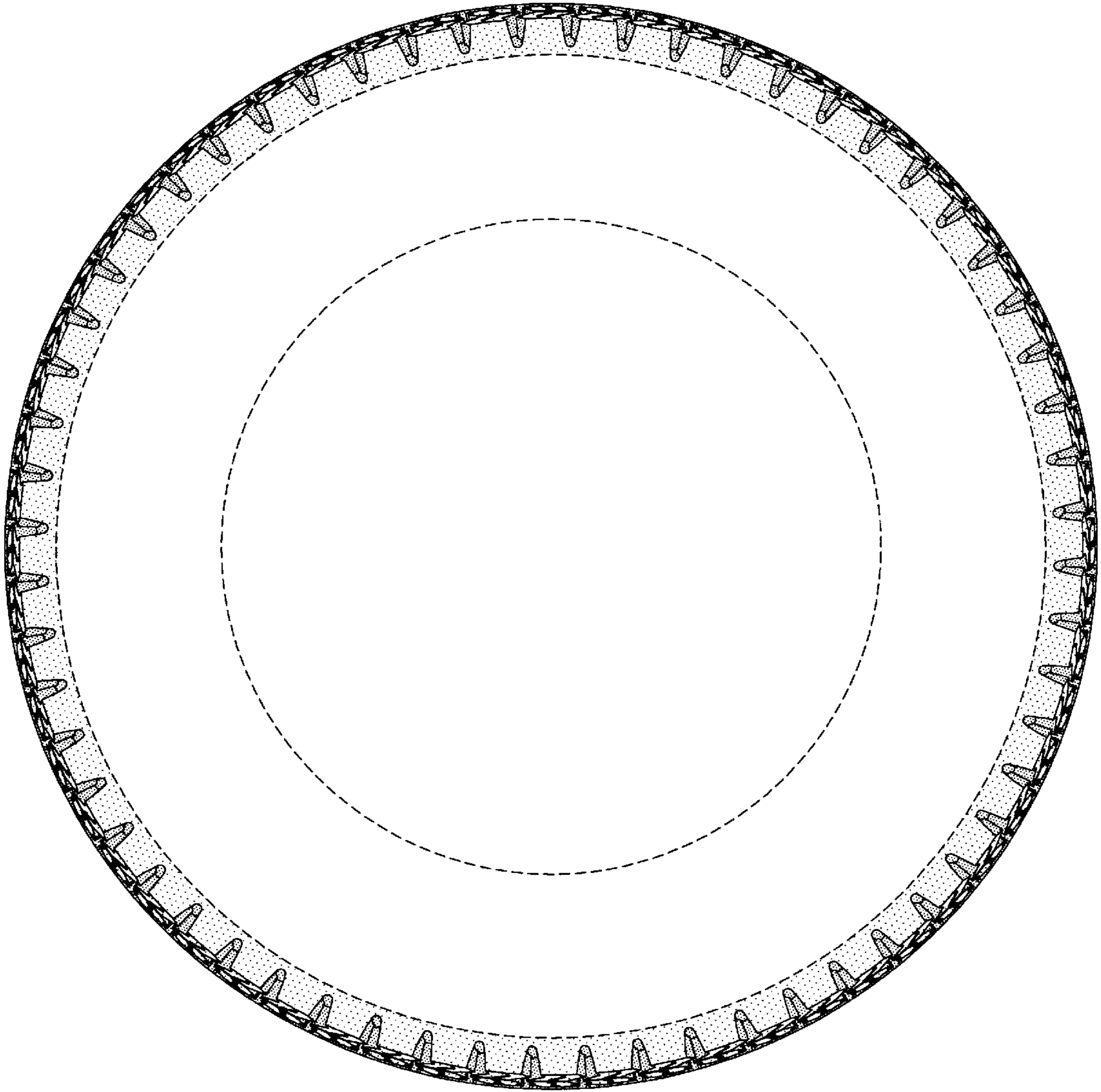


FIG-3

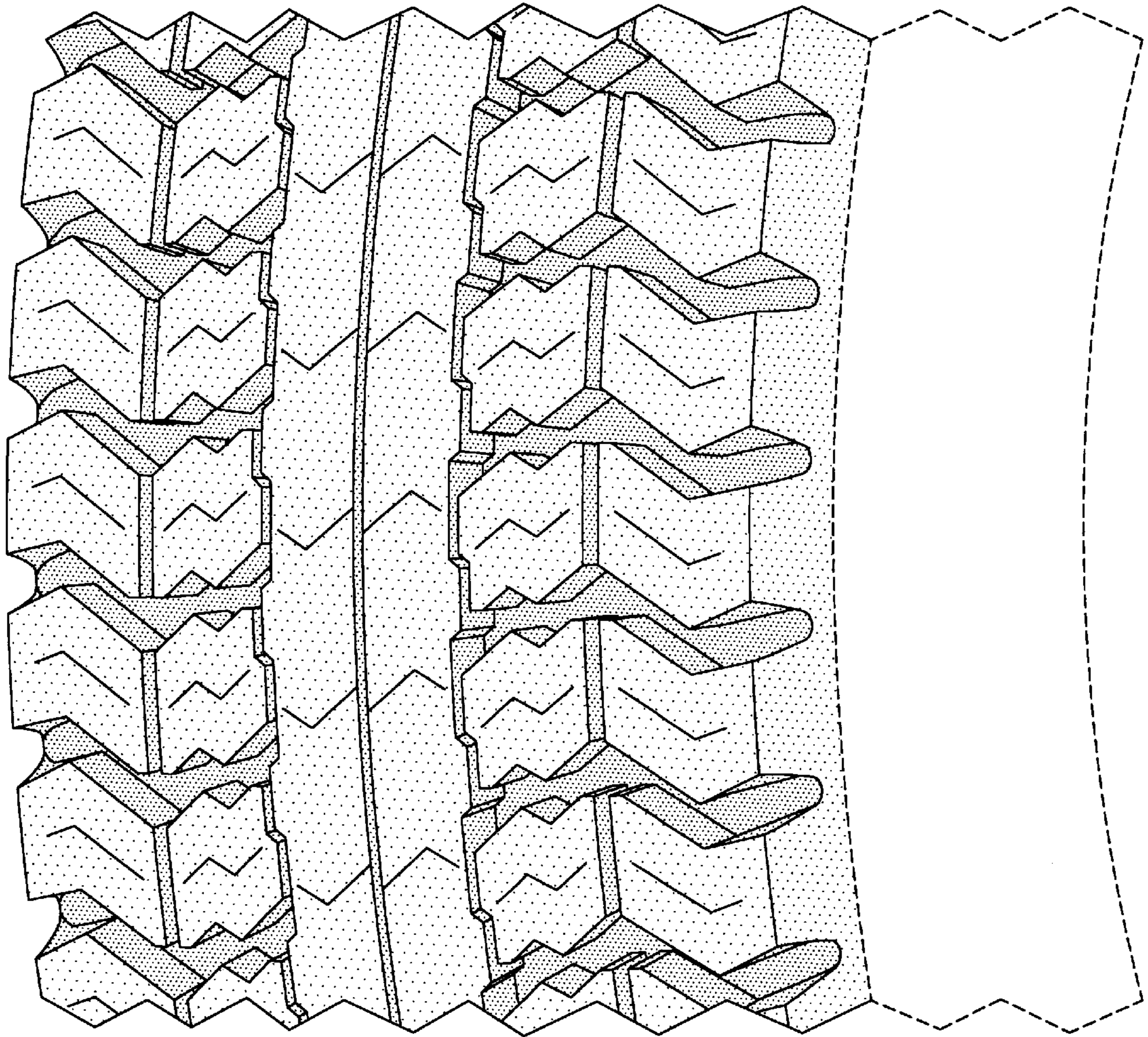


FIG-4