



US00D412471S

United States Patent [19] Downey

[11] Patent Number: **Des. 412,471**

[45] Date of Patent: **** Aug. 3, 1999**

[54] **TIRE TREAD**

[75] Inventor: **William Alexander Downey**,
Simpsonville, S.C.

[73] Assignee: **Michelin Recherche et Technique S.A.**, Switzerland

[**] Term: **14 Years**

[21] Appl. No.: **29/090,666**

[22] Filed: **Jul. 14, 1998**

[51] **LOC (6) Cl.** **12-15**

[52] **U.S. Cl.** **D12/146**

[58] **Field of Search** D12/136, 138,
D12/140-152; 152/209 RR, 209 NS, 209 AS,
209 AG, 209 BY, 209 LG, 209 RB, 209 DP

[56] **References Cited**

U.S. PATENT DOCUMENTS

D. 334,363	3/1993	Grenie	D12/147
D. 339,775	9/1993	Himuro et al.	D12/147
D. 346,142	4/1994	Consolacion et al.	D12/147
D. 350,925	9/1994	Manestar	D12/147
D. 391,208	2/1998	Guspodin et al.	D12/147

FOREIGN PATENT DOCUMENTS

940064	2/1994	Norway .
DM/029 374	4/1994	WIPO .

OTHER PUBLICATIONS

Goodyear Eagle GT II Tire, Goodyear Performance Tire Brochure 700-862-918-051, Oct. 1995.

Bridgestone Potenza RE900 Tire, 1996 Tread Design Guide, p. 12, Feb. 1996.

Cordovan Grand Spirit Radial HRX Tire, 1996 Tread Design Guide, p. 18, Feb. 1996.

Ohtsu Falken FK-07U Tire, 1996 Tread Design Guide, p. 57, Feb. 1996.

Tread Design Guide, 1991, p. 59, Sears Sperguard 50.

Tread Design Guide, 1996, p. 11, Big O Apens III.

Tread Design Guide, 1996, p. 50, Michelin LTX M/S.

Tread Design Guide, 1997, p. 51, Michelin XZ4.

Primary Examiner—Robert M. Spear

Attorney, Agent, or Firm—Alan A. Csontos; Robert R. Reed

[57] **CLAIM**

The ornamental design for a tire tread, as shown and described.

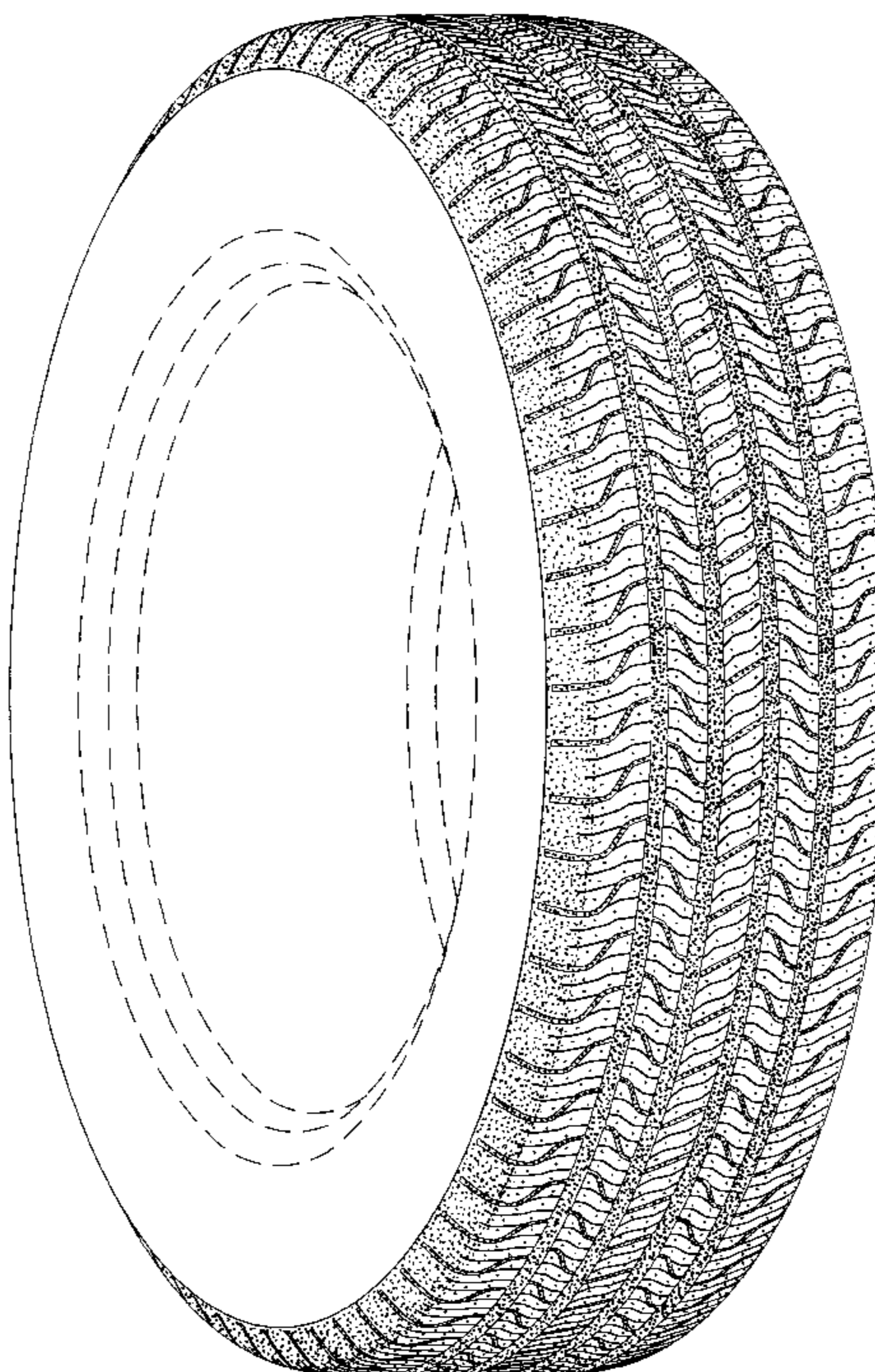
DESCRIPTION

FIG. 1 is a perspective view of a tire tread showing my new tire tread design, it being understood that the tire tread has a pattern repeated over the outer circumference and shoulder of a tire, the opposite side being the same as that illustrated; and,

FIG. 2 is a enlarged fragmentary front elevation view of the tire tread thereof.

The broken line disclosure of a tire sidewall and inner bead is for illustrative purposes only and forms no part of the claimed design.

1 Claim, 2 Drawing Sheets



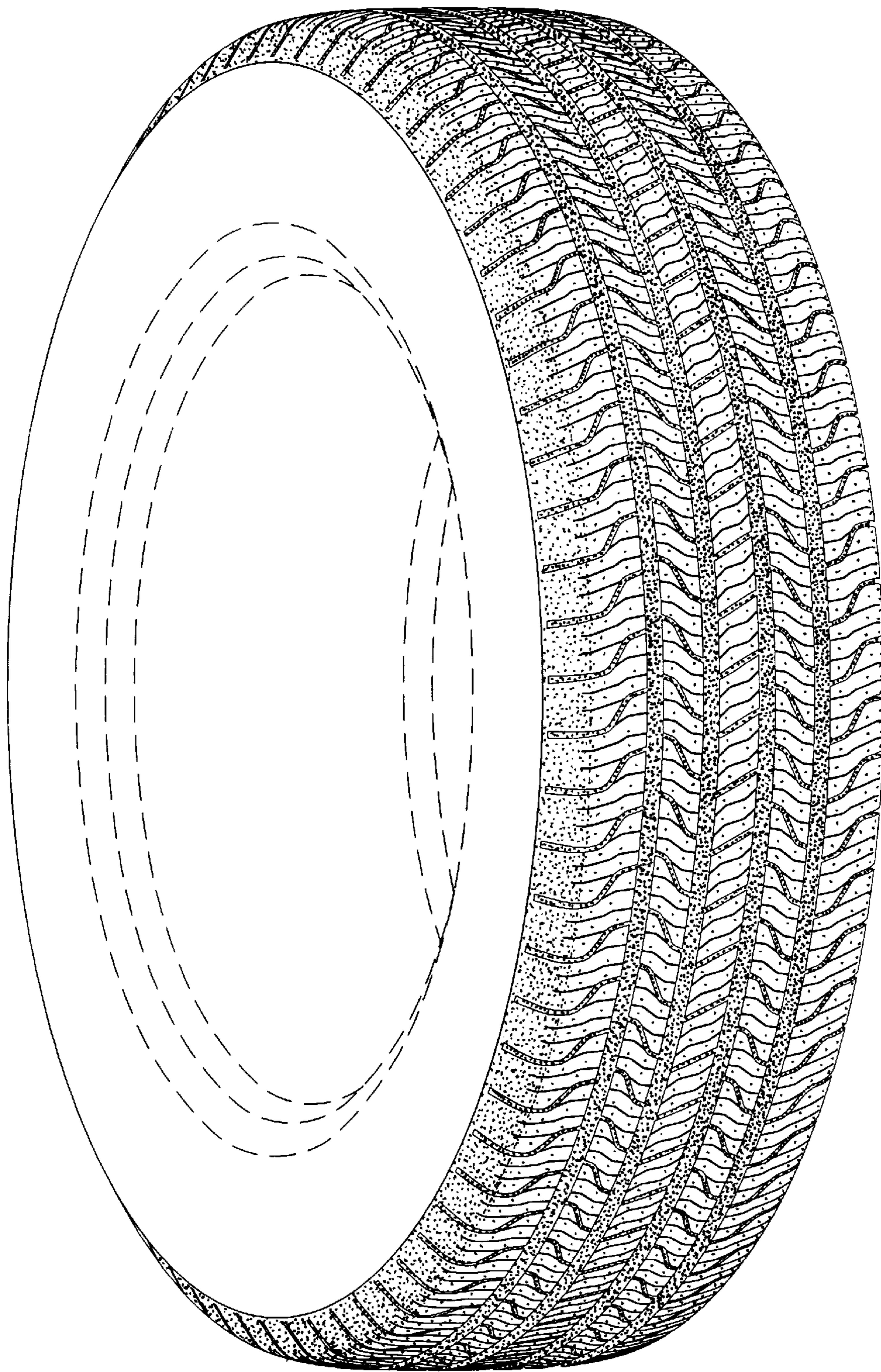


Fig. 1

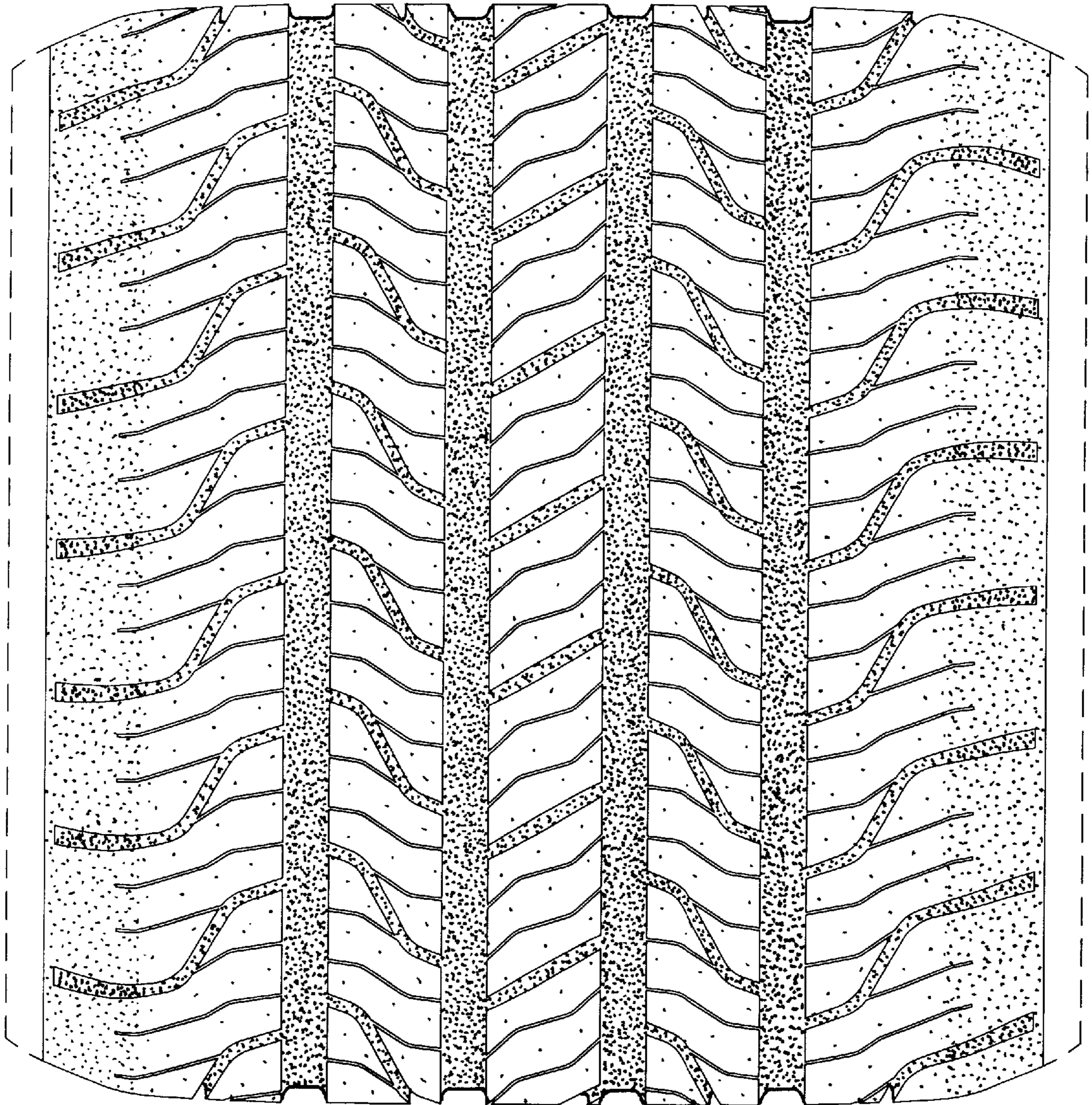


Fig. 2